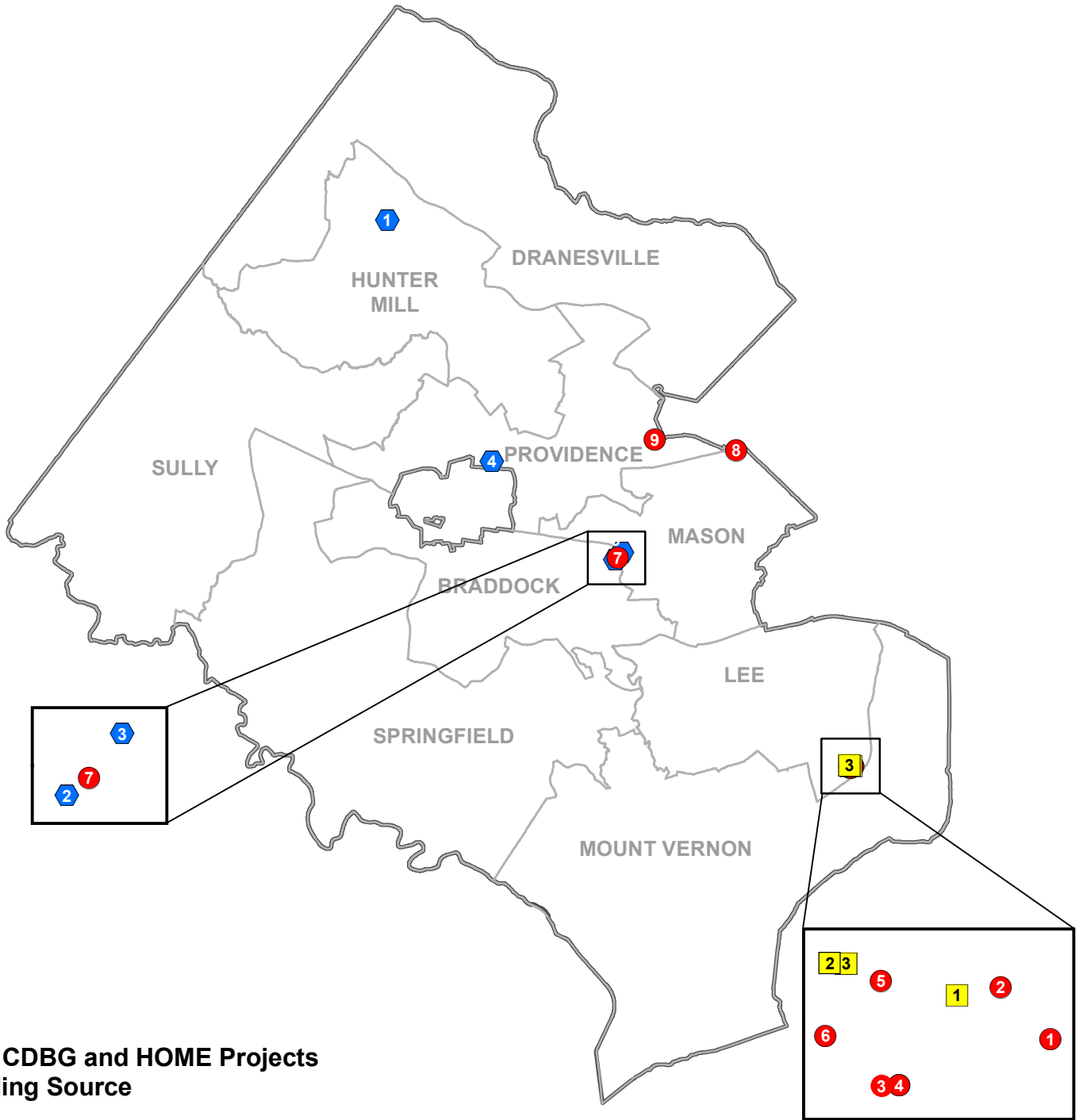


# PROJECT MAP FOR FY 2018 (CDBG and HOME)



**FY 2018 CDBG and HOME Projects  
By Funding Source**

**● CDBG Funds**

ID	Non-Profit	City
1	Good Shepherd Housing	Alexandria
2	Good Shepherd Housing	Alexandria
3	Good Shepherd Housing	Alexandria
4	Good Shepherd Housing	Alexandria
5	Good Shepherd Housing	Alexandria
6	Good Shepherd Housing	Alexandria
7	Pathway Homes	Annandale
8	Pathway Homes	Falls Church
9	Pathway Homes	Falls Church

**■ HOME Funds**

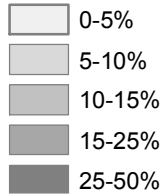
ID	Non-Profit	City
1	Good Shepherd Housing	Alexandria
2	Good Shepherd Housing	Alexandria
3	Good Shepherd Housing	Alexandria

**⬡ Combined CDBG & HOME Funds**

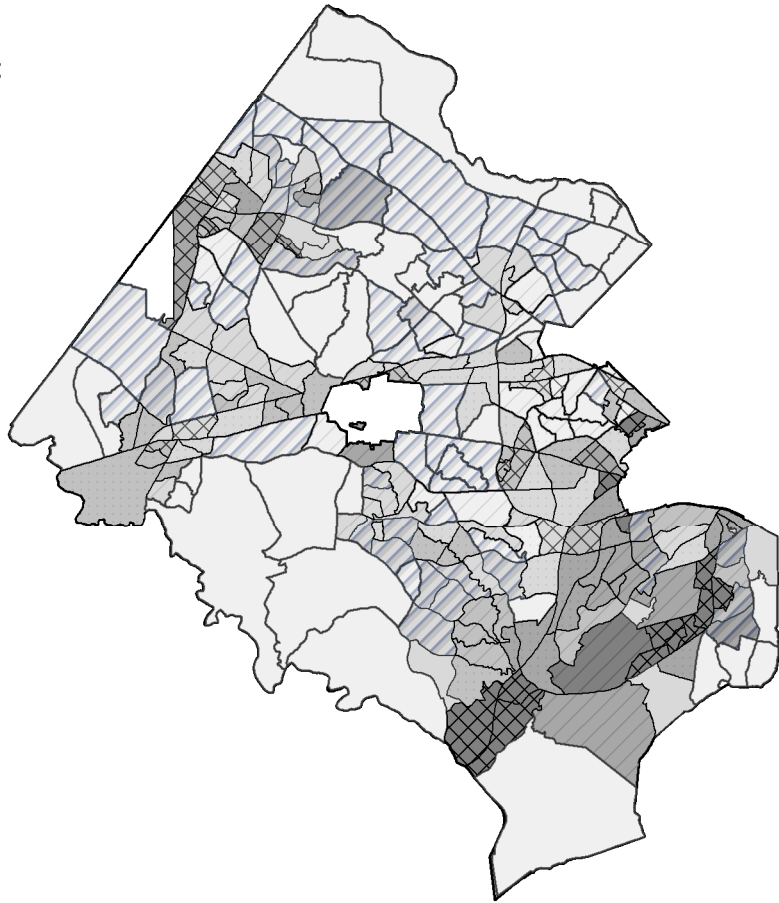
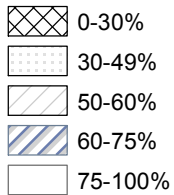
ID	Non-Profit	City
1	Pathway Homes	Reston
2	Pathway Homes	Annandale
3	Pathway Homes	Annandale
4	Pathway Homes	Fairfax

**FAIRFAX COUNTY FY 2018 CAPER**  
**Minority Concentrations by Census Tract**

**Percent of Black Households per Total Population**




**Percent of White Households per Total Population**



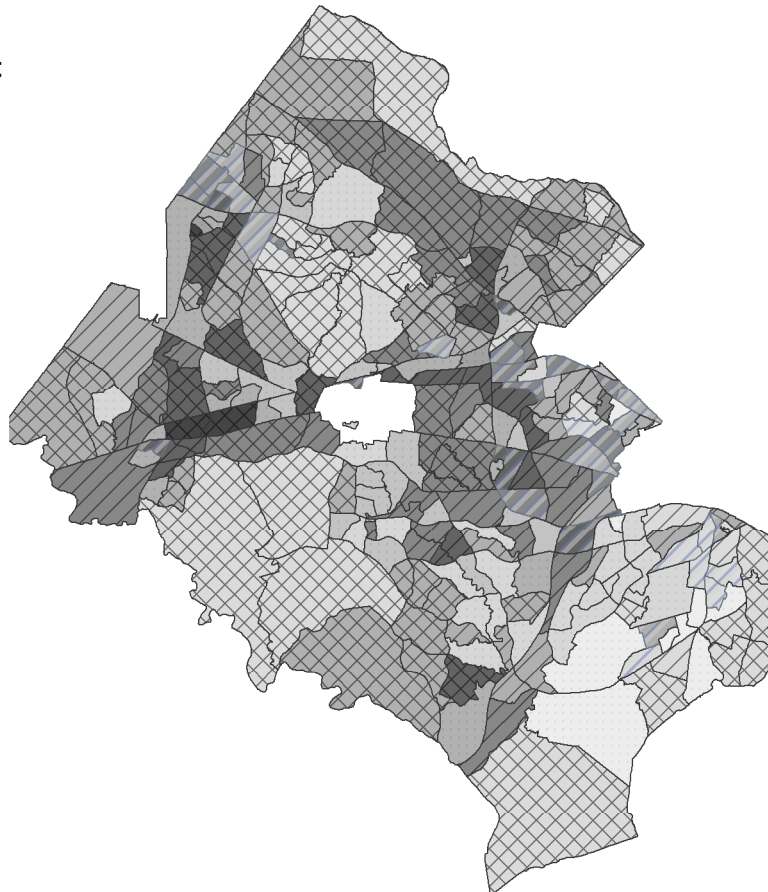
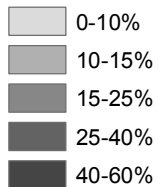
Source: U.S. Census Bureau, 2010 Census

**FAIRFAX COUNTY FY 2018 CAPER**  
**Minority Concentrations by Census Tract**

**Percent of Hispanic Households per Total Population**



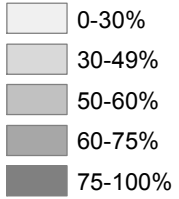
**Percent of Asian Households per Total Population**



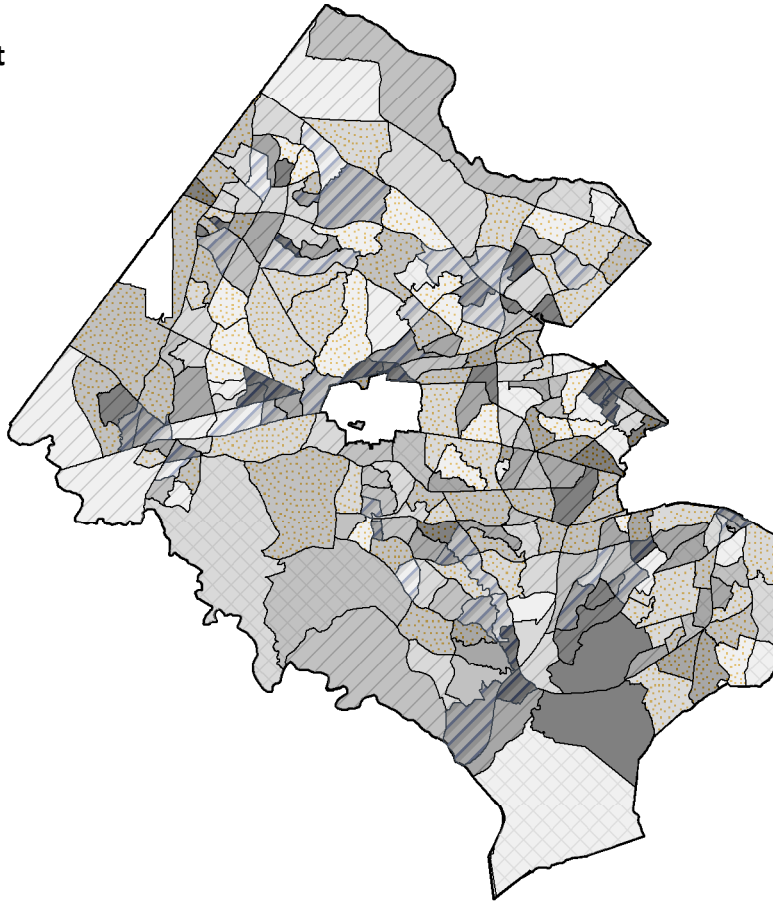
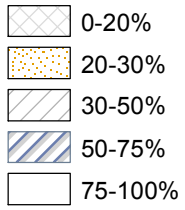
Source: U.S. Census Bureau, 2010 Census

**FAIRFAX COUNTY FY 2018 CAPER**  
**Minority Concentrations by Census Tract**

**Other Non-Hispanic Households  
per Total Population**



**Multi-Race Households  
per Total Population**



Source: U.S. Census Bureau, 2010 Census