

**-DRAFT-  
FAIRFAX COUNTY, VA  
CONSOLIDATED ANNUAL  
PERFORMANCE AND  
EVALUATION REPORT  
(CAPER)**

**FY 2020  
(July 1, 2019 – June 30, 2020)**

*Prepared by the*

**Fairfax County Department of  
Housing and Community Development**  
3700 Pender Drive, Suite 300  
Fairfax, Virginia 22030

*Thomas Fleetwood, Director*



**Fairfax County, VA**  
**Consolidated Annual Performance Evaluation Report (CAPER)**  
**2019 - 2020**  
**Table of Contents**

CR-05 - Goals and Outcomes.....	1
CR-10 - Racial and Ethnic composition of families assisted.....	18
CR-15 - Resources and Investments 91.520(a).....	19
CR-20 - Affordable Housing 91.520 (b).....	25
CR-25 - Homeless and Other Special Needs 91.220(d,e); 91.320(d,e); 91.520(c). 28	
CR-30 – Public Housing 91.220(h); 91.320(j).....	34
CR-35 – Other Actions 91.220(j)-(k); 91.320(i)-(j).....	40
CR-40 – Monitoring 91.220 and 91.230.....	75
CR-45 – CDBG 91.520(c) .....	79
CR-50 – HOME 91.520(d).....	80
CR-60 – ESG 91.520(g).....	83
CR-65 – Persons Assisted .....	85
CR-70 – ESG 91.520(g) – Assistance Provided and Outcomes .....	88
CR-75 - Expenditures.....	89
Attachments.....	93

## **CR-05 - Goals and Outcomes –**

### **Progress the jurisdiction has made in carrying out its strategic plan and its action plan. 91.520(a)**

This could be an overview that includes major initiatives and highlights that were proposed and executed throughout the program year.

The summary below provides a brief overview that includes major initiatives and highlights that were proposed and executed during the fifth year of the Five-Year Consolidated Plan for Fairfax County Fiscal Years 2016-2020. This report covers the period from July 1, 2019 through June 30, 2020, which is Fairfax County's Fiscal Year (FY) 2020 and the Federal Government's Fiscal Year 2019. All references herein to the County's program years are based on the County's fiscal years.

As a recipient of federal funds under the Consolidated Plan, Fairfax County is required to provide this annual Consolidated Annual Performance and Evaluation Report (CAPER) within 90 days of the end of the County's program year or by September 28, 2020. Due to the onset of the coronavirus pandemic the U.S. Department of Housing and Urban Development (HUD) has extended the deadline to 180 days after the end of the grantees program year or to December 27, 2020. The CAPER constitutes a summary of accomplishments and an accounting of the allocation and expenditure of funds under the Consolidated Plan. The information included in this document has been compiled in accordance with the requirements for Consolidated Plan Entitlement Grantees.

The Consolidated Plan is a requirement of HUD as a condition of receiving funding under certain federal programs. The Consolidated Plan is a 5-year comprehensive planning document that identifies Fairfax County's overall needs for affordable and supportive housing, for homeless shelters and services, for community and economic development, and for building public and private partnerships. The Consolidated Plan also defines the County's strategy, priorities, and objectives for addressing identified needs.

A One-Year Action Plan is required for each of the five years of the Consolidated Plan. The One-Year Action Plan for FY 2020 (Action Plan) covered the period July 1, 2019, through June 30, 2020, the period covered by this CAPER, and contained a description of how Fairfax County intended to utilize funds from the programs included in the Consolidated Plan in order to meet the identified needs. The Action Plan incorporated recommendations for the use of the Community Development Block Grant (CDBG), the HOME Investment Partnerships Program (HOME) funds, and the Emergency Solutions Grant (ESG) funds. The Action Plan listed the projects and activities planned, including the proposed use of HUD program funds by the Fairfax County Redevelopment and Housing Authority (FCRHA) for FY 2020. The goals and objectives that were to be addressed with these funds were also indicated in the Action Plan.

**Comparison of the proposed versus actual outcomes for each outcome measure submitted with the consolidated plan and explain, if applicable, why progress was not made toward meeting goals and objectives. 91.520(g)**

Categories, priority levels, funding sources and amounts, outcomes/objectives, goal outcome indicators, units of measure, targets, actual outcomes/outputs, and percentage completed for each of the grantee’s program year goals.

Goal	Category	Source / Amount	Indicator	Unit of Measure	Expected – Strategic Plan	Actual – Strategic Plan	Percent Complete	Expected – Program Year	Actual – Program Year	Percent Complete
Community Input	Institutional	CDBG: \$250000	Other	Other	1	5	500.00%	1	1	100.00%
Homelessness	Homeless	CDBG: \$400000 / HOME: \$700000 / ESG: \$473009	Rental units rehabilitated	Household Housing Unit	50	1	2.00%	10	0	0.00%
Homelessness	Homeless	CDBG: \$400000 / HOME: \$700000 / ESG: \$473009	Tenant-based rental assistance / Rapid Rehousing	Households Assisted	250	6302	2,520.80%	250	1,963	785.2 0%
Human Service System	Non-Housing Community Development	CDBG: \$0 / HOME: \$0 / ESG: \$0	Other	Other	1	5	500.00%	1	1	100.00%

Poverty Reduction/Self Sufficiency	Non-Housing Community Development	CDBG: \$0 / HOME: \$0 / ESG: \$0	Public service activities other than Low/Moderate Income Housing Benefit	Persons Assisted	250	3660	1,464.00%	250	893	357.20%
Reinvestment	Non-Housing Community Development	CDBG: \$0 / HOME: \$0 / ESG: \$0	Other	Other	1	5	500.00%	1	1	100.00%
Special Needs	Affordable Housing Non-Homeless Special Needs	CDBG: \$120000 / HOME: \$500000 / ESG: \$0	Public service activities other than Low/Moderate Income Housing Benefit	Persons Assisted	250	1180	472.00%	180	0	0.00%
Special Needs	Affordable Housing Non-Homeless Special Needs	CDBG: \$120000 / HOME: \$500000 / ESG: \$0	Public service activities for Low/Moderate Income Housing Benefit	Households Assisted	100	1114	1,114.00%	338	0	0.00%

Special Needs	Affordable Housing Non-Homeless Special Needs	CDBG: \$120000 / HOME: \$500000 / ESG: \$0	Rental units rehabilitated	Household Housing Unit	25	466	1,864.00%	5	7	140.00%
Special Needs	Affordable Housing Non-Homeless Special Needs	CDBG: \$120000 / HOME: \$500000 / ESG: \$0	Tenant-based rental assistance / Rapid Rehousing	Households Assisted	100	290	290.00%	11	100	909.09%
Workforce Housing	Affordable Housing	CDBG: \$200000 / HOME: \$200000 / ESG: \$0	Rental units constructed	Household Housing Unit	0	612	0.00%	200	0	0.00%
Workforce Housing	Affordable Housing	CDBG: \$200000 / HOME: \$200000 / ESG: \$0	Homeowner Housing Added	Household Housing Unit	0	81		15	41	273.33%
Working Families	Affordable Housing	CDBG: \$300000 / HOME: \$300000 / ESG: \$0	Rental units constructed	Household Housing Unit	1000	46	4.60%	0	0	0.00%

Working Families	Affordable Housing	CDBG: \$300000 / HOME: \$300000 / ESG: \$0	Rental units rehabilitated	Household Housing Unit	0	148	0.00%	2	0	0.00%
Working Families	Affordable Housing	CDBG: \$300000 / HOME: \$300000 / ESG: \$0	Homeowner Housing Added	Household Housing Unit	125	86	68.8%	15	43	
Working Families	Affordable Housing	CDBG: \$300000 / HOME: \$300000 / ESG: \$0	Tenant-based rental assistance / Rapid Rehousing	Households Assisted	0	37	0.00%	16	0	0.00%

**Table 1 - Accomplishments – Program Year & Strategic Plan to Date**

**Assess how the jurisdiction’s use of funds, particularly CDBG, addresses the priorities and specific objectives identified in the plan, giving special attention to the highest priority activities identified.**

During FY 2020 (July 1, 2019 – June 30, 2020), Fairfax County received funding from the following federal programs administered by HUD:

Community Development Block Grant (CDBG)	\$5,609,339
Community Development Block Grant (CARES Act CDBG-CV)	\$3,506,542
HOME Investment Partnerships Program (HOME)	\$1,940,695
Emergency Solutions Grant (ESG)	\$473,009
<u>Emergency Solutions Grant CARES Act (ESG-CV1)</u>	<u>\$1,699,586</u>
<u>Emergency Solutions Grant CARES Act (ESG-CV2)</u>	<u>\$6,581,782</u>
<b>Total</b>	<b>\$19,810,953</b>



## General FY 2020 Program Highlights

### Affordable Housing Policy

In January 2010, the Fairfax County Board of Supervisors (the Board) adopted the "Housing Blueprint", which established a new affordable housing policy direction for the county. The Housing Blueprint reflects the philosophy of the Board that affordable housing is a continuum ranging from the needs of the homeless to first-time buyers. Included in this range are the diverse housing needs of low-income working families; senior residents; persons with physical or mental disabilities; and the diverse workforce across Fairfax County. The housing goals established by the community in the FY 2020 Housing Blueprint are as follows:

- Goal 1: To address the challenge of homelessness
- Goal 2: To provide affordable housing options to special needs population
- Goal 3: To meet the affordable housing needs of low-income working families
- Goal 4: To increase workforce housing through creative partnerships and public policy

The consensus among the parties that assisted the Board establish these goals was that affordable housing policy should prioritize those with the greatest need. Those identified as having the greatest need include:

- Individuals and families who are homeless.
- Households with low- to extremely low-incomes.
- Special needs populations including seniors and persons with physical or mental disabilities; and
- The workforce essential to Fairfax County's economic health and growth.

### Accomplishing the Goals

To accomplish these goals, Fairfax County will draw upon federal and local resources, the community, and the private sector to leverage

resources through partnerships. The County will continue to complete projects already in the pipeline as well as embark on new initiatives. The Housing Blueprint served as the underpinning for the development of the County's Five-Year Consolidated Plan for FY 2016 - 2020 and the One Year Action Plan for FY 2020.

### **Affordable Housing Preservation and Production**

The existing need for affordable housing in Fairfax County is reflected in the affordable rental unit gap – the number of affordable rental housing units needed for renters earning 80 percent of Area Median Income (AMI) and below – which is currently estimated to be 31,630 units. Over the next 15 years the need for affordable housing options will grow, as the county is projected to add 62,184 households, of which 18,622 are expected to earn 80 percent of AMI and below.

On June 19, 2018, the Fairfax County Board of Supervisors adopted the Communitywide Housing Strategic Plan Phase 1 report. County staff has been working on implementation of Phase 1 of the Plan which identifies 25 short-term strategies that can be implemented without major policy changes or significant sources of new revenue to start the process of creating more housing options for future and current county residents and workers. On May 7, 2019, the Fairfax County Board of Supervisors adopted the Fairfax County budget for FY 2020. The budget made a significant down payment on additional resources for affordable housing that were recommended by the Board's Affordable Housing Resources Panel (AHRP) (Communitywide Housing Strategic Plan Phase 2). In addition to the resources provided in FY 2020, the Board directed staff to:

- Focus on all strategic goals identified by the AHRP.
- Identify a plan that identifies the equivalent of one additional cent on the Real Estate Tax (in addition to the current half-penny) to assist in the production of at least 5,000 new affordable units over the next 15 years using public resources.
- Maintain the existing half-penny for preservation of existing affordable housing.
- Develop a package of innovative land use policies to further facilitate the development of affordable housing beyond the stated goal of 5,000 units and include the identification of additional investments in staff resources to facilitate these options.
- Explore all opportunities to better utilize public space in the county in support of the goal of developing affordable housing, including prioritizing the exploration of opportunities with other entities, such as houses of worship, and public private partnership options.

- Ensure that affordable housing has a prominent place in the Board’s legislative program and promote community awareness of affordable housing needs and opportunities; and
- Provide the Board with a plan to respond to all the recommendations of the AHRP in the Fall of 2019.

In the Fall of 2019, County staff briefed the Board on a plan to use additional funding in the FY 2021 Advertised Budget to spur affordable housing development in Fairfax County, with the aim of producing at least 5,000 new affordable units over the next 15 years. However, due to the financial impacts of the COVID-19 Pandemic in the Spring of 2020, the additional “penny” was not included in the FY 2021 Adopted Budget. In June 2020, the Board of Supervisors and County staff reiterated the continued local commitment to develop new affordable housing opportunities and to strengthen affordable housing preservation efforts within existing communities throughout Fairfax County.

From April 2004 through June 2019, a total of 3,473 affordable housing units were preserved in Fairfax County, including 421 units preserved and 36 units/beds created in FY 2019. This is more than three times the Board of Supervisors’ original 2004 goal of preserving 1,000 units. In FY 2019, a new initiative was set to produce 5,000 affordable housing units in 15 years and to attain no net loss of affordable housing. In FY 2020, 201 units/beds were created, which, along with the FY 2019 units, brings the total number of affordable housing units created at 237 towards the goal of 5,000. In addition, in FY 2020 one unit was preserved, bringing the total preserved to 422 units since the initiative began.

#### **Highlights of Creation and Preservation Activities**

1. Good Shepherd Housing and Family Services (GSH); Lee District: A total of \$868,300 in funding to acquire 6 units in the Richmond Highway (US 1) corridor to benefit households with annual income at or below 50 percent of AMI, including \$590,900 in CDBG funding (awarded under the Consolidated Community Funding Pool) for the acquisition of 4 housing units and \$277,400 in HOME funding (awarded under the HCD-issued RFP) for the acquisition of 2 housing units.
2. Habitat for Humanity of Northern Virginia, Inc. ;Lee District: A total of \$257,000 in funding for affordable housing projects, including \$150,000 in previously awarded CDBG funding to preserve 1 unit for the benefit of 1 household with an annual household income at or below 50 percent of AMI and \$107,000 in previously awarded HOME funding to acquire 1 unit for the benefit of 1 special needs household with an annual household income at or below 30 percent of AMI.

3. Marian Homes; 5 beds; Braddock District: A total of \$470,000 in CDBG funding (awarded under the HCD-issued RFP) for the acquisition of a single-family home to provide community living for five individuals with income at or below 30 percent of AMI, who also have intellectual disabilities and require specialized residential accommodations. Extensive renovations to the property included bringing the property into compliance with ADA standards and the construction of a fifth bedroom. Residential supportive services are provided by Chimes of Virginia.
4. Pathway Homes; scattered sites; 13 units; Braddock, Mason and Mount Vernon Districts: A total of \$1,619,475, including \$920,573 in HOME, \$291,105 in HOME-CHDO and \$407,797 in CDBG funding (awarded under the HCD-issued RFP) to acquire 13 1-bedroom condominium units to provide affordable rental housing to individuals who are homeless, or precariously housed, with income at or below 30 percent of AMI and have special needs related to mental illness, co-occurring substance abuse disorders, or intellectual disorders. Supportive services are provided by Pathway Homes through a partnership with the Fairfax-Falls Church Community Services Board (CSB).
5. Wesley Housing Development Corporation and the FCRHA closed on the financing for The Arden project. This includes a Housing Blueprint Loan of \$7.4 million for the new construction of 126 units of low-income housing at 60 percent AMI or below, right next to the Huntington Avenue Metro Station in Alexandria. The project will also house Wesley Housing's headquarters when complete and provide services to its tenants for job skills and financial management. The Arden financing also includes a CDBG loan of \$957,351, which Wesley Housing Development Corporation used for acquisition.
6. The FCRHA and Enterprise Community Development (Enterprise) closed on financing for the New Lake Anne House project, which redeveloped the entire Fellowship House property into a low-income, mixed-tenure, senior community. New Lake Anne House is utilizing a 4% tax credit/tax-exempt bond structure that includes 4% Low-Income Housing Tax Credits, tax-exempt bonds, a first mortgage, a Virginia Housing Trust Fund Loan, a Sales Proceeds Loan, and a \$3,000,000 Housing Blueprint Loan, among other sources. The Project will have 240 units rented as affordable housing for households with 100 percent of the units rent- and income-restricted to residents with incomes at or below 60 percent of the area median income (AMI) for at least 30 years. 100 percent of the units, and all the common areas, are designed to Universal Design standards. Further, 54 of the units are designed to be fully accessible under the Uniform Federal Accessibility Standards, which is nearly double the accessibility code requirement. The units will be built to EarthCraft standards of energy efficiency.

7. In FY 2020, pursuant to the Affordable Dwelling Unit (ADU) Program, a total of nine newly constructed ADU condominiums were offered to the FCRHA for purchase at the Crest of Alexandria development in Lee District. The FCRHA acquired four ADUs and placed them in the Fairfax County Rental Program (FCRP). The FCRHA will acquire the remaining five ADUs in FY 2021.

#### **Use of HOME, ESG, and CDBG Funds**

##### **FY 2020 HOME**

Fairfax County received \$1,940,695 in HOME funds in FY 2020. The County uses its HOME funds to provide funding for non-profit organizations to acquire or rehabilitate affordable housing units for low income individuals, to support direct assistance to low income individuals and to fund Fair Housing activities. Program accomplishments for FY 2020 include:

1. A CHDO acquired and/or preserved seven housing units, one using CHDO funding, providing affordable housing for low income households with persons with disabilities.
2. During FY 2020 TBRA assistance was provided to 39 families serving 118 beneficiaries.

##### **FY 2020 ESG**

Emergency Solutions Grant funds in the amount of \$473,009 were utilized for housing relocation and stabilization services, as well as rental

assistance. The funds were essential to preventing homelessness as well as rapidly re-housing many households who were already homeless.

### **FY 2020 CDBG**

Fairfax County received \$5,609,339 in CDBG funds in FY 2020. For FY 2020, CDBG funding supported contractual commitments (such as payments on outstanding Section 108 loans), program administration, relocation assistance and an on-going home repair program that address the Vision and Mission Statement incorporated in the Five-Year Plan. Additionally, CDBG also funded affordable housing programs and projects, and public services activities in alignment with the priorities adopted by the Board of Supervisors.

### **FY 2020 Home Repair for the Elderly Program**

The Home Repair for the Elderly Program completed 130 cases serving 100 households in FY 2020. The average household income served was \$24,634 or approximately 32% AMI for a one-person household. This meets the HUD definition for very, very low income.

### **Consolidated Community Funding Pool**

The Fairfax County Board of Supervisors has designated the Consolidated Community Funding Advisory Committee (CCFAC) as the citizen advisory group charged with overseeing the Consolidated Plan process. The CCFAC is also charged with oversight and developing funding priorities for the Consolidated Community Funding Pool (CCFP), a pool of funds awarded through a competitive proposal process to fund affordable housing and public service activities by nonprofit organizations. In FY 2020, the CCFP included an allocation of \$1,432,300 in Community Development Block Grant funds. The Board approved the following CCFP funding priorities for the FY 2020 funding period:

#### **Housing**

Goal: All individuals and families, including those at risk of homelessness, people with disabilities, older adults and individuals in the local workforce, can afford safe, stable and accessible living accommodations along with other basic necessities and will have access to affordable, accessible housing with the supportive services necessary to live as independently as possible in a community setting.

#### **Literacy/Educational Development/Attainment**

Goal: All individuals and families will have the ability to read, write and speak English effectively, manage finances and attain employment goals through academic and vocational achievement. Children and youth will have access to quality early care and education and support to develop

employment and independent living skills.

### **Financial Stability (Financial Assistance to Financial Empowerment)**

Goal: All individuals and families will have the ability to possess and maintain sufficient income to consistently meet their basic needs – with no or minimal financial assistance or subsidies from private or public organizations.

### **Health**

Goal: All individuals and families will have access to primary, specialty, oral, behavioral, and long-term health care, particularly prevention services. Children will have access to supplemental food year-round, seven days a week. All individuals and families will develop the knowledge and resources to practice healthy behaviors and to take action to prevent and manage disease and adverse health conditions.

### **Support/Community/Social Networks**

Goal: Individuals of all ages, abilities and income levels will have access to local services, including community-based transportation and childcare and the ability to establish and maintain communal and social relationships.

### **Positive Behaviors and Healthy Relationships**

Goal: Individuals of all ages, abilities and income levels will develop positive behaviors and healthy relationships that are safe and free from abuse, neglect and trauma and promote physical, emotional, mental, and social well-being.

A total of \$3,118,422 of CDBG Affordable Housing Funds was allocated to nonprofit contractors for the acquisition and preservation of affordable housing in FY 2020. The CDBG Affordable Housing Funds allocated to nonprofits in FY 2020 included \$590,900 of CDBG Affordable Housing Funds through the FY 2020 CCFP and an additional \$2,527,522 through the FY 2020 HCD-issued RFP process.

### **Targeted Public Services and Affordable Housing Projects**

In FY 2020, five nonprofit contracts were funded to provide targeted public services activities, four of which included services under two priority areas. One nonprofit contract was awarded CDBG Affordable Housing Funds.

The following nonprofit contracts were funded to provide targeted public services and affordable housing activities under the **Housing** priority area in FY 2020:

ORGANIZATION	PROJECT TITLE	CDBG FUNDING	Priority %
Good Shepherd Housing and Family Services, Inc.	Mount Vernon Village IX	\$590,900	100%
Good Shepherd Housing and Family Services, Inc.	Homes for the Working Poor, Disabled and Elderly	\$341,669	80%
Wesley Housing Development Corporation	Building Communities of Promise	\$230,577	50%
Wesley Housing Development Corporation	Promising Futures	\$155	50%

The following nonprofit contracts were funded to provide targeted public services activities under the **Literacy/Educational Development/Attainment** priority area in FY 2020:

ORGANIZATION	CONTRACT TITLE	CDBG FUNDING	Priority %
Wesley Housing Development Corporation	Promising Futures	\$155	50%
Wesley Housing Development Corporation	Building for the Future	\$202,165	50%

The following nonprofit contracts were funded to provide targeted public services activities under the **Financial Stability** priority area in FY 2020:

ORGANIZATION	CONTRACT TITLE	CDBG FUNDING	PRIORITY %
--------------	----------------	--------------	------------



Good Shepherd Housing and Family Services, Inc.	Emergency Services-Keeping Families at HOME	\$66,834	100%
Good Shepherd Housing and Family Services, Inc.	Homes for the Working Poor, Disabled & Elderly	\$341,669	20%

There were no targeted public services activities funded under the **Health** priority area in FY 2020.

The following nonprofit contract was funded to provide targeted public services activities under the **Support/Community/Social Networks** priority area in FY 2020:

ORGANIZATION	CONTRACT TITLE	CDBG FUNDING	PRIORITY %
Wesley Housing Development Corporation	Building Communities of Promise	\$230,577	50%

The following nonprofit contract was funded to provide targeted public services activities under the **Positive Behaviors and Healthy Relationships** priority area in FY 2020:

ORGANIZATION	CONTRACT TITLE	CDBG FUNDING	PRIORITY %
Wesley Housing Development Corporation	Building for the Future	\$202,165	50%

All projects funded by CDBG in FY 2020 provided services or activities that benefited low- and moderate-income persons and addressed outcome

area funding priorities.

### Highlights of Program Achievements for FY 2020 Community Development Block Grant Funded Nonprofits

- **CDBG Affordable Housing acquisitions funded through the CCFP served 14 clients, including 2 female headed households, 1 client with disabilities and 1 elderly client.**
  
- **Housing services for 643 Clients**
  - Services provided by **Good Shepherd Housing and Family Services, Inc.** under the *Homes for the Working Poor, Disabled and Elderly* contract included leasing affordable rental housing to **328 clients** in **125 households** that had household incomes at or below 60 percent of the area median income, including persons who were homeless or at-risk of homelessness.
  - Services provided by **Wesley Housing Development Corporation** under the *Building Communities of Promise* contract included supportive services to seniors and persons with disabilities to assist with maintaining housing stability for the benefit of **215 clients** in **172** low-income households.
  - Services provided by **Wesley Housing Development Corporation** under the *Promising Futures* contract included information and resources to promote housing stability and prevent evictions for **100 clients** in **100** low-income households at two residential communities.
  
- **Literacy/Educational Development/Attainment services for 168 Clients**
  - Services provided by **Wesley Housing Development Corporation** under the *Building for the Future* contract included early childhood education and school readiness services for **10 pre-school aged clients** in **10 households**, and after school academic and personal development activities for **116 school aged clients** in **95 low-income households** at two residential communities.
  - Services provided by **Wesley Housing Development Corporation** under the *Promising Futures* contract included English as a second language courses, employment training services and employment counseling for **42 clients** in **36 low-income households** at two residential communities.
  
- **Financial Stability services for 514 Clients**

- Services provided by **Good Shepherd Housing and Family Services, Inc.** under the *Emergency Services Keeping Families at Home* contract included financial assistance grants and resource referrals to **191 clients** in **79 households** facing a housing related crisis, such as eviction or utility disconnections.
- Services provided by **Good Shepherd Housing and Family Services, Inc.** under the *Homes for the Working Poor, Elderly & Disabled* contract included credit counseling, as well as financial literacy and money management training, to **323 clients** in **127 households**.
- **Support/Community/Social Networks for 215 Clients**
  - Services provided by **Wesley Housing Development Corporation** under the *Building Communities of Promise* contract included supportive services to provide access to community health-related information and health screening resources, exercise classes and lifelong learning opportunities to **215 clients** in **172 households** of seniors and persons living with permanent disabilities.
- **There were no accomplishments under the Positive Behaviors and Healthy Relationships priority area.**

#### **FY 2020 Action Plan Amendments**

An annual Action Plan is required by HUD for three federal programs: CDBG, HOME, and ESG. In FY 2020, there were amendments to the Action Plan during the *FY 2019 Carryover Review* due to the final HUD grant award amounts and actual CDBG and HOME program income received in FY 2019, as well as during the *FY 2020 Third Quarter Review* to reflect project reallocations and appropriate federal coronavirus response funding.

#### **Progress Toward Goals**

Fairfax County is generally making progress toward its goals as illustrated in the Goals and Outcomes table of this section.

## CR-10 - Racial and Ethnic composition of families assisted

Describe the families assisted (including the racial and ethnic status of families assisted).

91.520(a)

	CDBG	HOME	ESG- Sage Report
White	35	100	494
Black or African American	395	276	1351
Asian	0	64	47
American Indian or American Native	0	1	12
Native Hawaiian or Other Pacific Islander	4	0	2
<b>Total</b>	<b>434</b>	<b>441</b>	<b>1906</b>
Hispanic	35	18	346
Not Hispanic	399	423	1699

**Table 2 – Table of assistance to racial and ethnic populations by source of funds**

### Narrative -

ESG statistics above are for persons in families assisted. The totals for persons in families assisted by race (1,906) and persons in families assisted by Hispanic ethnicity (2,045) are less than the total number of persons in families assisted (2,061). The total persons in families assisted by race does not include 107 persons identified in the "multiple races" category, 42 persons that either did not know what race to provide or refused to provide the information, and the information was not collected for 6 persons. Similarly, the total for persons in families assisted by Hispanic ethnicity does not include 14 persons who either did not know what race to provide or refused to provide the information, and information was not collected for 2 persons.

## CR-15 - Resources and Investments 91.520(a)

### Identify the resources made available

Source of Funds	Source	Resources Made Available	Amount Expended During Program Year
CDBG	public - federal	30,873,330	10,864,962
CDBG-CV	public federal	3,506,542	7,642
HOME	public - federal	5,157,845	1,216,455
ESG	public - federal	920,843	528,788
ESG-CV	public federal	8,281,368	0

Table 3 - Resources Made Available

### Narrative

Expenditures include those utilizing funding from prior years and program income

### Identify the geographic distribution and location of investments

Target Area	Planned Percentage of Allocation	Actual Percentage of Allocation
Countywide	100	100

Table 4 – Identify the geographic distribution and location of investments

### Narrative

Fairfax County is opportunity-driven in the allocation of affordable housing resources, while at the same time, works actively to promote the de-concentration of poverty, particularly in the programs operated by the Fairfax County Redevelopment and Housing Authority (FCRHA). With respect to the investment of capital resources for affordable housing development, the FCRHA has financed the acquisition and development of properties in locations across the county over and will continue to operate its programs on a countywide basis.

## Leveraging-

**Explain how federal funds leveraged additional resources (private, state and local funds), including a description of how matching requirements were satisfied, as well as how any publicly owned land or property located within the jurisdiction that were used to address the needs identified in the plan.**

**CDBG Leveraging** - In FY 2020, a total of \$3.98 was leveraged for every \$1 of CDBG invested in for targeted public services and affordable housing activities.

### FY 2020 Public Services Activity and Leveraging:

Total CDBG expenditures for Targeted Public Services: \$841,380

Total leveraged for Targeted Public Services activities: \$3,348,239, including \$240,746 in local funds

RATIO= \$3.98 of leveraged funds for every \$1 of CDBG expenditure for Targeted Public Services activities.

### FY 2020 Affordable Housing Activity and Leveraging:

Total CDBG Affordable Housing Expenditures: \$15,078,574.

Total leveraged for Affordable Housing Activities: \$11,324,905.

RATIO= \$0.75 of leveraged funds for every \$1 of CDBG expenditure for Affordable Housing activities.

Total Leveraged: \$14,673,144    CDBG Invested: \$15,919,954

**HOME CHDO Leveraging:** Total HOME Acquisition Expenditures: \$315,457, Total Leveraged: Private: \$5,900.

Information on ESG leveraging and how publicly owned land and property located within Fairfax County is being used to address needs identified in the Consolidated Plan is described below.

<b>Fiscal Year Summary – HOME Match</b>	
1. Excess match from prior Federal fiscal year	35,117,765
2. Match contributed during current Federal fiscal year	2,016,170
3. Total match available for current Federal fiscal year (Line 1 plus Line 2)	37,133,935
4. Match liability for current Federal fiscal year	229,196
5. Excess match carried over to next Federal fiscal year (Line 3 minus Line 4)	36,904,739

**Table 5 – Fiscal Year Summary - HOME Match Report**

Match Contribution for the Federal Fiscal Year								
Project No. or Other ID	Date of Contribution	Cash (non-Federal sources)	Foregone Taxes, Fees, Charges	Appraised Land/Real Property	Required Infrastructure	Site Preparation, Construction Materials, Donated labor	Bond Financing	Total Match
Bridging Affordability	07/01/2019	2,016,170	0	0	0	0	0	2,016,170

Table 6 – Match Contribution for the Federal Fiscal Year

**HOME MBE/WBE report**

Program Income – Enter the program amounts for the reporting period				
Balance on hand at beginning of reporting period \$	Amount received during reporting period \$	Total amount expended during reporting period \$	Amount expended for TBRA \$	Balance on hand at end of reporting period \$
287,120	8,020	287,120	0	8,020

Table 7 – Program Income



<b>Minority Business Enterprises and Women Business Enterprises – Indicate the number and dollar value of contracts for HOME projects completed during the reporting period</b>						
	Total	Minority Business Enterprises				White Non-Hispanic
		Alaskan Native or American Indian	Asian or Pacific Islander	Black Non-Hispanic	Hispanic	
<b>Contracts</b>						
Dollar Amount	0	0	0	0	0	0
Number	0	0	0	0	0	0
<b>Sub-Contracts</b>						
Number	0	0	0	0	0	0
Dollar Amount	0	0	0	0	0	0
	Total	Women Business Enterprises	Male			
<b>Contracts</b>						
Dollar Amount	0	0	0			
Number	0	0	0			
<b>Sub-Contracts</b>						
Number	0	0	0			
Dollar Amount	0	0	0			

**Table 8 - Minority Business and Women Business Enterprises**

<b>Minority Owners of Rental Property – Indicate the number of HOME assisted rental property owners and the total amount of HOME funds in these rental properties assisted</b>						
	Total	Minority Property Owners				White Non-Hispanic
		Alaskan Native or American Indian	Asian or Pacific Islander	Black Non-Hispanic	Hispanic	
Number	0	0	0	0	0	0
Dollar Amount	0	0	0	0	0	0

**Table 9 – Minority Owners of Rental Property**

<b>Relocation and Real Property Acquisition – Indicate the number of persons displaced, the cost of relocation payments, the number of parcels acquired, and the cost of acquisition</b>						
Parcels Acquired		12		2,311,488		
Businesses Displaced		0		0		
Nonprofit Organizations Displaced		0		0		
Households Temporarily Relocated, not Displaced		0		0		
Households Displaced	Total	Minority Property Enterprises				White Non-Hispanic
		Alaskan Native or American Indian	Asian or Pacific Islander	Black Non-Hispanic	Hispanic	
Number	0	0	0	0	0	0
Cost	0	0	0	0	0	0

Table 10 – Relocation and Real Property Acquisition

### ESG leveraging and use of publicly owned land and property

ESG supports local homelessness prevention and rapid rehousing assistance for people who are experiencing homelessness, or at-risk of homelessness. In addition to the federal ESG funds, other public and private funding is leveraged to support these services. In FY 2020, the state’s Virginia Homeless Solutions Program awarded \$178,313 to one local grantee for homelessness prevention assistance and a total of \$645,425 to three local grantees for rapid rehousing assistance. An additional \$117,950 in Virginia Homeless Solutions Program funding was awarded in FY 2020 for emergency shelter operations in response to the COVID-19 pandemic. In FY 2020 Fairfax County government used local General Funds to not only match federal ESG funds dollar-to-dollar but also awarded five organizations a total of \$3,945,424 in contracts through the Office to Prevent and End Homelessness to provide homelessness prevention and rapid rehousing assistance. Federal Continuum of Care (CoC) resources are also leveraged for three rapid rehousing projects operated by two local nonprofits. A total of \$1,058,680 was awarded in January 2020 through the FY 2019 HUD CoC Competition to support three rapid rehousing projects operated by two local non-profits. Finally, local nonprofit organizations also leverage an unspecified amount of additional private financial donations each year, as well as volunteer time and in-kind donations, for the same homeless assistance.

Federal ESG resources are an important part of this diverse mix of funding that ensures local programs are sustainable and effective. Fairfax County, as the ESG recipient, satisfied the federal matching requirements under 24 CFR §576.201 through cash contributions from the local General Fund that

totaled an amount equal to the ESG fiscal year grant.

Publicly owned land and property located within Fairfax County is being used to address needs identified in the Consolidated Plan:

Residences at North Hill – The FCRHA closed on this project in June 2020. The project scope includes development of a mixed income community including 175 for-sale market rate townhomes, 216 multifamily affordable housing units and 63 affordable senior housing units. Construction began in August 2020.

Oakwood Senior Housing – The FCHRA has partnered with the Arlington Partnership for Affordable Housing to develop 150 affordable senior housing units on FCRHA property located at the intersection of South Van Dorn Street and Oakwood Road. The project was awarded Low Income Housing Tax Credits (LIHTC) by the Virginia Housing Development Authority (VHDA) in June 2020. Project construction is projected to commence in 2021.

One University Redevelopment – The FCRHA has partnered with Stratford Capitol Group and Rise Real Estate Company to redevelop FCRHA property located proximate to George Mason University with 333 student housing units, 120 affordable housing units and 120 senior housing units. The project was awarded LIHTC by VHDA in June 2020. Project construction is projected to commence in 2021.

Autumn Willow Senior Housing – The FCRHA solicited development proposals to create up to 150 senior housing units on FCRHA property located at the intersection of Stringfellow Road and Autumn Willow Drive. The Michael's Development Company was selected as the development partner. The LIHTC application is to be submitted to VHDA for review in March 2021.

Stonegate Renovation – The FCRHA initiated a physical needs assessment study in preparation for the planned renovation of the 234 multifamily units within the Stonegate development located in Reston, Virginia.

Little River Glen Renovation/New Construction – The FCRHA initiated a physical needs assessment study in preparation for the planned renovation of 120 units at the original Little River Glen property, and prepared for the development of 60 additional affordable senior apartments on an undeveloped portion of the Little River Glen campus.

#### **CR-20 - Affordable Housing 91.520(b)**

**Evaluation of the jurisdiction's progress in providing affordable housing, including the number and types of families served, the number of extremely low-income, low-income**

moderate-income, and middle-income persons served.

	One-Year Goal	Actual
Number of Homeless households to be provided affordable housing units	182	153
Number of Non-Homeless households to be provided affordable housing units	1,093	429
Number of Special-Needs households to be provided affordable housing units	338	98
<b>Total</b>	<b>1,613</b>	<b>680</b>

Table 11 – Number of Households

During FY 2020, the one-year housing goals for homeless, non-homeless and special needs households were not achieved.

	One-Year Goal	Actual
Number of households supported through Rental Assistance	961	608
Number of households supported through The Production of New Units	498	413
Number of households supported through Rehab of Existing Units	140	100
Number of households supported through Acquisition of Existing Units	79	0
<b>Total</b>	<b>1,678</b>	<b>1,121</b>

Table 12 – Number of Households Supported

During FY 2020, the number of homeless households provided affordable housing units and the number of households supported were collectively less than projected.

Fairfax County will monitor these outcomes over the coming years. Cumulative figures over two or more years may even out regarding goal numbers and actual outcome numbers.

Include the number of extremely low-income, low-income, and moderate-income persons served by each activity where information on income by family size is required to determine the eligibility of the activity.

Number of Households Served	CDBG Actual	HOME Actual
Extremely Low-income	3	5
Low-income	1	0
Moderate-income	0	0
<b>Total</b>	<b>4</b>	<b>5</b>

Table 13 – Number of Households Served

## **CR-25 - Homeless and Other Special Needs 91.220(d, e); 91.320(d, e); 91.520(c)**

**Evaluate the jurisdiction's progress in meeting its specific objectives for reducing and ending homelessness through:**

### **Reaching out to homeless persons (especially unsheltered persons) and assessing their individual needs**

In FY 2020 the Fairfax County Continuum of Care (CoC) achieved some significant milestones that contributed to the CoC's ability to reach out and engage people experiencing homelessness, especially unsheltered persons, and assess their individual needs.

The CoC maintains four homeless outreach teams that are staffed by nonprofit contractors, nurse practitioners from the Health Department, and mental health specialists from the Fairfax-Falls Church Community Services Board (CSB). Drop-in centers are maintained by the CSB and local nonprofits. In FY 2018 these street outreach teams, under the coordination of the Fairfax County Office to Prevent and End Homelessness (OPEH), created a by-name-list of every individual who is experiencing unsheltered homelessness within the CoC's geography with the use of the local Homeless Management Information System. In FY 2019, the CoC joined Built for Zero, a national initiative that provides technical support to help communities end homelessness. In FY 2019 and FY 2020, with the support provided through Built for Zero, the CoC continued to enhance its use of by-name-lists, which now also include information such as when they were first engaged, where they were last seen, their chronic homelessness and veterans status, and referral milestones on the path to emergency shelter and permanent housing. The outreach teams and OPEH meet regularly to use the by-name-list and Coordinated Entry process to connect individuals experiencing homelessness, including those that are unsheltered, directly to permanent housing. As a result of these efforts, the CoC moved 113 individuals, 20% of the total 574 unduplicated individuals served, straight to permanent housing from the streets during this past fiscal year.

The CoC implemented a Coordinated Entry System in FY 2018 and released a second version of the Coordinated Entry System Manual in FY 2019. The Coordinated Entry System and the written standards are designed to ensure that people have fair, consistent access to homeless assistance programs across the CoC. The Coordinated Entry System outlines eligibility and created a prioritization process to connect people experiencing homelessness to the resources that best fit their individual needs. The written standards created transparency, which also supports accountability. In FY 2020, the CoC incorporated new, system-wide standardized assessment tools. Local non-profit staff providing direct homeless service assistance were trained by OrgCode, the developer of the nationally tested Vulnerability Index – Service Prioritization and Decision Assistance Tools (VI-SPDAT). The latest versions of the VI-SPDAT Tools are now used for both singles and families experiencing homelessness.

The use of these new assessment tools helps the CoC to better evaluate the needs of those experiencing homelessness, and thus create a more effective and efficient homeless services system. The data in all aspects of the Coordinated Entry System, maintained through the Homeless Management Information System, also allow the CoC to identify gaps and allocate resources appropriately.

### **Addressing the emergency shelter and transitional housing needs of homeless persons**

In FY 2017, a bond referendum was approved to renovate or relocate four of the County's six emergency shelters as part of the Capital Improvement Program. The first of the shelters, the Bailey's Crossroads Community Shelter which was renamed to Bailey's Shelter & Supportive Housing, opened in November 2019. The work in the shelters will make necessary repairs and enhancements to the facilities so that they are in safe, suitable conditions and ensure that they can meet the emergency shelter needs for families and individuals in the future. Each of the new shelters will include not only emergency beds but co-located permanent supportive housing units that will serve as housing opportunities for families and individuals who currently have none.

Also related to emergency shelter needs, new Coordinated Entry policies have streamlined the procedures for individuals to access the County's shelters and set new prioritization for individuals with the highest level of need. Individuals can call any of the shelters in the county, get assessed over the phone, and be placed on a prioritization list for shelter access. This is a significant improvement over the previous system in which individuals had to call each shelter separately and were admitted based on different entry criteria.

Transitional housing programs continue to be evaluated for effectiveness and efficiency. Many CoC-funded transitional housing programs have been converted to permanent housing (rapid rehousing and supportive housing), while others have adapted services to meet the changing needs of special populations in the community's homeless population.

Helping low-income individuals and families avoid becoming homeless, especially extremely low-income individuals and families and those who are: likely to become homeless after being discharged from publicly funded institutions and systems of care (such as health care facilities, mental health facilities, foster care and other youth facilities, and corrections programs and institutions); and, receiving assistance from public or private agencies that address housing, health, social services, employment, education, or youth needs

Homelessness prevention is a high priority in the Fairfax County Continuum of Care as it is one of four strategies identified by the Board of Supervisors in the most recent strategic plan to prevent and end homelessness. The CoC invests a significant amount of resources in homelessness prevention from a variety of funding streams, public and private, including much of the Emergency Solutions Grant funding. As a result of this and other investments, the number of people who are literally homeless in the community, as reported in the annual Point in Time, has decreased 43 percent from 2008, when there were 1,835 people identified as literally homeless, to 2020, when only 1,041 people were identified.

The CoC and its partner institutions have long had a set of policies that help reduce the number of people becoming homeless upon discharge from publicly funded institutions. The Fairfax-Falls Church Community Services Board (CSB), the primary public mental health service provider, abides by the Commonwealth of Virginia State Psychiatric Discharge Planning Protocol. The CSB's specific discharge policies and procedures have been developed to support appropriate and safe community re-entry.

Discharge planners provide services to individuals who are hospitalized in state-funded psychiatric hospitals in the Commonwealth of Virginia, Local Inpatient Purchase of Services (LIPOS) state-funded private bed purchase program and the Adult Detention Center (ADC). The discharge planning team works in collaboration with individuals and other treatment providers to develop a comprehensive recovery-focused plan of care upon discharge. Forensic discharge planning services are provided to individuals hospitalized at a state facility from the ADC. Limited case management services are provided to individuals who require community partnering to link with services post discharge.

The Jail Diversion program provides pre- and post-booking diversion services to individuals with serious mental illness and co-occurring disorders who interface with the criminal justice system. The services include intensive case management, mental health support, psychiatric and medication management as well as linkage to other services. The program has and continued to show a marked reduction in re-incarceration and hospitalization for individuals who fully utilize the services offered.

The CSB's Program of Assertive Community Treatment and Intensive Case Management teams provide community-based services to homeless individuals with serious mental illness and co-occurring disorders. The team's goal is to work collaboratively with the individual to develop, implement and achieve goals that are meaningful and important, working with the family and the community support network to maximize success. This model decreases the number of hospitalizations and provides community support while improving stabilization. These services also extend to continue support after placement in housing.

In addition, a local nonprofit works with the inmates during incarceration to draft a discharge plan. Opportunities, Alternatives, and Resources (OAR) of Northern Virginia offers a class at the Adult Detention Center called After Release Planning. In this class, OAR staff review the services that OAR provides as well as resources in the community and offers anyone in the class the opportunity to meet with a case manager to develop an after-release plan. As part of the plan, OAR staff helps inmates to get identification cards and find appropriate housing if possible.

### **Discharging from Foster Care and Private and Nonprofit Medical Facilities**

State guidelines are also followed for individuals being discharged from foster care. In accordance with State policy, all foster care youth, age 16 and older, have a transitional independent living plan which describes the services that will be provided to prepare and assist youth in transitioning from foster care to independence. Foster Care social workers support and encourage youth to participate in their transitional independence plan and take responsibility for achieving independence, with a designated



Independent Living Coordinator to implement independent living services and initiatives. At age 18, when foster care youth legally become adults, they are strongly encouraged to remain in foster care placement and to continue to receive services that will help them become self-sufficient.

While Fairfax County does not have any publicly funded hospitals, the Health Department works with private and nonprofit medical facilities to prevent people from being discharged into homelessness. The Health Department developed a Homeless Services Resource Guide which was distributed by hospital representatives to case management and discharge planning staff. The guide is intended to provide staff with supplemental information to make appropriate discharge planning decisions. Nonprofit shelter providers work directly with hospital discharge planners to try to avoid discharge into homelessness and assist with arranging services and helping to find appropriate housing as needed. If no appropriate housing can be located and medical care is still needed, patients are referred to Fairfax County's Medical Respite Program, which expanded in FY 2020 with the reconstruction of Bailey's Shelter & Supportive Housing. The Medical Respite Programs provide respite care, not to exceed 30 days, to homeless individuals in need of acute medical care. There are currently nine beds available in this program across the CoC.

Helping homeless persons (especially chronically homeless individuals and families, families with children, veterans and their families, and unaccompanied youth) make the transition to permanent housing and independent living, including shortening the period of time that individuals and families experience homelessness, facilitating access for homeless individuals and families to affordable housing units, and preventing individuals and families who were recently homeless from becoming homeless again

The CoC uses the Homeless Management Information System to collect data and prepare a variety of reports to evaluate the effectiveness of the homeless services system and measure progress. In 2009, the McKinney-Vento Homeless Assistance Act (Act) was amended by the Homeless Emergency Assistance and Rapid Transition to Housing Act (HEARTH Act), which established a set of selection criteria for CoC's to report their system-level performance to HUD. In the 2020 submission of System Performance Measures for federal fiscal year 2019, the average length of stay in emergency shelter was 82 days. During the same period, the percentage of exits from homeless projects to permanent destinations increased. Exits from street outreach projects increased from 33 percent to 54 percent and in shelter, transitional housing, and rapid rehousing exits increased from 44 percent to 48 percent. Ongoing investments in permanent housing for people experiencing homelessness, including individuals and families, those experiencing chronic homelessness, veterans, and unaccompanied youth, has proven effective in shortening the length of homelessness while increasing the number of people moving to permanent housing since the adoption of the Ten-Year Plan in 2008.

The HEARTH Act also required CoCs to design a local "system" to connect sheltered and unsheltered people experiencing homelessness to permanent, affordable housing and obtain the services necessary to sustain long-term stability. The establishment of eligibility and prioritization criteria for existing housing resources and development of standardized processes through the CoC's Coordinated Entry

System has contributed to the successful outcomes achieved. Most individuals and families experiencing homelessness receive rapid rehousing assistance in emergency shelter with housing relocation and stabilization services, along with short-term rental assistance. However, the Coordinated Entry System helps to ensure that those that require more intensive housing interventions can be matched to the housing resources, such as permanent supportive housing or longer-term subsidies, that meet their needs.

One of the most serious challenges in providing effective and efficient homelessness prevention services, to prevent both first time homelessness or returns to homelessness, is that program data is dispersed across multiple information management systems that depend on different funding source and department oversight. As a result, tracking system wide client data and outcomes is difficult or impossible. To help improve this situation, Fairfax County has initiated a five-year information technology road map that will create a technical means to exchange data and improve work processes for greater collaboration and positive impact on client lives. In FY 2018 an interagency data analysis pilot project was launched as part of this initiative to pull together data from homeless services, the housing authority, the County's main information and referral hotline, and health department. It is hoped that initiative will help the CoC better understand who is likely to become homeless and how to prevent that.

#### **Addressing Veterans Homelessness and Transition Age Youth Experiencing Homelessness**

During the 2020 Point-in-Time Count of homeless persons in Fairfax County, 6 percent of all single individuals experiencing homelessness were veterans. Just 1 percent of families reported a veteran head of household experiencing homelessness. This relatively low representation of veterans in the local homeless population is a testament to the local, state, and federal leadership behind the efforts to end veteran homelessness.

In December 2015, Board of Supervisors Chairman Sharon Bulova agreed to have the county become part of the national Mayors Challenge to End Veterans Homelessness, an effort announced by First Lady Michelle Obama and amplified by the U.S. Department of Housing and Urban Development, the United States Department of Veterans Affairs, the United States Interagency Council on Homelessness and the National League of Cities. As outlined by the program, ending veteran homelessness means reaching the point where there are no veterans sleeping on the streets and every veteran has access to permanent housing. Further, the initiative works to provide systems so that should veterans become homeless or be at-risk of becoming homeless, communities will have the capacity to quickly connect them to the help they need to achieve housing stability. In November 2015, Governor Terry McAuliffe announced that the Commonwealth of Virginia had "effectively ended veterans' homelessness" as the result of the coordinated efforts and hard work of providers across the state. A local interagency workgroup of local homeless veteran service providers continues to meet monthly to review the by-name-list of homeless veterans and move them to housing as quickly as possible. The greatest challenge for the Fairfax CoC to meet the federally established criteria for achieving the goal of ending veteran homelessness is identifying the permanent housing resources for chronically homeless veterans who are not eligible for

Veterans Health Administration services and VASH vouchers.

In FY 2017 transition age youth experiencing homelessness began to be served by a new youth-dedicated, CoC-funded rapid rehousing program. The project is operated by a service provider with extensive experience serving homeless youth in the local community. In FY 2020 the project served 18 households with children and 14 households without children, a total of 64 people. An efficient referral process between emergency shelters serving youth-headed households to the dedicated rapid rehousing program was also established in the local Coordinated Entry System.

## **CR-30 - Public Housing 91.220(h); 91.320(j)**

### **Actions taken to address the needs of public housing**

The FCRHA performed the following rehabilitation work on its federal RAD-PBV (formerly Public Housing) portfolio between July 1, 2019 and June 30, 2020.:

- Audubon (46 units, Lee District) – Installed new refrigerators.
- Greenwood (138 units, Mason District) - Installed new HVAC systems, replaced bath flooring, installed new medicine cabinets, installed new carpeting, and replaced all wood entrance columns.
- Tavenner Lane (8 units, Lee District) - Installed new water heaters for laundry rooms, installed new HVAC systems, replaced gas ranges, and installed new vanities.
- Atrium (37 units, Lee District) - Installed new water heaters, new refrigerators, and replaced electrical panels.
- Kingsley Park (108 units, Providence District) – Installed new refrigerators and gas ranges.
- Old Mill (47 units, Mount Vernon District) - Sealed the parking lot, installed kitchen cabinets and countertops, replaced gas ranges, installed new vanities, and installed sheet vinyl and vinyl composition tile flooring.
- Ragan Oaks (51 units, Springfield District) – Installed new kitchen cabinets and countertops, replaced gas ranges and range hoods, installed new refrigerators, medicine cabinets, and installed sheet vinyl and vinyl composition tile flooring.
- Rosedale (97 units, Mason District) - Installed new carpeting.
- Westford (46 units, Mount Vernon District) – Installed new water heaters and replaced damaged concrete curbs and sidewalks.

### **Actions taken to encourage public housing residents to become more involved in management and participate in homeownership**

The FCRHA continues to encourage resident participation on the Resident Advisory Council (RAC). The RAC is comprised of participants in the Housing Choice Voucher and Rental Assistance Demonstration (RAD) programs who provide recommendations on agency policies. The Council's primary purpose is to participate in the overall policy development and direction of RAD and HCV operations by reviewing and commenting on policy matters concerning FCRHA operations such as modernization, security, maintenance, resident screening and selection. The Council also provides the FCRHA with letters of support for agency initiatives and helps communicate these initiatives and other policy changes to other residents.

During FY 2020 and FY 2021, the Council was briefed and provided feedback and signed letters of support for the FY 2021 MTW Plan. The Council provided this feedback in FY 2020 and FY 2021 because HUD provided the FCRHA with an extension of the deadline for the MTW Plan until September 30, 2020,

due to the COVID-19 pandemic. The Council submits its recommendations to the FCRHA as part of the FCRHA's annual plan to be forwarded to the Secretary, Department of Housing and Urban Development. The Council also initiated significant outreach and recruitment efforts to maximize resident participation.

### **The FCRHA as an MTW Agency**

In December 2012 (FY 2013) the FCRHA was notified that it had been selected to become an MTW agency. In November 2013 (FY 2014), the FCRHA signed an agreement with HUD that officially designated the FCRHA as an MTW agency. The MTW designation is playing a critical role in the FCRHA's Total Housing Reinvention for Individual Success, Vital Services and Economic Empowerment (THRIVE) initiative, enabling the FCRHA to link its housing programs into a continuum, allowing staff to spend less time on paperwork and more time on people, and assisting families in achieving self-sufficiency.

The Fiscal Year (FY) 2020 Moving to Work Plan will further the on-going work of the THRIVE Initiative and does not include any new activities. Due to Federal budget cuts, the FCRHA will continue implementing several important policies to decrease the cost of assistance to families in the Housing Choice Voucher Program in an effort to sustain the program and minimize the need to terminate families in the program in the future. In addition, the FCRHA will continue to implement several key mitigation strategies to help families address the impact of the policy changes. These supports will complement the THRIVE Initiative. Lastly, FY 2020 will include the implementation of the local Fairfax County payment standard, to be followed by sub-market payment standards in FY 2021 to provide an opportunity to create positive resident mobility.

### **Self-Sufficiency Initiatives**

In FY 2011, the FCRHA began operation of the PROGRESS (Partnership for Resident Opportunities, Growth, Resources and Economic Self-Sufficiency) Center to link HCD residents with county resources to prevent eviction, assist with family crises, help meet lease obligations, facilitate access mental health services and participate in economic self-sufficiency programs. The PROGRESS Center has continued to coordinate, promote, and administer programs to enhance the economic and social self-sufficiency of FCRHA residents. Programs under the PROGRESS Center include Crisis Intervention and Service Coordination, HUD Family Self-Sufficiency (FSS) and Workforce Development. Work in these areas has yielded the below-noted outcomes in FY 2020

### **Crisis Intervention and Service Coordination**

From 2010 through 2017, the FCRHA administered HUD's Resident Opportunities and Self-Sufficiency (ROSS) service coordination program which served residents of public housing. Although the FCRHA

became ineligible for ROSS funding due to the conversion of public housing portfolio to RAD, the FCRHA has remained committed to serving residents in substantially similar programs.

Rebranded as the Family Stabilization and Service Coordination program, the focus remains on stabilizing households while expanding services to other FCRHA programs. In FY 2020, 99 households were served. In addition, the following outcomes were achieved:

- 38 households referred prior to July 1, 2019 continued to receive services.
- 6 of the 38 cases were closed, resulting in the following outcomes:
  - *Housing Stabilization*: 2 were prevented from losing safe and affordable housing; 2 resulted in moving households to more suitable housing.
  - *Family Stabilization*: 6 households were connected to vital safety net programs and community support services, predominantly eviction prevention, mental health services, adult and aging services, and basic needs assistance.
- 79 referrals for crisis intervention and/or service coordination were submitted to the PROGRESS Center by staff members on behalf of residents.
- 61 referrals were opened as formal service coordination cases. Of these cases:
  - 9 (14%) identified as elderly households; 15 (25%) identified as disabled households; 22 (36%) identified as both elderly and disabled; 15 (25%) declined or identified as neither.

### **HUD Family Self-Sufficiency (FSS) Program**

FCRHA has administered the Family Self-Sufficiency (FSS) program since the early 1990's. During FY 2020 the FCRHA served 112 households under the Family Self-Sufficiency (FSS) program, both as active participants and through aftercare services. As of June 30, 2020, of the 123 total households in the program, 13 were RAD-PBV. Of the RAD households:

- One household graduated with an escrow balance of \$4,837, increased their household earned income by \$1,540, reduced their total debt by \$2,100, and increased their credit score by 91 points.
- 4 households transitioned to tenant-based vouchers.
- 4 new households enrolled.

In addition, the RAD FSS program has achieved the following self-sufficiency outcomes during FY 2020:

#### *Asset Development/Wealth Building*

- The average escrow balance of the 13 participating RAD FSS families is calculated at \$3,070.

#### *Employment*

- 10 of 13 households (77%) are employed.
  - Average earned income is \$24,110.
  - 4 families increased their household earned income. The median increase among these

four families was \$13,378.

- One household obtained new employment and transitioned off TANF assistance.

#### *Training and Education*

- 100 percent of households participated in a minimum of one type of training or educational activity (financial literacy, parenting, GED, technical/trade/workforce, or college level education).

Of the 13 participating households, 5 have been significantly impacted due to Covid-19. As of June 30, 2020, 2 households have suffered layoffs that have persisted since March, and 3 have experienced significant decreases in income. On average these households have experienced a decrease of 67% (\$16,180) in earned income.

Other family self-sufficiency initiatives included group counseling and:

- Ongoing Marketing of Fairfax County Affordable Dwelling Units and First-Time Homebuyer properties throughout FY 2020.
- Marketing of for-sale Workforce Dwelling Units.
- Referring of families to the First-Time Homebuyers Program; and
- Coordinating with Public Housing/RAD-PBV, Housing Choice Voucher, and Fairfax County Rental Program participants desiring to transition from rental units to homeownership opportunities through the agency's MTW and THRIVE initiative.

#### *Workforce Development*

Training and employment that leads to a living wage is a critical component to long-term self-sufficiency. Agency efforts to increase access to programs and services include basic resource dissemination and referral services, hands-on career assistance, and management of an apprenticeship bridge program through strategic community partnerships. In FY 2020, the following workforce development activities occurred.

*The Avenues to Career Training (ACT) program served 30 adults in FY 2020. This free, 8-week program is a bridge program that assists individuals on beginning their career in healthcare. Graduates went on to obtain a Certified Medical Assistant credential, as well as began Nursing studies at Northern Virginia Community College. The students have the opportunity to explore occupations in healthcare, hear from guest speakers that work in the field, go on field trips to training provider locations, and present an autobiographical presentation about their future goals as a capstone project. The program includes CPR/First Aid and Mental Health First Aid certifications. This program is possible because of partnerships HCD has developed with Britepaths, Computer Core, Financial Empowerment Center and Lorton Community Action Center.*

Over 520 employment, training and education opportunities were shared through the PROGRESS Center's weekly economic listserv.

Self-sufficiency initiatives under the PROGRESS Center including partnerships with Cornerstones, and Facets and County agencies such as the Fairfax County Department of Neighborhood and Community Services, were enhanced to bring programming into the County's RAD and FCRP community centers.

<b>Services and Programs</b>				
<b>Program Name &amp; Description (including location, if appropriate)</b>	<b>Estimated Size</b>	<b>Allocation Method (waiting list/random selection/ specific criteria/other)</b>	<b>Access (development office / PHA main office / office / another provider name)</b>	<b>Eligibility (RAD- PBV or HCV participants or both)</b>
Housing Choice Voucher Homeownership	16  (Current Program Enrollment)	Applicant List	Homeownership staff continue to work with HCV families as they work toward their first home purchase. Three families purchased homes under the program in FY 2020.	Program assistance is available to HCV tenants who have been in the program for a minimum of one year and meet financial and other criteria.
Sponsor-Education Homeownership Seminars for properties with income and covenant restrictions in the First-Time Homebuyers Program - Homeownership Education	13 sessions with 1,200 attendees	Self-select to become eligible for First-Time Homebuyers Program	Fairfax County and Gerry Hyland Government Centers, and community events	Both RAD- PBV and HCV
CORNERSTONES  <u>RAD-PBV Properties Served:</u> West Glade  <u>Programs/Services:</u> Case management and service coordination; basic needs assistance; summer lunch program;	Varies by program	Walk-In, restricted to property residents	On-Site Community Center	RAD-PBV



tutoring and homework help; out-of-school time enrichment activities; family education and awareness activities; community engagement and leadership development.				
<p>FACETS</p> <p><u>RAD-PBV Properties Served:</u> Robinson Square, Barros Circle, and Ragan Oaks</p> <p><u>Programs/Services:</u> Case management and service coordination; basic needs assistance; summer lunch program; tutoring and homework help; out-of-school time enrichment activities; family education and awareness activities; community engagement and leadership development. On-site computer lab.</p>	Varies by program	Walk-In, restricted to property residents	On-Site Community Center	RAD-PBV

**Table: FCRHA RAD-PBV Services and Programs**

**Encouraging Participation in Homeownership Activities**

Regarding actions taken to encourage RAD-PBV residents to participate in homeownership, Homeownership staff of HCD met with Robinson Square RAD residents to discuss the possibility of using their vouchers for homeownership opportunities during the relocation process. With Workforce Dwelling Units, those with incomes nearing the maximum income limit have the option to purchase units targeted to those with incomes up to 120 percent of Area Median Income. However, it was noted that many families in RAD-PBV units do not currently have sufficient cash assets required for homeownership. Additionally, because RAD provides tenant-based Housing Choice Vouchers to residents, after a period, these residents can purchase homes under the HCV Homeownership program. This creates options for families when RAD units are renovated for replacement housing. Whereas Public Housing residents did not have access to subsidies, with RAD these residents will have access. In FY 2020, the Homeownership Division arranged for a HUD-certified housing counseling agency to meet with Robinson Square RAD residents to go over budgeting, credit readiness, and other topics to help them prepare for homeownership.

**Actions taken to provide assistance to troubled PHAs**

Not applicable

## **CR-35 - Other Actions 91.220(j)-(k); 91.320(i)-(j)**

**Actions taken to remove or ameliorate the negative effects of public policies that serve as barriers to affordable housing such as land use controls, tax policies affecting land, zoning ordinances, building codes, fees and charges, growth limitations, and policies affecting the return on residential investment. 91.220 (j); 91.320 (i)**

Fairfax County continued to utilize the Affordable and Workforce Dwelling Unit programs to deliver affordable housing units in new residential developments. In particular, the Workforce Dwelling Unit program provided affordable units in high-density areas near transit stations and employment opportunities. The County also ensured that approved residential rezoning applications either committed dwelling units and/or cash contributions to the Housing Trust Fund. Fairfax County will continue to implement land use policies to provide affordable housing opportunities to income eligible working households. It should be noted that throughout the reporting period, Fairfax County was working on a proposal to reform its WDU program to serve more households at lower incomes.

The Fairfax County Board of Supervisors and the Fairfax County School Board adopted the One Fairfax racial and social equity policy in 2017, to ensure all individuals in the community have an opportunity to reach their highest level of personal achievement. Stable, affordable, and high-quality housing is the key to increasing access to opportunities and ensuring all residents can prosper. As part of the recently adopted Fairfax County Communitywide Housing Strategic Plan, the FCRHA will incorporate a racial and social equity review of future policymaking decisions.

## **Actions taken to address obstacles to meeting underserved needs. 91.220(k); 91.320(j)**

During FY 2018, the FCRHA expanded its role in serving the ID/DD population by entering into an agreement with DBHDS to administer an HCV-like program entitled the State Rental Assistance Program (SRAP). The increased focus on providing housing and other supportive services to this vulnerable population was mandated by a Supreme Court decision and a resultant agreement between the U.S. Department of Justice (DOJ) and the Commonwealth of Virginia. Through this partnership, state funds are allocated to the FCRHA through DBHDS to provide rental assistance for families in this special population and the program will be administered by FCRHA staff. DBHDS screens and refers eligible members of this population to FCRHA staff.

The FCRHA has continued to play a lead role in addressing the housing needs of persons with intellectual and/or developmental disabilities (ID/DD) in FY 2020. As of June 30, 2020, the FCRHA was serving 105 eligible households. Ninety-three households were under lease agreements, 8 had certificates issued and were actively searching for units, and 4 were completing the financial eligibility process.

In addition, five Project-Based Vouchers were awarded to a developer who set aside the units specifically for this population.

**Actions taken to reduce lead-based paint hazards. 91.220(k); 91.320(j)**

Abatement of lead-based paint in Fairfax County’s Public Housing was completed in the fall of 1997. No new Public Housing units have been added since that time. Telephone consultation, literature, and referrals to private lead testing companies are provided to citizens who call regarding lead-based paint or other potential environmental lead hazards in the community. The County has implemented procedures for compliance with regulations issued by HUD which established new requirements for notification, evaluation, and reduction of lead-based paint hazards in federally owned residential property and housing receiving federal assistance. HCD staff have attended training seminars on Implementing the Lead Safe Housing Rule in CPD-Funded Programs.

Lead-based paint hazards review is part of the County’s Environmental Review process for all federally funded projects. Project managers fill out Environmental Review Abstracts in which the age of the property is identified to determine if the property was built at a time when lead-based paint was used, as well as whether any paint will be disturbed. If answers to these questions warrant further review, the case is sent to HCD’s staff person responsible for lead-based paint follow-up and mitigation. Appropriate actions are taken to ensure compliance with Lead-Based Paint Regulation (24 CFR Part 35) including testing. The appropriate level of remediation is done for lead-based paint findings.

**Actions taken to reduce the number of poverty-level families. 91.220(k); 91.320(j)**

The Fairfax County Consolidated Community Funding Pool (CCFP) is a competitive grant process for funding human services through community-based organizations. Begun in 1997, the CCFP combines Fairfax County General Fund dollars along with the Community Development Block Grant (CDBG) and the Community Services Block Grant (CSBG). The CCFP provided funding for several projects that met the priority to provide supports that assist individuals and families in achieving self-sufficiency.

Under the Department of Family Services, the Community Action Advisory Board (CAAB) serves as an advisory body to the Fairfax County Board of Supervisors. The CAAB advises the Board on the needs, concerns and aspirations of low-income persons and recommends policies that promote meaningful change. The CAAB makes the determination as to which projects will receive CSBG funding through the CCFP process. Programs funded through the CCFP with CSBG funds are targeted towards households with incomes at or below 125% of the Federal Poverty Program Guidelines. In FY 2020 CSBG funds totaling \$914,078.97, were used for the following types of projects, based on the funding priorities of the Community Action Advisory Board (CAAB) which oversees the disbursements of the CSBG funds:

- Housing 35%
- Heath & Social/Behavioral Development 20%
- Support Services (Childcare) 20%

- Employment 15%
- Education & Cognitive Development 10%

Six Community-Based Organizations received a total of 10 contracts partially or fully funded with CSBG. These organizations report quarterly to the CAAB on the success of their programs. They are:

### Housing

**Shelter House - Domestic Violence & Supportive Housing** - Provides housing location assistance, rental assistance, and intensive case management to victims of domestic violence experiencing homelessness.

**Shelter House - Community Case Management Program** - Provides prevention services to households at risk of homelessness.

**Second Story - Assisting Young Mothers** - Young women 18-22 years old who are homeless single mothers and their children will receive safe stable housing, food and clothing. Services provided including linking the young women to community resources, help with educational goals, job preparedness, financial literacy, a savings plan, life skills training and medical and mental health care.

**Second Story - Homeless Youth** - Provide homeless unaccompanied Fairfax County High School students with assistance in locating and affording safe, stable, appropriate housing.

### Health & Social/Behavioral Development

**Food for Others** - Provide emergency food distribution to referred clients directly at the FFO warehouse.

### Support Services (Childcare)

**Cornerstones - Affordable Housing Plus Program** - Provide supportive services to clients to ensure do not return to homelessness once they enter permanent housing.

**United Community Ministries - Early Learning Center** - Provide early learning and care to the children of parents seeking to obtain or maintain employment or to pursue higher educational or vocational goals.

### Employment

**Ethiopian Community Development Corporation (ECDC) - Step Project** - Provides employment services to low-income immigrant clients to include but is not limited to an orientation to job searches, workforce culture, and succeeding on the job, resume writing, interview skills, and individual assistance with job applications, overcoming employment barriers, and employer mediations.

### Education & Cognitive Development

**Second Story - Springfield Safe Youth Project** - Provides youth with activities that encourage them to improve their academic achievement. These will include supervised recreation, homework assistance, enrichment activities and tutoring.

**Second Story - Culmore Youth Outreach Program** - Provide youth with activities that encourage them to stay in school and improve their academic achievement. These will include supervised recreation, homework assistance, enrichment activities, tutoring and assistance with college applications.

In addition to the CSBG funds, approximately \$10 million in County General Funds are awarded through the CCFP pool and \$2 million in CDBG funds (discussed in a previous section.) A complete list of the programs funded by the CCFP can be found at

[https://www.fairfaxcounty.gov/procurement/sites/procurement/files/assets/documents/pdf/ccfp\\_2019\\_awards.pdf](https://www.fairfaxcounty.gov/procurement/sites/procurement/files/assets/documents/pdf/ccfp_2019_awards.pdf)

In addition to the Funding Pool, the Fairfax County Department of Family Services (DFS) coordinates a regional, volunteer-run campaign, known as the Volunteer Income Tax Assistance (VITA) Program, to provide free assistance with the preparation of federal and state income tax forms for individuals and families with low to moderate-income. For tax year 2019, the Northern Virginia VITA outcomes are:

- 258 dedicated, IRS trained and certified volunteers
- 13 VITA sites and 2 Facilitated Self Assistance sites
- 2,987 Federal and State Tax Returns prepared and filed
- \$4.8 million in Federal Tax refunds
- \$778,000 Child Tax Credit (CTC)
- \$1.5 million Earned Income Tax Credit (EITC)

#### **HCD and DFS Coordinated Efforts**

Proposed actions in the plan relating to the goals of the Community Action Advisory Board were undertaken as were the following identified programs: Housing Choice Voucher, Transitional Housing, Permanent Supportive Housing, and Family Unification Program. New organizations were funded in the Funding Pool 19-20 cycle by the Community Services Block Grant, with a greater emphasis on affordable housing and a decrease in the number of Emergency Services providers funded.

The Fairfax County Department of Housing and Community Development (HCD) and DFS coordinate efforts and share responsibilities in fighting poverty. Other coordination efforts between HCD and DFS include client referrals, information sharing regarding mutual clients (for rent determinations and otherwise), coordination of the provision of specific social and self-sufficiency services and programs to

eligible families, and joint administration of programs. Specific programs include:

#### **Partnership for Permanent Housing and Housing Choice Voucher Program**

- Partnership for Permanent Housing: HCD and DFS operated the Partnership for Permanent Housing, in cooperation with three Fairfax County nonprofit organizations (Northern Virginia Family Service, Reston Interfaith, and New Hope Housing). PPH provided stabilized, affordable rental housing and intensive case management and supportive services to homeless and formerly homeless families. The primary goal of the program was for families to achieve self-sufficiency and homeownership. The contract services with the participating nonprofit agencies were discontinued in FY 2012 when the program completed its fifth and final year. However, the nonprofit agencies have been continuing to work with a few remaining families who are still receiving tenant-based rental housing assistance through federal funding administered by HCD.
- Housing Choice Voucher: HCD receives referrals and issues vouchers for homeless families, and DFS and the Office to Prevent and End Homelessness (OPEH) provide ongoing supportive services for them. These referrals now include families referred from the Bridging Affordability (BA) program who are at the end of their term with BA and are at risk of homelessness if transitioned out of BA with no other affordable housing options. During FY 2020 HCD ceased accepting all referrals due to funding.

#### **Permanent Supportive Housing and Family Unification Program**

- HCD collaborates with the Fairfax-Falls Church Community Services Board (CSB) to provide supportive housing units at several FCRHA-owned Rental Assistance Demonstration (formerly Public Housing) and Fairfax County Rental Program properties. The CSB makes referrals to HCD, considers appropriate roommate matches, and provides ongoing case management services for this special population.
- Unification Program: FCRHA administers 175 Family Unification Vouchers (housing choice vouchers) that were awarded from HUD. The Family Unification Program (FUP) is a program under which Housing Choice Vouchers are provided to two different populations: 1) Families for whom the lack of adequate housing is a primary factor in (a) the imminent placement of the family's child or children in out-of-home care, or (b) the delay in the discharge of the child or children to the family from out-of-home care. There is no time limitation on the FUP family vouchers. 2) For a period not to exceed 36 months, otherwise eligible youths who have attained at least 18 years and not more than 24 years of age and have left foster care, or will leave foster care in 90 days and are homeless or are at risk of becoming homeless at age 16 or older. DFS screens and refers these youth and the families and provides follow up case management for them for at least one year after they receive their voucher. FACETS is also providing the follow up case management if the family no longer needs DFS services.

## **Bridging Affordability Program**

HCD also administers the Bridging Affordability Program, a locally funded rental subsidy program operated through a consortium of nonprofit organizations. As of the end of June 2020, a total of 659 households have leased up through the Bridging Affordability Program. Eighty-five percent (85%) of those that have left Bridging Affordability moved to sustainable housing.

In FY 2020, 55 households left Bridging Affordability, including 18 (33%) households that moved to market rate housing. The average income served in the program in FY 2020 was \$18,972.

Bridging Affordability is intended to be a gateway to the county's Housing Continuum as part of the Fairfax County Redevelopment and Housing Authority's Moving to Work program. The Housing Continuum and the FCRHA's Total Housing Reinvention for Individual Success, Vital Services and Economic Empowerment (THRIVE) Initiative is an approach that provides work incentives, service supports, and permanent housing to residents of FCRHA properties. The THRIVE Housing Continuum is focused on self-sufficiency and establishes goals to help residents move to their highest level of success. In FY 2020, the availability of THRIVE Vouchers impacted the number of households transitioning to market rentals, as they were able to move to HCV in an average of 17.5 months.

## **Section 3 Residents and Businesses Assisted**

### **FY 2020 Section 3 Efforts**

- Maintain employment resource areas in multiple locations (FCRHA-owned properties, main lobby at both FCRHA administration offices) with job postings, job fairs, hiring events, and training programs.
- Weekly economic listserv disseminated to subscribers that included job postings, job fairs, entrepreneurial resources, and training resources.
- Dissemination of job fairs and job lead flyers in all common areas of properties and the office lobbies.
- Section 3 coordinator met with resident advisory committee to discuss Section 3 goals and explain how to subscribe to the list serv.
- Served 30 adults in the Healthcare Pre-Apprenticeship Program.
- Section 3 coordinator participated in the agency's annual CDBG/HOME pre-bid proposal.
- HCD reported no Section 3 new hires, out of a total of 7 (0%) during this reporting period.
- Contractors reported 2 Section 3 new hires out of a total of 14 (14.3%) during this reporting period.

## **Partnerships**

### **Avenues to Career Training (Employment Training Program)**

HCD has continued to partner with the local non-profit Britepaths, to manage and further develop an employment bridge program with a focus on healthcare. The program served 30 adults in FY 2020: an increase of 17 participants from FY 2019. All participants were either unemployed or underemployed and had barriers to entering a traditional learning institution.

The Avenues to Career Training Program assists adult learners in beginning a career pathway to join the workforce in the high demand sector of healthcare. Labor market data show that healthcare is the second most in-demand sector for Fairfax County and jobs are expected to grow by over 59,000 in the next ten years. In preparation, the ACT program seeks to: 1) provide contextualized adult basic education to low-income, underemployed residents lacking the confidence and/or academic level to enter into a traditional vocational training program; 2) provide basic computer training; 3) provide financial literacy using volunteers from the Financial Empowerment Center; 4) guide students through career exploration and planning; 5) provide supportive services to promote long term economic independence, and; 6) help fill the gap of workers needed in the healthcare industry.

ACT focuses its outreach and recruitment towards islands of disadvantage in the southern part of Fairfax County. Basic eligibility for the program requires Fairfax County residency and the ability to test in at or above an 8<sup>th</sup> grade reading and math level. Labor market data show that Healthcare is the second most in-demand sector for Fairfax County and available jobs in the sector are expected to grow by over 59,000 in the next ten years.

Changes to the program made in FY 2020 worth noting include shortening the length of the program from 12 weeks to 8 weeks and converting to a virtual classroom. The reduction in length of the program was in response to the feedback on the program and has resulted in more interest from the community. Due to the COVID 19 pandemic, the class was converted to an online learning platform utilizing Google Classroom and Zoom for live teaching sessions. Converting to an online program enabled us to reach residents in parts of the county outside of the Route 1 corridor.

When the class was able to be offered in person, the program was held at Westford Community Center, an HCD owned property. To reach more people, one cohort was held at the Lorton Community Action Center's Education Room.

HCD and Britepaths continued to collaborate with the local workforce agency, Virginia Career Works (formerly SkillSource Group) and the Department of Family Services to provide after-care employment services to the graduates. Funds utilized to support the students in their vocational training include Workforce Innovation and Opportunity Act (WIOA), Supplemental Nutrition Assistance Program Education and Training (SNAPET) funds, and federal Pell grants from the U.S. Department of Education. Britepaths received a private donation of \$6,000 and matched funds to award vocational training scholarships. Students are pursuing additional training at NOVA Workforce, FCPS Adult and Community Education, and Northern Virginia Community College Medical Campus.

Other partners that make this program possible include: Computer Core, Financial Empowerment Center, and Lorton Community Action Center. Britepaths received a 2-year grant for fiscal years 2021-



2023 from the Consolidated Community Funding Pool (CCFP) which provides necessary funding to continue offering this free program to Fairfax County residents and tenants of HCD housing programs.

### **Actions taken to develop institutional structure. 91.220(k); 91.320(j)**

During FY 2020, Fairfax County staff provided assistance as needed to help nonprofit staff understand the terms and compliance requirements of the CCFP funding, which includes CDBG and Community Services Block Grant (CSBG) funds, for specific affordable housing development projects and targeted public services activities.

Fairfax County has established five primary activities under its HOME Program, ensuring that funds will be committed and expended in a timely and productive manner each program year. These programs include:

- Rehabilitation of FCRHA Properties.
- Tenant Based Rental Assistance.
- Senior/Homeless and Persons with Disabilities.
- Affordable Housing RFP;
- Annual CHDO Set-Aside; and
- Fair Housing.

The Real Estate Finance and Grants Management Division provides program technical assistance to the various divisions within HCD that use county HOME funds in support of these program activities. In addition, it should be noted that the community-based nonprofit organizations operating in the county actively participate in the development of policies and programs related to the provision of affordable housing and public services.

### **Strategy 1 and Future Actions**

The following is a report on strategies proposed in the Action Plan:

Strategy #1: Make a segment of Bridging Affordability rental assistance resources available to individuals with disabilities who have been admitted to residential programs for more than 90 days and no longer need this level of care but would be otherwise discharged to homelessness.

The Bridging Affordability Program is a time-limited rental assistance program that lasts for up to two years. Eligible individuals must currently be listed on an FCRHA waitlist (such as FCRP, Housing Choice Voucher, or Public Housing), or on a CSB residential/housing waitlist (e.g., in the Community Housing database or on a supportive residential waitlist). Households pay 30 or 35 percent of their monthly income toward rent. CSB is allocated a specific number of Bridging Affordability space allotments.

Bridging Affordability prioritizes individuals who are being discharged from residential treatment and have no other housing options for this resource. Landlords must agree to accept the Bridging Affordability assistance and participate in annual housing inspections.

In combination with the Bridging Affordability Program and in collaboration with Northern Virginia Family Service (NVFS), a short-term rental assistance program entitled STRAP was implemented during the FY 2015. Under this program, individuals can receive one year of housing subsidy. Since 2016, the Bridging and STRAP programs have supported 48 individuals to transition into housing for a maximum of two years while they increase self-sufficiency and plan for exiting the programs and planning for long term housing options. Among the other CSB populations included in the pilot were those with Mental Health and Substance Use disorders, and those currently experiencing homelessness or at risk of homelessness.

## **Strategy 2 and Future Actions**

Strategy #2: Stimulate alternative affordable housing opportunities through development of a roommate referral program.

In FY 2016, the Fairfax County Long Term Care Coordinating Council collaborated with the 50+ Plan Program for the Shared Housing initiative. This initiative/program was designed to enable older adults to remain in their homes, frequently referred to as promoting “aging in place”. The initiative’s primary focus is to assist older adults residing in Fairfax County to locate someone to “home share” with them. The purpose of the “home share” function is to provide safety and non-personal care support (e.g. shopping, shoveling snow, etc.) in exchange for reduced rent.

Actions proposed for this strategy include: 1) development of a guidebook as a resource for individuals interested in home sharing. As of June 2018, the completed guidebook is published and called “A Consumer’s Guide to Homesharing”,

<https://www.fairfaxcounty.gov/familyservices/sites/familyservices/files/assets/olderadults/pdfs/2019-01-29-consumers-guide-to-home-sharing.pdf>; and 2) Establish a home share program at a reputable non-profit. Work continues to secure funding and a local non-profit to establish and operate a home share program. In the past year, several web-based home share programs targeting older adults have emerged in the marketplace providing on-line home sharing guidance and support.

In addition, another program as part of the **The Northern Virginia Housing & Supportive Services Regional Implementation Team project** launched a site for finding a roommate: <http://www.novahss.org/about-the-roommate-i-match-service>. As individuals with developmental disabilities increasingly decide to access integrated, independent housing, one major challenge that can hinder progress is finding a roommate. This web-based tool aims to make that part of the process more efficient and connects a client with a prospective housemate that they would not be aware of otherwise. Information sessions continue and are sponsored by Service Source and the regional team with moderate success.

### **Strategy 3 and Future Actions**

Strategy #3: Expand the Housing Locator program to serve non-homeless individuals with disabilities in precarious housing situations.

In 2019, the housing locator program continued its scope to include non-homeless individuals with disabilities in precarious housing situations. For example, many individuals with intellectual disabilities have made the choice to move out of their current housing situations which include nursing homes, family homes, Intermediate Care facilities and institutions. However, they may find it very difficult to locate housing in a timely manner. In response to this current need for Fairfax County, the Virginia Department of Behavioral Health and Developmental Services (DBHDS) has funded two positions that will function as Community Housing Guides. These individuals will assist Fairfax County residents who are diagnosed with Intellectual or Developmental Disabilities (I/DD) in providing housing location and housing stabilization services. It is anticipated that the majority of these individuals will also utilize the State Rental Assistance Program (SRAP) which provides non-time limited vouchers for this population. Future strategies include launching the Community Housing Guide service in Fairfax County by June 2020, collaborating with a reputable community partner familiar with the needs of people with intellectual and developmental disabilities

### **Actions taken to enhance coordination between public and private housing and social service agencies. 91.220(k); 91.320(j)**

Proposed actions in the plan relating to coordination efforts between the Department of Housing and Community Development (HCD) and the Department of Family Services, specifically client referrals, information sharing regarding mutual clients (for rent determinations and otherwise), coordination of the provision of specific social and self-sufficiency services and programs to eligible families, and joint administration of programs, were undertaken. Regarding how future actions will change as a result of the current year, in Fiscal Year 2019 the Community Action Advisory Board continued to work closely with HCD, in recognition of the importance of affordable housing to improving the economic success in the county by providing input into the Communitywide Housing Strategic Plan and beginning the development of its own Affordable Housing Action Plan.

### **Identify actions taken to overcome the effects of any impediments identified in the jurisdiction's analysis of impediments to fair housing choice. 91.520(a)**

#### **Testing**

Fair Housing Testing:

During the past year, the Fairfax County Office of Human Rights and Equity Programs (OHREP) entered into a contract with a local fair housing organization to conduct a series of fair housing and fair lending

tests in the mortgage, sales and rental markets. Protected classes covered included race, ethnicity and disability. Although some of the testing was delayed and testing methods revised due to the corona virus pandemic, the tests are expected to be completed on target and an analysis of the tests conducted is underway.

#### Enforcement Activities

The Fairfax County Office of Human Rights and Equity Programs (FCOHREP) is a U.S. Department of Housing and Urban Development (HUD) certified substantially equivalent agency and, therefore, eligible to file and investigate complaints under Fairfax County jurisdiction that are dual filed with HUD. The agency's Human Rights Division received 34 new fair housing complaints between July 1, 2019 and June 30, 2020, all but two of which were dual filed with HUD.

- 23 cases were investigated or engaged in post-cause conciliation by staff during this period, all but two of which were dual filed with HUD.
- 21 complaints were closed,
  - 8 with a "No Cause" finding,
  - 3 were closed with a "Cause" finding, and
  - 10 cases were conciliated.
- 8 cases remain under investigation
- 6 remain open for ongoing post-cause conciliation as of June 30, 2020.

#### Education and Outreach Events and Materials

##### ***Presentations:***

- **August 5, 2019: Culmore Summer Soccer Camp** (Woodrow Wilson Library, Falls Church). OHREP staff read the book "The Fair Housing Five" to youth participating in the soccer camp. Bookmarks were provided to the children.
- **October 7, 2019: Fairfax County Department of Housing and Community Development Affordable Homeownership Opportunities Orientation.** OHREP provided brochures and a brief overview about the agency and services provided. Approximately 352 participants attended the orientation, which was open to the public.
- **October 17, 2019: Fairfax County Tenant/Landlord Commission.** OHREP staff conducted a fair housing presentation at a meeting of the Commission. Topics covered included complaints, the fair housing action plan, and fair housing testing. Seven individuals attended the session.

- **October 26, 2019: Edu-Futuro Emerging Leaders Program I Kickoff.** OHREP staff conducted fair housing presentations in Spanish and English to parents of high school age youth participating in Edu-Futuro's Emerging Leaders Program. Information provided included an overview of fair housing/fair lending laws, the agency's role in fair housing enforcement, the complaint process, and resources and education and outreach services available. Fair housing/fair lending brochures, and related materials were distributed. Approximately 34 parents were in attendance.
- **October 29, 2019: Liberty's Promise After-School Program at Falls Church High School.** OHREP staff conducted a fair housing presentation for high school aged youth participating in Liberty's Promise's after-school program at Falls Church High School. The session included an overview of federal and local fair housing laws. Information about the Fairfax County Student Human Rights Commission was also provided. Fair housing brochures, bookmarks, and pens were among the items distributed. Approximately 15 persons were in attendance.
- **November 4, 2019: Fairfax County Department of Housing Affordable Homeownership Opportunities Orientation.** OHREP staff gave a brief overview of role of the agency in enforcement and services available. Brochures were also distributed. Approximately 155 participants attended the orientation, which was open to the public.
- **November 18, 2019: Liberty's Promise After-School Program at West Potomac High School.** OHREP staff conducted a fair housing presentation for high school aged youth participating in Liberty's Promise's after-school program at West Potomac High School. The session included an overview of federal and local fair housing laws. Information on the Fairfax County Student Human Rights Commission was also provided. Fair housing brochures, bookmarks, and pens were among the items distributed. Approximately 22 persons were in attendance.
- **November 20, 2019: Liberty's Promise After-School Program at Lee High School.** OHREP staff conducted a fair housing presentation for high school aged youth participating in Liberty's Promise's after-school program at Falls Church High School. The session included an overview of federal and local fair housing laws. Information about the Fairfax County Student Human Rights Commission was also provided. Fair housing brochures, bookmarks, and pens were among the items distributed. Approximately 14 persons were in attendance.
- **December 5, 2019: Fairfax County Department of Housing and Community Development Affordable Homeownership Opportunities Orientation.** OHREP provided brochures and a brief overview about the agency and services provided. Approximately 142 participants attended the orientation, which was open to the public.

- **January 8, 2020: Minority Student Achievement Oversight Committee, Fairfax County Public Schools.** OHREP's director and fair housing specialist presented information to committee members on various aspects related to the County's 2016-2020 Analysis of Impediments; provided an update of the County's efforts and accomplishments with respect to the report; answered related questions; delivered information concerning the role of the agency in fair housing enforcement, and education and outreach efforts provided. Fifteen individuals were in attendance.
- **January 21, 2020: Culmore Partners Meeting.** OHREP's director conducted a fair housing presentation at this meeting with outreach and community engagement professionals from multiple county agencies, nonprofits and community organizations serving the Culmore community. Information provided included an overview of fair housing/fair lending laws, the agency's role in fair housing enforcement, the complaint process, and the resources and education and outreach services available. Brochures, bookmarks, and pens were distributed.
- **January 22, 2020: West Potomac High School "Spanish for Careers Application" Class.** OHREP investigators conducted two presentations (one in English and one in Spanish) to students taking the "Spanish for Careers Application" class at West Potomac High School. The discussion included information about their career paths and use of Spanish-language skills in their role with the agency. Brochures, bookmarks, pens, and fair housing contest flyers were distributed. Approximately 48 total students were in attendance.
- **January 27, 2020: North County Team.** OHREP's director conducted a fair housing presentation at this meeting with outreach and community engagement professionals from multiple county agencies, nonprofits and community organizations serving the Northern Fairfax County community. Information provided included an overview of fair housing/fair lending laws, the agency's role in fair housing enforcement, the complaint process, and the resources and education and outreach services available. Brochures, bookmarks, and pens were distributed.
- **February 4, 2020: Fairfax County Department of Housing and Community Development Affordable Homeownership Opportunities in Fairfax County. Orientation.** OHREP staff gave a brief overview of the agency and services available. Brochures were also provided. Twenty-two individuals were in attendance.
- **February 20, 2020: Multifamily Private Residential Property.** OHREP staff provided an overview of fair housing laws and related issues with an emphasis on reasonable accommodation requests related to emotional support animals. Six employees attended.
- **February 22, 2020: Padres Latinos.** OHREP staff conducted a fair housing presentation in Spanish for a parent group at Thomas A. Edison High School. Information provided included an

overview of fair housing/fair lending laws, the agency's role in fair housing enforcement, the complaint process, and the resources and education and outreach services available. Brochures, bookmarks, and pens were distributed. Twenty individuals attended the session.

- **March 2, 2020: Fairfax County Department of Housing and Community Development Affordable Homeownership Opportunities Orientation (South County).** OHREP staff gave a brief overview about the agency and services available. Brochures were also provided. Approximately 140 participants attended the orientation, which was open to the public.
- **April 24, 2020. Northern Virginia Association of Realtors (NVAR).** An OHREP staff member participated as one of four panelists in a Webinar for members of the NVAR. Topics covered included the basic principles of the 1968 Fair Housing Act and their relevance today; fair housing issues in N. VA; legal and ethical consequences of fair housing violations; and best practices. Forty-eight members of NVAR signed into the Webinar, which concluded with a Q&A session.

#### ***Resource Festivals:***

- Throughout the year, OHREP staff members host and manage information booths at various resource fairs throughout the County. This includes displaying and distributing fair housing brochures and related materials in a variety of languages, providing information about the services and resources available, discussing the enforcement role the agency provides, and answering questions. During this period, agency staff hosted the following resource fairs:
- **August 6, 2019: Back-to-School Resource Fair-Lee High School Pyramid. (Lee High School, Springfield, VA).** OHREP hosted a resource table at this event geared at providing resource information to parents whose children attend school within the Lee High School pyramid. Approximately 300 persons visited the OHREP table. Brochures, coloring pages, pens and bookmarks were provided.
- **August 8, 2019: Back-to-School Resource Fair-Justice High School Pyramid (Justice High School, Falls Church, VA).** OHREP hosted a resource table at this event geared at providing resource information to parents whose children attend school within the Justice High School pyramid. Approximately 350 persons visited the resource table. Brochures, coloring pages, pens and bookmarks were provided.
- **August 8, 2019: Culmore Soccer BBQ (Bailey's Elementary School, Falls Church, VA).** OHREP hosted a resource table at this event geared at providing resource information to parents whose

children participated in the Culmore Summer Soccer Camp. Brochures, coloring pages, pens and bookmarks were provided to attendees.

- **August 10, 2019: Partnership for Healthier Kids Free School Physicals for Uninsured Children (South County Government Center, Alexandria, VA).** Brochures, fair housing coloring pages, and bookmarks were made available to attendees. Approximately 110 persons visited the OHREP table.
- **August 14, 2019: Back-to-School Resource Fair-Mt. Vernon High School Pyramid (Mt. Vernon High School, Alexandria, VA).** OHREP hosted a resource table at this event geared at providing resource information to parents whose children attend school within the Mt. Vernon High School pyramid. Approximately 300 persons visited the table. Brochures, coloring pages, pens and bookmarks were provided.
- **August 17, 2019: Back-to-School Resource Fair-South Lakes High School Pyramid, (South Lakes High School, Reston, VA).** OHREP hosted a resource table at this event geared at providing resource information to parents whose children attend school within the South Lakes High School pyramid. Approximately 300 persons visited the table. Brochures, coloring pages, pens and bookmarks were provided.
- **August 23, 2019: Partnership for Healthier Kids Free School Physicals for Uninsured Children (Culmore Church, Falls Church, VA).** Brochures, fair housing coloring pages, and bookmarks were made available to attendees. Approximately 46 individuals visited the OHREP table.
- **September 7, 2019: Virginia Native American Festival (Riverbend Park, Great Falls, VA).** OHREP hosted a resource table at this event which was geared toward celebrating Virginia's Native American history and community. Materials about discrimination and other resources were distributed. Brochures, coloring pages, and bookmarks were provided. Approximately 282 persons visited the OHREP table.
- **September 7-8, 2019: Burke Centre Festival (Conservancy Festival Grounds, Burke, VA).** This event celebrates the community of Burke, Virginia. OHREP had a resource table and distributed materials on the services offered by OHREP. Approximately 51 persons visited the OHREP table.
- **September 21, 2019: Catholic Charities Diocese of Arlington Resource Fair (St. Bernadette Catholic Church, Springfield, VA).** Event seeking to help the greater community become more informed about local resources available. OHREP hosted a resource table and handed out brochures, fair housing coloring pages, pens, and bookmarks. Approximately 12 persons visited the OHREP table.



- **September 28, 2019: Reston Multicultural Festival, (Lake Anne Plaza, Reston, VA).** The Reston Multicultural Festival is a celebration of the diversity and community spirit that is found in Reston. This annual event brings together the people of Reston to celebrate their rich medley of cultures. OHREP had a resource table and presented materials to approximately 195 persons who visited the OHREP table.
- **October 2, 2019: Fairfax 50+ Volunteering Fair.** OHREP hosted a resource table at this event. Brochures, fair housing coloring pages, bookmarks, and pens were made available to attendees. Approximately 79 persons visited the OHREP table.
- **October 5, 2019: Taste of Annandale.** OHREP hosted a resource table at this event. Brochures, fair housing coloring pages, bookmarks, and pens were made available to attendees. Approximately 60 persons visited the OHREP table.
- **October 5, 2019: Fall for Fairfax (Day 1).** OHREP hosted a resource table at this two-day event. Brochures, fair housing coloring pages, bookmarks and pens were made available to attendees. Approximately 400 persons visited the OHREP table on October 5, 2019.
- **October 6, 2019: Fall for Fairfax (Day 2).** OHREP hosted a resource table at this two –day event. Brochures, fair housing coloring pages, bookmarks and pens were made available to attendees. Approximately 300 persons visited the OHREP table on October 6, 2019.
- **October 9, 2019: Fairfax Pyramid "Latino Partnership for Success".** OHREP hosted a resource table at this event geared at connecting families, schools, and community members so that they can work together to solve the various challenges that students face. Brochures, coloring pages, bookmarks and pens were made available to attendees. Approximately 75 persons visited the OHREP table.
- **October 22, 2019: OD&T Learning Day.** OHREP hosted a resource table at this event organized by Fairfax County Organizational Development and Training. Brochures, pens and bookmarks were made available to attendees. Approximately 104 persons visited the OHREP table.

- **January 25, 2020: 13th Annual Chinese New Year Festival.** OHREP hosted a resource table at this event. Brochures, fair housing coloring pages, bookmarks and pens were made available to attendees. Approximately 113 persons visited the OHREP table.
- **February 1, 2020: 33rd Annual Mount Vernon Town Hall Meeting.** OHREP hosted a resource table at this event. Brochures, fair housing coloring pages, bookmarks and pens were made available to attendees. Approximately 49 persons visited the OHREP table.
- **February 20, 2020: Fairfax County Department of Neighborhood and Community Services Partner Symposium and Resource Fair for Adult Programming.** OHREP hosted a resource table at this event geared towards bringing together community-based organizations and county agencies to increase program opportunities and create better access opportunities for adult populations. Brochures, bookmarks, and pens were made available to attendees. Approximately 13 persons visited the OHREP table.
- **Brochures/Publications:**  
In addition to the various fair housing brochures and related publications distributed at OHREP fair housing presentations, resource fairs, receptions, and other venues, the agency regularly provides materials to various other county agencies and organizations for display and distribution. Fair housing materials also are available at libraries throughout the County for download on the agency's website, and in hardcopy upon request.
- **Media/Advertising:**
- **July 2019-June 2020: Fair Housing Programs, Channel 16, Fairfax County Government Cable TV Station.** During this time-period, the station broadcast, on a regular basis, several programs produced in collaboration with the agency. The programs are designed to educate the public, housing providers, those seeking housing, real-estate professionals, housing counselors and others about fair housing laws and related issues. Programs shown include a public service announcement, "*The Human Rights Commission*" describing the role of the agency, protected classes covered under fair housing laws, and how to file a complaint (available for streaming). "*Fair Housing for Seniors and Persons with Disabilities*" that airs three times a week. "*Conozca Sus Derechos*" - an interview about fair housing rights, conducted entirely in Spanish and broadcast four times a week, and *Fair Housing and Group Homes* that includes information on related fair housing laws and issues. Several of the above programs are also available for viewing on computer via live video streaming at airtime, or through video on demand, and on the agency's website.
- **July 2019-June 2020: 50 Years - Fair Housing Act.** This video was taped using footage from OHREP's 2018 fair housing month annual event. It includes interviews with featured speakers on

the significance of events surrounding the passage of the Fair Housing Act in 1968 and related current issues. The video is available for viewing on Channel 16 and via a link on the agency's website.

- **July 2019-June 2020: Video-Predatory Lending.** The OHREP website featured an interview with a prominent civil rights attorney. The video, "Predatory Lending: A Conversation With John Relman" provides historical context on how banks have denied communities of color prime loans, and answers questions on past and current predatory lending practices. The interview is available on the agency's website.
- **July 2019-June 2020: Video-My Neighborhood.** The video highlights the many features that make Fairfax County as inclusive and an ideal place to live, work, and play. This segment focuses on entertainment, employment, and housing options in the Reston community. The piece highlights Reston as an inclusive community with a diverse population, one that offers residents a variety of transportation choices and affordable housing options, including the County's First Time Homebuyers Program and workforce housing initiatives. The segment is designed to encourage those seeking housing and others who otherwise might not consider locating in the County to visit the community, surrounding neighborhoods and other areas in Fairfax. The video was featured on the August 2019 edition of County Magazine on the county's TV channel. The piece is available for viewing on the County's YouTube page, and via the OHREP website.
- **October 2019-December 2019: Transit Ad Campaign.** In October 2019, OHREP launched a transit-oriented advertising campaign using the Fairfax County Transit System and the Washington Metro Area Transit Authority (WMATA). The goal was to educate the public about fair housing laws, enhance the profile of the agency in enforcement, and provide information about the resources and services available through the agency. The campaign, conducted in both English and Spanish, included ads at 9 bus shelters, on the sides of 8 buses, the backend (tail) of 25 buses and in the interior of all 300 buses in the Fairfax County bus fleet. Advertisements were also placed on the outside and back of WAMTA metro buses, at digital displays at metro stations, and via the selected distribution of ads using mobile apps. The ads featured on the inside of Fairfax County buses will continue to run through 2020.
- **January 25, 2020. Asian Community Services Center 13th Annual Chinese New Year Festival.** In conjunction with the event of January 25, 2020, OHREP was featured in the Chinese language event newspaper with a 1/8-page advertisement. The newspaper was given to individuals as they entered the event.

***Other Outreach Related Activities:***

- **July 1, 2019-June 30, 2020: Fairfax County Communities of Trust Committee.** OHREP's outreach and communication specialist regularly attended committee meetings. The committee, comprised of 15 professionals from multiple county agencies and outside stakeholders, sets to advance collaboration, partnerships, and outreach between public agencies and the communities they serve. It provides a chance to learn of opportunities to engage in education and outreach activities throughout the County.
- **July 1, 2019-June 30, 2020: Fairfax County Community Engagement Community of Practice Meeting.** OHREP's outreach and communication specialist OHREP's regularly attended meetings. The meetings, comprised of 25 outreach and community engagement professionals from multiple county agencies, offer an opportunity to discuss outreach activities, opportunities to collaborate, and share expertise on engaging and mobilizing community members.
- **September 24, 2019: Hispanic Heritage Month Proclamation.** A Proclamation designating September 15 through October 15 as Hispanic Heritage Month in Fairfax County was issued by the Fairfax County Board of Supervisors. OHREP facilitated the proclamation presentation.
- **July 1, 2019-June 30, 2020. Fairfax County Human Rights Commission Fair Housing Task Force Meeting.** OHREP staff members provide support and facilitate meeting of the Task Force comprised of stakeholders from the housing industry, representatives of community associations, non-profit groups, the government sector, and the public. It ensures that regular contact and working arrangements are created and maintained with those with an interest in fair housing. The task force also provides a forum for discussion and clarification of the fair housing needs of various communities. Traditionally, the group meets quarterly.
- **October 21, 2019: Service Navigation Team Meeting.** OHREP's outreach and communication specialist attended a meeting with outreach and community engagement professionals from multiple county agencies, nonprofits and community organizations to discuss activities and opportunities to collaborate.
- **November 19, 2019: Native American Heritage Month.** A proclamation designating November 2019 as Native American Heritage Month was issued by the Fairfax County Board of Supervisors. OHREP facilitated the proclamation presentation.
- **January 13-17, 2020: Dr. Martin Luther King Jr. Display.** OHREP erected the display in the foyer of the Fairfax County Government Center in honor of Martin Luther King, Jr. Day (January 21). The display featured materials related to the work, life, and legacy of Dr. King. The display featured photographs and information celebrating the life and achievements of this influential American civil rights leader. Hundreds of employees and visitors enter and walk through this area every day and were presented with the featured material.

- **January-June 2020: Fairfax County Region 2 Partners Meeting.** OHREP's outreach and communication specialist attended several meetings with outreach and community engagement professionals from multiple county agencies, nonprofits and community organizations serving the Eastern Fairfax County community.
- **January 14, 2020: All Dulles Area Muslim Society (ADAMS) Center.** OHREP's outreach and communication specialist met with a representative for the ADAMS Center to discuss outreach and partnership opportunities to engage with Muslim community.
- **January-June 2020: Springfield Partners.** OHREP's outreach and communication specialist attended several meetings on a regular basis with outreach and community engagement professionals from multiple county agencies, nonprofits and community organizations serving the Springfield community.
- **January-June 2020: Fairfax County Community Outreach Professionals.** OHREP's outreach and communication specialist attended a series of meetings with outreach and community engagement professionals from multiple county agencies to discuss outreach activities and opportunities to collaborate.
- **February 11, 2020: African American History Month.** A proclamation designating February 2020 as African American History Month was issued by the Fairfax County Board of Supervisors. OHREP facilitated the proclamation presentation.
- **February-June 2020: Region 4 Cross Agency Change Team.** OHREP's outreach and communication specialist attended a series of meetings with outreach and community engagement professionals from multiple county agencies, nonprofits and community organizations serving the Western Fairfax County community.
- **February-June 2020: Culmore Partners.** OHREP's outreach and communication specialist attended a series of meetings with outreach and community engagement professionals from multiple county agencies, nonprofits and community organizations serving the Culmore community. A large number of Hispanic residents live in the area.
- **April-June 2020: Community Provider Coordination Team.** OHREP's outreach and communication specialist regularly attended team meetings with professionals from multiple county agencies, nonprofits and community organizations. This ad-hoc group was formed in response to the COVID-19 pandemic and works to address community needs throughout Fairfax County.

- **April 22, 2020: Virginia Coalition for Immigrant Rights (VACIR).** OHREP's outreach and communication specialist attended this meeting focused on renter's rights for the immigrant community during the COVID-19 pandemic.
- **April-June 2020: Faith Communities in Action/Fairfax County Clergy and Leadership Council.** OHREP's outreach and communication specialist regularly attended Council meetings. Members include faith leaders, nonprofits, community-based organizations and multiple county agencies that work together to increase awareness of community services and resources, identify community needs and strengthen community capacity to meet those needs.
- **May 13, 2020: Ethiopian Community Development Council, Inc.** OHREP's outreach and communication specialist met with a representative from the Ethiopian Community Development Council, Inc. to discuss outreach and partnership opportunities.

## **REQUESTS FOR INFORMATION:**

### ***Requests for Information:***

- **July 1, 2019-June 30, 2020:** During this time-period, OHREP staff members continued to respond on an ongoing basis to a number of calls and requests for information covering a variety of topics related to fair housing laws and associated issues.

## **FAIR HOUSING TRAINING OPPORTUNITIES**

- **July 25, 2019: Fairfax County ONE FAIRFAX.** OHREP's outreach and communications specialist attended a training with professionals from multiple county agencies committed to applying an equity lens to all programs across the County.
- **August 27 – August 30, 2019: International Development and Planning, LLC, "Fair Housing Investigator's Intake & Complaint Processing."** This training focused on providing basic Fair

Housing training to new investigators. Training sessions included fundamentals of fair housing law, conducting complaint intakes, establishing jurisdiction, perfecting complaints, and enforcement of fair housing laws. One OHPREP investigator, attended the training.

- **September 5-6, 2019. John Marshall Fair Housing Clinic: Fair Housing Conference – New Challenges or More of the Same.** The conference addressed how new advances in technology and innovation have transformed the industry necessitating the need for fair housing advocates to transform the remedies they bring to the table. OHREP’s fair housing specialist and a deputy county attorney attended.
- **September 10-13, 2019. International Development and Planning, L.L.C. Education and Outreach for Fair Housing Professionals.** The training is designed to prepare fair housing professionals to educate the general public, inform the housing industry of their responsibilities, better inform the fair housing community, effectively utilize existing resources; educate public policy makers and elected officials regarding important fair housing issues, and increase fair housing compliance of HUD program participants. OHREP’s Outreach and Communications Specialist attended the training.
- **October 30, 2019: Fair Housing Accessibility First, “Strategies for Compliant & Accessible Routes.”** This webinar training focused on providing an overview of requirements for accessible routes in various housing settings. Five OHREP investigators the fair housing program manager and the deputy directory viewed the webinar
- **November 6, 2019: Fair Housing Accessibility First, “Strategies for Accessible Public & Common Use Areas.”** This webinar training focused on requirements for accessible public and common use areas in housing settings. Five OHREP investigators, the fair housing program manager and the deputy director viewed the webinar.
- **November 13, 2019: Fair Housing Accessibility First, “Strategies for Compliant Dwelling Units.”** This webinar training focused on requirements for accessible dwellings such as bathrooms and hallways. Five OHREP investigators, the fair housing program manager and the deputy director viewed the webinar.
- **November 20, 2019: Fair Housing Accessibility First, “Common Design and Construction Violations with Solutions.”** This webinar training focused on common accessibility violations in housing. Five OHREP investigators, the fair housing program manager and the deputy director viewed the webinar.
- **January 22, 2020: Fair Housing training, provided by DPOR, for all HCD staff and contractors hired to manage FCRHA properties.**

- **February 25, 2020: Fair Housing training, provided by DPOR, for all HCD staff and contractors hired to manage FCRHA properties.**
- **March 31, 2020: International Association for Public Participation “COVID19, P2, and Managing the New Reality” Live Webcast.** The webinar training focused on equitable and inclusive online engagement during the COVID-19 pandemic. OHREP’s outreach and communications specialist viewed the webinar.
- **April 16 – April 24, 2020: Fair Housing Institute, “Fair Housing in a Flash.”** This training focused on providing a Fair Housing refresher course to seasoned investigators. During this period, three OHPREP investigators completed the training.
- **April 16 - April 24, 2020: Fair Housing Institute, “The Basics of Fair Housing.”** This training focused on providing basic Fair Housing training to new investigators. During this period, two OHPREP investigators completed this training:
- **April 16 - April 24, 2020: Fair Housing Institute, “Fair Housing and Seniors.”** This training focused on providing information on issues pertaining to seniors in housing, such as reasonable accommodation and modification requests. During this period, five OHREP investigators, and the fair housing program manager viewed the training.
- **May 1, 2020: National Housing Conference Webinar.** The webinar included a discussion on COVID-19 and HUD’s role in assisting borrowers, renters, lenders and property owners. OHREP’s fair housing specialist viewed the webinar.
- **May 8, 2020, U.S. Department of Housing and Urban Development, “Preventing Sexual and Other Discriminatory Harassment in Housing.”** This webinar focused on addressing issues pertaining to sexual harassment in housing. Five OHREP investigators and the fair housing program manager viewed the training.
- **May 8, 2020: ENDependence Center of Northern Virginia “Know Your Rights! Disability Law in Fair Housing” Webinar.** The webinar focused on federal disability law in housing. An OHREP outreach and communications specialist viewed the webinar.
- **May 13, 2020: Legal Services of Northern Virginia (Webinar).** Updates on housing/eviction, family safety, stimulus benefits, unemployment, and consumer education and related services in Fairfax were presented. An OHREP fair housing specialist viewed the webinar.
- **June 15, 2020 – June 25, 2020: International Development and Planning LLC, “Fair Housing**



**Investigator's Intake & Complaint Processing."** This training focused on providing basic Fair Housing training to new investigators. Two OHPREP investigators completed the training.

- **June 24, 2020: ACLU of Virginia, "Changes in Virginia's Laws: New Civil Rights Protections" Webinar.** The webinar focused on changes to anti-discrimination laws, including new fair housing protections/protected classes in Virginia. OHREP's outreach and communications specialist and fair housing specialist viewed the webinar.
- **June 25, 2020, National Fair Housing Training Academy, "A Conversation on Sexual Harassment in Housing Situations."** The webinar focused on providing an introduction to sexual harassment issues in housing. Five OHREP investigators and the fair housing program manager viewed the training.
- **June 26, 2020: International Association of Official Human Rights Agencies (IAOHRA) "Human Rights in the Era of Uprising and the Pandemic" Virtual Town Hall.** Topics of discussion included health and economic disparities, civil rights and fair housing issues. OHREP's outreach and communication specialist and fair housing specialist viewed the webinar.

#### **Specific Impediments and Actions Taken**

Impediments, recommendations, and actions taken are provided below:

**Impediment:** Within the region, there is a legacy dual housing market in which the housing choices of African American households are largely limited to integrated and Black neighborhoods instead of the entire housing market. The past and present housing discrimination that produces the dual housing markets continue to obstruct the county's efforts to affirmatively further fair housing.

**Recommendations:** The County of Fairfax should:

Foster integration by educating real estate professionals, minority and other populations, and relevant actors about housing options across the County and related benefits. Work to expand the housing choices of existing and potential new residents beyond the neighborhoods dominated by their own race or ethnicity.

- *Staff at the Fairfax County Office of Human Rights and Equity Programs (OHREP) continue to engage in education and outreach efforts (presentations, workshops, resource fairs, and cultural events) to provide information about fair housing rights and responsibilities, enforcement protections, resources available, and related fair housing issues to a wide variety of audiences throughout the community. Due to the pandemic, several in-person events were canceled. Consequently, the agency began to explore ways to reach out and provide information electronically/virtually.*

- *In addition, staff continued to participate in, attend and initiate meetings with members of the real estate profession, and with leaders of community organizations, multicultural groups, faith-based communities, non-profit agencies, advocacy groups, boards and commissions, and other organizations serving vulnerable populations to promote fair housing, discuss how to address areas of concern, and affirmatively further fair housing. The Human Rights Commission Taskforce also provides the agency the opportunity to work with and bring together representatives from the business, non-profit and public sectors concerned with fair housing, affordable housing, and related issues. Again, as these activities became more challenging in light of the pandemic, staff took advantage of opportunities to attend/organize meetings and other activities using electronic technology.*
- *The facilitation of various proclamations issued by the County's Board of Supervisors offers staff the chance to continue to develop relationships with community leaders, including individuals representing African American, Hispanic, American Indian, Arab American, Jewish and Asian Pacific communities.*

Contact jurisdictions that have created Housing Services Centers (HSC) for information on the process.

- *Staff at OHREP have communicated with other organizations to determine the feasibility and challenges involved in creating a regional HSC.*

Coordinate with other local jurisdictions regarding the logistics associated with and interest in the creation of a Regional HSC where home seekers are introduced to a full range of housing options throughout the metropolitan area.

- *The County is currently involved in efforts to conduct a regional Analysis of Impediments with other local jurisdictions. The collaboration will offer an opportunity engage further with them about this issue.*

Conduct an on-going long-term and wide-ranging publicity campaign designed to expand housing choices for existing and potential new residents beyond neighborhoods dominated by their own race or ethnicity.

- *OHREP staff worked with producers at Channel 16, the County's local TV station, to produce a TV campaign for eventual viewership by residents in the DMV metro area. The focus of the campaign is to highlight various neighborhoods and amenities offered in the County designed to introduce and encourage viewers to visit those areas, and in the process provide them with a wider range of housing options and neighborhoods to consider when seeking housing. As a result of the collaboration, a video titled, "My Neighborhood" featuring Reston, VA has been*

*produced and available for viewing. The agency hopes to engage in future efforts to profile and promote other communities in the County.*

**Impediment:** The demographic patterns in Fairfax County and its entire metropolitan area are characteristic of the housing patterns that racial steering has produced in other communities around the nation.

**Recommendation:** Fairfax County should:

Expand its real estate testing efforts to establish an ongoing, systematic, and thorough testing program to identify any discriminatory practices in rental and for sale housing, particularly racial steering.

- *OHREP entered a contract with a local fair housing organization to conduct a series of fair housing testing in the lending, rental and sales markets. Racial steering is an important component of those tests. The testing has been completed and the results are currently being analyzed.*

**Impediment:** African Americans and Latino borrowers are less likely to be approved for conventional loans than Caucasians. High-cost loans appear to be increasingly targeted to African American and Hispanic households in Fairfax County.

**Recommendations:**

Make financial counseling available to all potential homebuyers to better prepare applicants before they submit a mortgage loan application. Minority and disadvantaged borrowers are particularly in need of these services.

- *All participants in the County's First-Time Homebuyers Program (FTHB) are required to attend a Virginia Development Housing Authority education class and obtain a certificate of completion. As part of the class, the lender's role, financial products, and how to shop for a product are covered. Currently in the First-Time Homebuyers Program, lenders are providing conventional loans. Most Fairfax County's First-Time Homebuyers Program participants are minority low- and moderate-income homebuyers. FTHB program applicants may work with any lender and are provided a list of lenders familiar with the FTHB program restrictions who regularly work with FTHB income eligible families.*
- *Upon request, the Department of Housing and Community Development (HCD) provides language interpreters and document translation services for First-Time Homebuyer program activities.*
- *OHREP has produced a video that is ready for viewing that addresses how to shop for a loan and avoid predatory lending practices.*

Bank and do business only with financial institutions that do not engage in discriminatory practices.

- *When appropriate, OHREP notifies the Department of Management and Budget and the Department of Housing and Community Development on an ongoing basis of any fair lending investigations it receives, investigates, or becomes aware of related to findings of discrimination*

Establish a fair lending testing program.

- As part of its testing program, OHREP is conducting fair housing lending tests.

Provide foreclosure/credit counseling to include minority, disadvantaged and other vulnerable populations.

- *The County's First-Time Home Buyers Program provides financial/credit counseling. Agencies continue to make referrals to and promote HUD approved counseling agencies for foreclosure assistance to all populations.*

**Impediment:** Ninety-five percent of real estate agents in Fairfax County are white; this can discourage some minority households that can afford to live in the County from considering moving here.

**Recommendation:**

Educate real estate professionals about the need to hire a more ethnically diverse workforce and increase their efforts to recruit more African Americans, Hispanics, and Asians of various national origins as residential real estate agents, leasing agents, and property managers.

- *OHREP Staff members are placing greater emphasis on the importance of increasing minority representation in the real estate industry as part of the agency's education and outreach efforts to the industry and related entities. Staff have raised the issue and begun a dialogue with members of the Human Rights Commission's fair housing taskforce who work in or represent the real estate profession to raise awareness about the problem, and to stress the benefits to be gained from more minority representation. The agency continues to work with industry representatives to determine why the percentages are so low, and to solicit suggestions for how to address the issue more effectively, and how to devise and implement ways to increase the number of minority agents significantly.*

**Impediment:** When real estate brochures depict residents of only one race or ethnicity, misconceptions are created about who is and who is not welcome to live there.

**Recommendation:**

Work closely with the local real estate community to encourage them to include people of all races and ethnicities in their display advertising, brochures, and websites. OHREP should produce a fair housing guide for real estate professionals.

- *In interactions with and fair housing presentations to members of the real estate community, staff members continue to include and place greater emphasis on the importance of depicting a diverse array of residents in all aspects of advertising campaigns. In addition, staff have initiated discussions with leaders in the profession to jointly develop and distribute a fair housing guide directed at the industry. Advertising, along with other fair housing related issues specific to the profession, will be among the topics addressed in the materials developed.*

**Impediment:** Many real estate practitioners do not understand that discrimination based on national origin or disability is just as illegal under state and federal law, as is race.

**Recommendations:**

When providing training to real estate professionals, Fairfax County should emphasize fair housing protections based on disability and national origin, both areas where there appears to be some confusion.

- *In interactions with and in its fair housing presentations and outreach to members of the real estate community, staff members continue to include, and to place greater emphasis on disability and national origin fair housing protections. In addition, staff continue to disseminate a fact sheet available on the OHREP website “Fair Housing for People with Disabilities” to audiences, including members of the real estate profession.*

Produce a fair housing guide for real estate professionals.

- *The fair housing guide for the real estate profession that the agency is developing will cover these protections in detail. Additional information on the new fair housing protections (sexual orientation, gender identity, source of funds, and veteran status) will also be addressed.*

**Impediment:** The County’s practice—*mandated by state law*—of rezoning land to a multifamily district only when an application for development is submitted contributes to what the County itself calls a “short supply of appropriate sites that are planned and/or zoned for multifamily development.”

**Recommendations:**

Seek changes in Virginia law to (1) remove impediments on the ability of local jurisdictions to foster the inclusion of affordable housing in new developments, and (2) to authorize the use of mandatory inclusionary zoning and other effective regulatory tools and practices that require inclusion of housing affordable to households of modest incomes in new developments.

- *The County has expended considerable effort to investigate and identify new opportunities for high-density residential development. From 2010-2017, the Comprehensive Plan identified the development potential of 93,000 additional residential units, many of which will be affordable through the County's affordable / workforce housing policies. These efforts are continuing as the County seeks to promote high-density residential development where appropriate.*
- *Fairfax County utilizes the WDU Program to produce WDUs in new residential construction serving households earning between 60 and 120 percent of the AMI. In particular, the WDU Rental Program has produced over 1,600 units at below market-rents in high-density areas near transit stations and employment opportunities. In March 2019, the Board of Supervisors (Board) established the WDU Policy Task Force to consider policy recommendations for the WDU Rental Program because the WDUs at the 100- and 120-income tiers were above market rents. In June 2020, the Task Force recommended eliminating units at the 100- and 120-income tiers and producing units between 60 and 80 percent income tiers, which would provide more housing opportunities for low- and moderate-income households. In July 2020, the Board directed staff to develop a Comprehensive Plan Amendment based on the Task Force's policy recommendations, including revising certain Comprehensive Plan documents with a public hearing to be held in February 2021.*

Seek proffers of affordable housing when rezoning to a residential district.

- *Substantial effort has been directed toward investigating and identifying new opportunities for multi-family residential development in appropriate locations. While the County is limited as to what can be mandated regarding affordable housing, it has used its affordable/workforce housing policy to obtain commitments to provide affordable housing during the zoning process for new multifamily residential development.*

**Impediment:** Manufactured housing (also known as modular housing) is an off-site construction technique for all or a portion of a structure that has the potential to reduce the construction cost to build single-family and multiple family dwellings that are more affordable to households of modest means including the county's workforce. Allowing manufactured housing as a permitted use only in the R-A Rural Agricultural zoning district with its five-acre minimum lot size eliminates manufactured housing's cost advantage and obstructs the county's ability to meet its affordable housing goals.

**Recommendation:**

Amend the zoning code to classify manufactured or modular homes—as distinguished from mobile homes—as a permitted use in all residential zoning districts.

- *Fairfax County has initiated a project to modernize its Zoning Ordinance (zMod). As part of this modernization, land uses and how they are defined in the ordinance will be reviewed.*

- *The consolidated draft Zoning Ordinance was posted for public review and comment on June 30, 2020, with public hearings anticipated during January - March 2021. A new definition of manufactured home and manufactured home park has been added which incorporates and updates the previous definitions of mobile home and mobile home park. A modular dwelling unit has also been defined and is allowed in all zoning districts which permit single family detached dwellings. Manufactured homes continue to be permitted only in manufactured home parks.*

**Impediment:** The County's formulas for off-street parking increase the cost of housing.

**Recommendation:**

Conduct a review of its off-street parking requirements in the zoning code's Section 11-103.4 to meet actual need for parking generated by different types of residential use more in alignment with the current standards of the Institute of Transportation Engineers.

- *1) **ZO Amendment 18-479** adopted in February 2018, streamlines, and adds flexibility to regulatory process for shared parking and parking reductions, lowers the parking rates for office, multifamily residential and commercial uses in Transit Station Areas. 2) **ZO Amendment 18-474** adopted in December 2018 establishes new parking rates for continuing care facility and adult day care centers. 3) Other parking rates will be reviewed as part of Phase II of zMOD project. It is anticipated that this review will begin in early 2021.*

**Impediment:** Fairfax County has consistently fallen short of its annual goal of at least 12 percent of all new residential development being affordable to households of modest incomes, in part due to weaknesses in its well-intended but very complex Affordable Dwelling Unit (ADU) zoning requirements.

**Recommendations:**

Currently, proposed developments must include 50 or more dwelling units to be subject to the mandatory provisions of the ADU Program. Fairfax County should lower this threshold to ten units to be more consistent with the County's policy on affordable housing production.

- *Current County efforts are focused on analysis and recommendations for improvements to the workforce dwelling unit (WDU) program to make it more effective. This analysis has been completed and the Board of Supervisors has directed staff to bring forward amendments to the WDU Policy and Administrative Guidelines in early 2021. See response to a previous recommendation.*

Review the complex exemptions to the Affordable Dwelling Program in sections 2-803 and 2-804 of the zoning codes to identify those that effectively excuse multiple developments from the Affordable Dwelling Unit requirements.

- *This recommendation would require an amendment to the Zoning Ordinance and may require changes to the State Code provisions to expand the enabling authority given to localities. This item could be added to the list of amendments maintained for future prioritization by the Board.*
- *Added as a Priority 2 Item to the 2018 Zoning Ordinance Amendment Work Program (ZOAWP) (See Item 22I) for future prioritization by the Board of Supervisors. This item has been carried over to the 2020 Priority 2 ZOAWP (See Item 21I)*

Have an independent evaluation of the ADU program conducted. The evaluation should consider redrafting the Affordable Dwelling Unit ordinance into plain English.

Evaluate the definitions of "Affordable housing" and "Affordable dwelling unit development" in Article 20, Part 3 of its zoning code to determine whether the income thresholds currently specified are appropriate or should be modified along the lines of the definitions of low- and moderate-incomes that HUD employs.

- *Added as a Priority 2 Item to the 2018 Priority 2 ZOAWP (See Item 22J) for future prioritization by the Board of Supervisors.*

**Impediment:** The County's plans do not include any goal, objective, or policy that addresses the need to overcome the distortions in the free housing market that discrimination generates and achieve and maintain stable, racially integrated neighborhoods.

**Recommendations:**

In accord with its "One Fairfax" resolution, the county should amend its comprehensive plan and other planning policy documents to establish clear goals, objectives, policies, and implementation strategies to achieve stable, racially integrated neighborhoods throughout the county that can be adapted to the metropolitan area.

- *The Department of Planning and Development (DPD), through its Equity team, is evaluating the County's Comprehensive Plan related to One Fairfax issues. It is anticipated that this analysis will result in suggested amendments to the Comprehensive Plan for the Board's consideration.*

Look into including data on racial and economic stratification in its annual demographic reports.

- *The Demographic Reports include internally created population, housing and household estimates and forecasts. While not intended to provide detailed summaries of Census Bureau*



*race/ethnicity and economic data, other vehicles for summarizing census data are provided. No further action is anticipated as the data is available.*

**Impediment:** Residential developments that require county review and approval are approved without any effort to require compliance with the accessibility requirements of the Americans With Disabilities Act and Fair Housing Act.

**Recommendations:**

Fairfax County should amend its codes for building permits and zoning approval to require developers and landlords to comply with ADA accessibility standards, and the Fair Housing Act to receive a building permit.

- *It is unclear whether enabling legislation exists that would authorize the County to change building permit requirements. The Uniform Statewide Building Code (USBC) governs accessibility provisions, and localities are not permitted to require construction features that exceed the USBC.*

As much as permitted by Virginia law, the County should require developers to include targeted advertising to racial and ethnic groups identified in the free market analysis as underrepresented in the proposed census tract; and to provide potential clients with fair housing information/materials.

- *OHREP continues to include in its education and outreach efforts information that all advertising and marketing campaigns promote housing opportunities, regardless of the types of property available (rental, for sale, and housing in new developments) or marketing tools used (print, digital), target broad and diverse audiences, and recommends incorporating fair housing information into those efforts.*

**Impediment:** Fairfax County's zoning treatment of community residences for people with disabilities fails to make the requisite "reasonable accommodation" by erecting substantial unjustifiable barriers to community residences that house more than eight individuals with disabilities. The Zoning Ordinance – by making distinctions among "congregate living facilities," and "group housekeeping units" prevents these facilities from being widely permitted in the County. Further, the fees associated with these uses can be cost prohibitive.

**Recommendations:**

Fairfax County should amend its zoning provisions for community residences for *more than eight people with disabilities* in the following ways to mitigate this impediment.

- *The Zoning Ordinance complies with the State Code with regard to the treatment of community residences for people with disabilities. Group residential facilities are a permitted use in all*

*residential districts. Increasing the number of residents permitted in a Group Residential Facility will require an amendment to the Zoning Ordinance. Item added to the 2018 Priority 2 ZOAWP for future prioritization by the Board of Supervisors. This item has been carried over to the 2020 Priority 2 ZOAWP (See Item #22B)*

The AI sets forth a comprehensive list of recommendations in this arena, including, among other things, changing definitions based on the number of residents, decreasing fees, increasing the cap on residents from 8 to 12, and enabling the use of special use permits.

- *Classification of uses and where they may be permitted will be evaluated as part of the County's overall effort to modernize the Zoning Ordinance. The June 30, 2020 posted consolidated draft does not change the definition of a group residential facility or increase the cap on residents from 8 to 12. This item was added to the list of proposed amendments maintained for future prioritization by the Board in 2018 and has been carried forward to the 2020 Priority 2 ZOAWP (See Item#22B)*
- *The posted consolidated draft Zoning Ordinance does include allowing administrative approval of accessory dwelling units (which have been re-named to accessory living units) located within the principal dwelling unit rather than by special permit approval. The proposed draft also includes an option for the Board of Supervisors to consider deletion of the limitation that occupancy of one of the units must be someone who is 55 years of age or older or disabled. See posted consolidated draft dated June 30, 2020 <https://www.fairfaxcounty.gov/planning-development/zmod>*

*Changes proposed include allowing administrative approval of accessory dwelling units located within the principal dwelling unit rather than by special permit approval.*

Establish a simple, low-cost, administrative "reasonable accommodation" procedure for the operator of a proposed community residence to seek approval to house more than 12 people with disabilities.

- *The eight-person limit is itself a reasonable accommodation, and any increase above that would have to be considered on a case-by-case basis under applicable law.*

While the County considers these recommended changes to its zoning treatment of community residences for more than eight people with disabilities, it should codify an administrative "reasonable accommodation" process to grossly reduce their application fees for special permit uses and special exception uses from their respective \$1,100 and \$16,375 levels — perhaps to something along the lines of \$500.

- *Zoning fees in general will be reviewed as part of the zMod project.*

**Impediment:** Fairfax County's Comprehensive Plan establishes a policy to avoid locating group residential facilities for substance abusers within 1,000 feet of a school in a drug-free zone.

**Recommendation:**

Fairfax County should excise this legally unenforceable policy from its Comprehensive Plan. Residents in recovery are alcohol/drug free; otherwise, they must leave. Absent factual evidence that residents pose a danger amounts to an unjustifiable restriction based on “unfounded fears” that runs contrary to the Fair Housing Act, and conflicts with state and local laws.

- *Staff from the Office of Strategy Management for Health and Human Services (OSM) and Department of Planning and Development (DPD) have begun working toward updating the entire Human Services element of the County's Comprehensive Plan, where this policy is found. OSM staff are leading this effort with support from DPD. When a work program and timeline are completed for this effort, authorization will be requested from the Board of Supervisors to begin the Plan amendment process.*

**Impediment:** It is a challenge to learn about housing discrimination or to file a housing discrimination complaint online.

**Recommendation:**

"Housing Discrimination" should be fully integrated into the County's home page as a subtopic of "Housing" under "Topics." This "Housing Discrimination" link should take viewers directly to the home page of the Office of Human Rights and Equity Programs for links to information about fair housing, the complaint process, contact information, and an index to facilitate reaching the appropriate web pages.

- *Viewers to the County's home page conducting a search for "Housing" are directed to a website that lists "housing discrimination" as a subtopic with a link to "Housing Discrimination/Office of Human Rights." The site includes information on fair housing protections, including links to how to file a fair housing complaint, contact information, and an index to facilitate reaching the appropriate web pages. The intake supervisor, two investigators, and the front desk administrator are fluent in Spanish, both written and spoken, and able to administer all aspects of the complaint process initiated in Spanish whether on-line, by telephone or in-person. The agency also has access to translation services in all languages, including Spanish.*

**Impediment:** The Fairfax County Redevelopment and Housing Authority (FCRHA) does not have policies for locating public housing and the use of Housing Choice Vouchers.

**Recommendations:**

FCHRA should adopt policies and practices that allocate public housing units in a manner that promotes integrative moves within the context of the surrounding neighborhood as well as the specific development.

- *The FCHRA maintains a waiting list of households needing affordable housing. Unfortunately, Public Housing is no longer being developed, thus not allowing further allocation of Public Housing, as recommended. However, when the Public Housing and Housing Choice Vouchers Program waitlists are reopened, outreach will be conducted to ensure that all races and ethnicities have the knowledge of the opening of the waiting lists and access to apply to be on them.*

Voucher holders should receive assistance to expand their choices and look at rentals outside their own racial or ethnic enclaves throughout the county as well as in nearby jurisdictions that might be closer to work.

- *The Fairfax County Department of Housing and Community Development will revise its new voucher holder briefing to include information about high opportunity areas in Fairfax County.*
- *HCD is working with a consultant to assist with identifying high opportunity areas in Fairfax County. Once completed, this information will be available in HCD's new voucher holder briefings.*

The FCRHA should affirmatively market dwellings in the First-Time Homebuyers Program to expand the choices of households that foster racial and ethnic integration of the housing and neighborhood.

- *The First Time Homebuyer Program (FTHB) will market the program through ethnically and racially diverse media outlets when homeownership opportunities are available. The program will explore how to reach additional households to participate in the program that will continue to foster racial and ethnic integration, as well as educational opportunities such as the yearly Housing Expo.*
- *All FTHB materials have been translated into multiple languages. HCD also supports language access needs by providing interpreters at FTHB briefings and other events. Staff periodically attends homeownership events in the county.*

Fairfax County should establish policies and practices for housing built with Low Income Housing Tax Credits to be located where they will have a long-term integrative impact on the surrounding neighborhood and require affirmative marketing of each development to promote integrated developments and stable, integrated neighborhoods.

- *The FCRHA will continue to work with developers and organizations receiving financing/funding to urge them to market new housing developments to racially and ethnically diverse populations to promote integrated neighborhoods.*

## **CR-40 - Monitoring 91.220 and 91.230**

**Describe the standards and procedures used to monitor activities carried out in furtherance of the plan and used to ensure long-term compliance with requirements of the programs involved, including minority business outreach and the comprehensive planning requirements**

### **CDBG Monitoring**

In FY 2020, \$556,055 of CDBG Affordable Housing Funds and \$836,176 of CDBG for Targeted Public Services (TPS) funds were used by two nonprofits under contracts. The contract terms of each CDBG-funded public services activity require compliance with all applicable HUD and other federal regulations.

CDBG-funded Targeted Public Services activities are evaluated through continuous desk monitoring and on-site monitoring visits. All TPS activities are funded through the CCFP. Desk monitoring is conducted through a web-based electronic reporting system (WebR) on which contractors post monthly reports of beneficiary demographics and program expenditures, quarterly program reports on services provided and outcomes achieved, and quarterly requests for funding disbursements. Twice yearly, contractor program reports also include contractor self-evaluations of program performance and effectiveness, including discussions of unanticipated developments or issues and the proposed resolutions. HCD staff reviews the WebR reports to evaluate both the effectiveness of CDBG investments and contract compliance with respect to the agreed services, outcomes and expenditures. HCD staff maintains on-going communication with contractors by email and telephone to discuss the WebR reports and provide technical assistance. On-site monitoring visits are conducted at least once in each two-year CCFP contract period, during which client and program files are reviewed, and both the contractor's self-assessments and the assessments by HCD staff are discussed.

### **Nonprofit Affordable Housing Development Projects**

Nonprofit affordable housing development projects are evaluated through a vigorous underwriting process, followed by desk and on-site monitoring. In addition to the federal CDBG program regulations, the FCRHA has established written underwriting standards and guidelines which are used to evaluate every request for affordable housing development financing. HCD staff conducts extensive due diligence to determine and evaluate contractor and project eligibility; proposed beneficiaries; project scope and costs; proposed financing, terms and leveraging; environmental and other regulatory compliance; property value, condition and location; proposed property management and operating pro forma; and identifiable risks and concerns. Prior to the investment of CDBG funding in any affordable housing capital activity, the proposed investment is reviewed and approved by the HCD underwriting committee in accordance with federal regulations and the additional underwriting policies established by the Board of Supervisors and the FCRHA. Fairfax County imposes affordability periods for each

assisted unit, which are typically 30 years for funded acquisitions and rehabilitation work. The affordability periods are included in the terms of the recorded loan documents and written agreements. After the investment of CDBG Affordable Housing Funds, HCD staff conducts desk monitoring and periodic on-site monitoring visits to ensure that the property is being used in accordance with the contractual terms. For CCFP projects, HCD staff conducts annual comprehensive desk monitoring of rents, occupancy and income reports. Assisted units are inspected during on-site monitoring visits, the frequency of which is determined by the source and amount per unit of the federal assistance invested. Contractors are instructed to provide notices to the tenants of assisted units to be inspected at least two weeks in advance of the inspection date. In addition to unit inspections, on-site monitoring includes reviews of program and tenant files.

### **HOME Monitoring**

HCD has an annual monitoring schedule, which includes both desk monitoring and on-site compliance visits of HOME funded projects. The following program records and files are monitored to ensure compliance with the HOME requirements:

- tenant leases.
- income eligibility calculations (HUD Part 5 definition of Annual Income).
- recertifications.
- HOME Rent and Income Limits.
- property standards.
- tenant selection process; and
- affirmative marketing.

HCD continues to use specific HOME affordable rental housing requirements checklists to conduct on-site monitoring of its rental projects for ongoing compliance with HOME affordable rental requirements. The checklists deliver thorough information pertaining to household income, household size, income source documentation, tenant lease information, and property inspections. On-site monitoring visits include a short introductory meeting, review of tenant files, a closing meeting, and visual assessment of at least one HOME-assisted unit. Staff have generally found CHDO units to be in compliance with HOME affordable rental housing requirements. Corrective actions were consistently issued to resolve any concerns that were identified.

In FY 2020, HCD performed on-site monitoring at 8 FCRHA- and County-owned, HOME-assisted properties. Five non-profit organizations received HOME on-site rental compliance monitoring. The FCRHA- and County-owned properties were Birmingham Green, Castellani Meadows, Kate's Place, Hopkins Glen, Mclean Hills, Tavenner Lane, Olley Glen and Willow Oaks. The non-profit organizations were: Community Havens, Cornerstones Housing Corporation, Gateway Homes, Homestretch and Mondloch House.

Units in the listed nonprofit and FCRHA- and County-owned HOME-assisted properties were also inspected on-site this program year (20 percent unit sampling utilized for inspections for projects with 5 or more HOME units) and it was determined that the units inspected were in compliance with housing codes and other applicable regulations. Any issues detected during inspection have been resolved to date.

All properties are inspected under the Housing Quality Standards (HQS) at minimum while HCD is transitioning to UPCS-V Inspections Standards.

Additional HOME on-site reviews were scheduled as of July 2020. HOME annual desk audits were sent to all properties in June to include the 2020 HOME limits.

Fairfax County continues to support activities with CDBG, HOME, and ESG funds that benefit low- and moderate-income families and individuals. Program activities are monitored to ensure that these continue to benefit eligible households and comply with program requirements. Fairfax County continues to closely monitor projects to expedite the use of CDBG and HOME funds.

Fairfax County, through the Department of Planning and Development, ensures compliance with comprehensive planning requirements.

#### **Citizen Participation Plan 91.105(d); 91.115(d)**

##### **Describe the efforts to provide citizens with reasonable notice and an opportunity to comment on performance reports.**

The Fairfax County Board of Supervisors has designated the Consolidated Community Funding Advisory Committee (CCFAC) as the citizen advisory group charged with overseeing the Consolidated Plan process. The CCFAC is also charged with oversight of and developing funding priorities for the Consolidated Community Funding Pool (CCFP), a pool of funds for nonprofit service providers that includes CDBG funds. CCFP funding is awarded to community-based organizations through a competitive process. The CCFAC oversees all aspects of the CCFP including policies, priorities, and planning and development of evaluation criteria for proposals. In carrying out its responsibilities, the CCFAC receives public input from various sources, including the following:

On November 13, 2018, the CCFAC held a public hearing to receive citizen input on housing and community development needs for FY 2020. The hearing provided citizens with the opportunity to express their views on housing and human service needs; fair housing concerns; specific housing and human services needs in their region of the county; and how well those needs are being met.

On February 5, 2019, the Fairfax County Board of Supervisors authorized the advertising of a public hearing on the proposed Consolidated Plan One-Year Action Plan for FY 2020, which was made available for public review and comment. The Board held the public hearing on March 19, 2019, providing the community with an opportunity to comment on the proposed use of funds described in the proposed Consolidated Plan One-Year Action Plan for FY 2020, in accordance with U.S. Department of Housing and Urban Development (HUD) regulations and guidelines. Citizens were also invited to comment on housing and community service needs in the county, including changes in housing and community service trends since the last Board public hearing on the Consolidated Plan in 2018. After careful consideration of all comments received by the public, the Board of Supervisors approved the final Consolidated Plan One-Year Action Plan on May 17, 2019.

This performance report was made available to citizens, and the County received no citizen comments during the period November 4, 2020 through November 27, 2020. A copy of the public notice that was printed in local newspapers is provided as an Attachment. In addition, the draft Consolidated Annual Performance and Evaluation Report was posted on the Fairfax County government web site during the public comment period.



**CR-45 - CDBG 91.520(c)**

**Specify the nature of, and reasons for, any changes in the jurisdiction's program objectives and indications of how the jurisdiction would change its programs as a result of its experiences.**

There were no changes in program objectives.

**Does this Jurisdiction have any open Brownfields Economic Development Initiative (BEDI) grants?**

No

**[BEDI grantees] Describe accomplishments and program outcomes during the last year.**

## **CR-50 - HOME 91.520(d)**

**Include the results of on-site inspections of affordable rental housing assisted under the program to determine compliance with housing codes and other applicable regulations**

Please list those projects that should have been inspected on-site this program year based upon the schedule in §92.504(d). Indicate which of these were inspected and a summary of issues that were detected during the inspection. For those that were not inspected, please indicate the reason and how you will remedy the situation.

Housing that is constructed or rehabilitated with HOME funds must meet all applicable local codes, rehabilitation standards, and ordinances at the time of project completion. Inspections of HOME-assisted rental housing are conducted to ensure that housing quality standards are maintained. Tenant income limits and rent limits for HOME projects are verified at the time of project completion. Income and rent limits are reviewed annually.

Additionally, contractors are in the units periodically and report on conditions. Any need for repairs is addressed immediately. Any calls for service are responded to within a few days or immediately if the repair requires such attention. Safety items are corrected immediately.

All properties are inspected under the Housing Quality Standards (HQS) at minimum while HCD transitions to UPCS-V Inspections Standards.

This program year, HOME-assisted units located within FCRHA- and County-owned properties were inspected in accordance with the HOME program's ongoing property inspection requirements. The following properties had no outstanding compliance issues and it was determined that these properties were in compliance with housing codes and other applicable regulations.

- Birmingham Green
- Hopkins Glen
- Kate's Place
- Mclean Hills
- Mondloch Place
- Willow Oaks

Nonprofit owners/managers of a rental property or properties assisted with Fairfax County HOME funds are required to document that the HOME-assisted property is in compliance with all applicable HOME

requirements, including conducting a physical inspection of each unit at least annually. Owners/managers of such units must keep records of property inspections and have them available for review as part of the County's annual HOME Desk Monitoring – an audit process that determines each HOME-assisted property's compliance with HUD's annually published HOME Rent and Income Limits. Fairfax County requires nonprofits to resolve any safety-related deficiencies within 24 hours and all other physical deficiencies to be addressed within 30 days.

**Provide an assessment of the jurisdiction's affirmative marketing actions for HOME units.  
92.351(b)**

Vacant rental units are affirmatively marketed in order to provide information and attract eligible persons in the housing market area to the available housing regardless of race, color, national origin, sex, religion, familial status, or disability.

**Refer to IDIS reports to describe the amount and use of program income for projects,  
including the number of projects and owner and tenant characteristics**

The amount of HOME program income received is summarized in the first chart below, and HOME program income used is summarized in the second chart below, with the projects/activities which used HOME program income identified under "Grant Name":

**Amount and Use of HOME Program Income**

<b>Fiscal Year</b>	<b>Fund</b>	<b>Fund Name</b>	<b>Grant</b>	<b>Grant Name</b>	<b>Amount</b>
2020	500-C50810	HOME	1380080-2019	HOME Adjust Factors	8,020.90
				<b>Total Program Income</b>	<b>\$ 8,020.90</b>

<b>Fiscal Year</b>	<b>Fund</b>	<b>Fund Name</b>	<b>Grant</b>	<b>Grant Name</b>	<b>Amount</b>
2020	500-C50810	HOME	1380050-2019	TBRA	43,181.95
2020	500-C50810	HOME	1380049-2019	HOME CHDO - Pathway	16,143.40
2020	500-C50810	HOME	1380092-2020	HOME RFP - Pathway	155,000.00
2020	500-C50810	HOME	1380092-2019	HOME RFP - Pathway	72,795.28
				<b>Total Program Drawn</b>	<b>\$ 287,120.63</b>

See also IDIS Reports PR 09 and PR 05.

**Describe other actions taken to foster and maintain affordable housing. 91.220(k) (STATES ONLY: Including the coordination of LIHTC with the development of affordable housing). 91.320(j)**

For actions taken to preserve the affordability of existing rental housing, see the Affordable Housing section under CR-05 of this document. See also the Match Contribution for the Federal Fiscal Year table under CR-15 for locally funded HOME-eligible supports for affordable housing.

# CR-60 - ESG 91.520(g) (ESG Recipients only)

ESG Supplement to the CAPER in *e-snaps*

## For Paperwork Reduction Act

### 1. Recipient Information—All Recipients Complete

#### Basic Grant Information

Recipient Name	FAIRFAX COUNTY
Organizational DUNS Number	074837626
EIN/TIN Number	540787833
Identify the Field Office	WASHINGTON DC
Identify CoC(s) in which the recipient or subrecipient(s) will provide ESG assistance	Fairfax County CoC

#### ESG Contact Name -

Prefix	Ms
First Name	Jamie
Middle Name	
Last Name	Ergas
Suffix	0
Title	

#### ESG Contact Address

Street Address 1	3700 Pender Drive
Street Address 2	0
City	Fairfax
State	VA
ZIP Code	-
Phone Number	
Extension	0
Fax Number	0
Email Address	

#### ESG Secondary Contact

Prefix	
First Name	
Last Name	
Suffix	
Title	
Phone Number	
Extension	
Email Address	

**2. Reporting Period—All Recipients Complete**

Program Year Start Date	07/01/2019
Program Year End Date	06/30/2020

**3a. Subrecipient Form – Complete one form for each subrecipient**

Subrecipient or Contractor Name  
City  
State  
Zip Code  
DUNS Number  
Is subrecipient a victim services provider  
Subrecipient Organization Type  
ESG Subgrant or Contract Award Amount

**CR-65 - Persons Assisted (Now reported in ESG CAPER (Sage) – see Attachments**

**4. Persons Served**

**4a. Complete for Homelessness Prevention Activities**

<b>Number of Persons in Households</b>	<b>Total</b>
Adults	
Children	
Don't Know/Refused/Other	
Missing Information	
<b>Total</b>	

**Table 16 – Household Information for Homeless Prevention Activities**

**4b. Complete for Rapid Re-Housing Activities**

<b>Number of Persons in Households</b>	<b>Total</b>
Adults	
Children	
Don't Know/Refused/Other	
Missing Information	
<b>Total</b>	

**Table 17 – Household Information for Rapid Re-Housing Activities**

**4c. Complete for Shelter**

<b>Number of Persons in Households</b>	<b>Total</b>
Adults	
Children	
Don't Know/Refused/Other	
Missing Information	
<b>Total</b>	

**Table 18 – Shelter Information**

**4d. Street Outreach**

<b>Number of Persons in Households</b>	<b>Total</b>
Adults	
Children	
Don't Know/Refused/Other	
Missing Information	
<b>Total</b>	

**Table 19 – Household Information for Street Outreach**

**4e. Totals for all Persons Served with ESG**

<b>Number of Persons in Households</b>	<b>Total</b>
Adults	
Children	
Don't Know/Refused/Other	
Missing Information	
<b>Total</b>	

**Table 20 – Household Information for Persons Served with ESG**

**5. Gender—Complete for All Activities**

	<b>Total</b>
Male	
Female	
Transgender	
Don't Know/Refused/Other	
Missing Information	
<b>Total</b>	

**Table 21 – Gender Information**



**6. Age—Complete for All Activities**

	<b>Total</b>
Under 18	
18-24	
25 and over	
Don't Know/Refused/Other	
Missing Information	
<b>Total</b>	

**Table 22 – Age Information**

**7. Special Populations Served—Complete for All Activities**

**Number of Persons in Households**

<b>Subpopulation</b>	<b>Total</b>	<b>Total Persons Served – Prevention</b>	<b>Total Persons Served – RRH</b>	<b>Total Persons Served in Emergency Shelters</b>
Veterans				
Victims of Domestic Violence				
Elderly				
HIV/AIDS				
Chronically Homeless				
<b>Persons with Disabilities:</b>				
Severely Mentally Ill				
Chronic Substance Abuse				
Other Disability				
<b>Total (unduplicated if possible)</b>				

**Table 23 – Special Population Served**

## CR-70 – ESG 91.520(g) - Assistance Provided and Outcomes

### 10. Shelter Utilization

Number of New Units - Rehabbed	0
Number of New Units - Conversion	0
Total Number of bed-nights available	0
Total Number of bed-nights provided	0
Capacity Utilization	0.00%

Table 24 – Shelter Capacity

**1Nikki Thomas Cambell update1. Project Outcomes Data measured under the performance standards developed in consultation with the CoC(s)**

#### Rapid Rehousing

- *Number of Unduplicated Persons Served by ESG-funded Programs = 1,400*
- *Percentage Exiting to Permanent Destinations = 79% (6555 out of 834 people)*

#### Homelessness Prevention

- *Number of Unduplicated Persons Served by ESG-funded Programs = 563*
- *Percentage Exiting to Permanent Destinations = 68% (302 out of 455 people)*

## CR-75 – Expenditures

### 11. Expenditures

#### 11a. ESG Expenditures for Homelessness Prevention

	Dollar Amount of Expenditures in Program Year			
	2016	2017	2018	2019
Expenditures for Rental Assistance	16,584	22,673	124,420	42,133
Expenditures for Housing Relocation and Stabilization Services - Financial Assistance	30,943	40,961	72,449	83,871
Expenditures for Housing Relocation & Stabilization Services - Services	34,377	52,291	129,940	83,252
Expenditures for Homeless Prevention under Emergency Shelter Grants Program	0	0	0	0
<b>Subtotal Homelessness Prevention</b>	<b>81,904</b>	<b>115,925</b>	<b>326,809</b>	<b>209,256</b>

Table 25 – ESG Expenditures for Homelessness Prevention

#### 11b. ESG Expenditures for Rapid Re-Housing

	Dollar Amount of Expenditures in Program Year			
	2016	2017	2018	2019
Expenditures for Rental Assistance	58,148	86,657	117,220	109,713
Expenditures for Housing Relocation and Stabilization Services - Financial Assistance	54,084	37,898	164,451	84,721
Expenditures for Housing Relocation & Stabilization Services - Services	0	0	0	21,946
Expenditures for Homeless Assistance under Emergency Shelter Grants Program	0	0	0	0
<b>Subtotal Rapid Re-Housing</b>	<b>112,232</b>	<b>124,555</b>	<b>281,671</b>	<b>216,380</b>

Table 26 – ESG Expenditures for Rapid Re-Housing

**11c. ESG Expenditures for Emergency Shelter**

*ESG Expenditures for Emergency Shelter is for COVID (isolation hotel operations) and it is not required a county match.*

	Dollar Amount of Expenditures in Program Year			
	2016	2017	2018	2019
Essential Services	0	0	0	0
Operations	0	0	0	0
Renovation	0	0	0	0
Major Rehab	0	0	0	0
Conversion	0	0	0	0
<b>Subtotal</b>	<b>0</b>	<b>0</b>	<b>0</b>	<b>0</b>

Table 27 – ESG Expenditures for Emergency Shelter

**11d. Other Grant Expenditures**

	Dollar Amount of Expenditures in Program Year			
	2016	2017	2018	2019
Street Outreach	0	0	0	0
HMIS	0	0	0	0
Administration	16,584	16,635	31,295	22,178

Table 28 - Other Grant Expenditures

**11e. Total ESG Grant Funds**

Total ESG Funds Expended	2016	2017	2018	2019
	210,720	257,115	639,775	447,814

Table 29 - Total ESG Funds Expended

**11f. Match Source**

	<b>2016</b>	<b>2017</b>	<b>2018</b>	<b>2019</b>
Other Non-ESG HUD Funds	0	0	0	0
Other Federal Funds	0	0	0	0
State Government	0	0	0	0
Local Government	210,720	257,115	639,775	447,814
Private Funds	0	0	0	0
Other	0	0	0	0
Fees	0	0	0	0
Program Income	0	0	0	0
<b>Total Match Amount</b>	<b>210,720</b>	<b>257,115</b>	<b>639,775</b>	<b>447,814</b>

**Table 30 - Other Funds Expended on Eligible ESG Activities**

**11g. Total**

<b>Total Amount of Funds Expended on ESG Activities</b>	<b>2016</b>	<b>2017</b>	<b>2018</b>	<b>2019</b>
	421,440	514,230	1,279,550	1,773,968

**Table 31 - Total Amount of Funds Expended on ESG Activities**

## Attachments

# Fiscal Year 2019 SWaM Report

Fairfax County Department of Procurement and Material Management

The classification of Fairfax County's purchase order spend for fiscal year 2019 (July 1, 2018 – June 30, 2019) is shown below. The total share of the spend with Small, Woman-Owned and Minority-Owned (SWaM) businesses was 41.3%. See the second page for definitions and notes.

**SWaM Spend: \$ 300,201,534.73 41.3%**

Includes small, women-owned, minority-owned, service disabled, and all subsets within.

**Large Business Spend: \$ 285,641,340.89 39.3%**

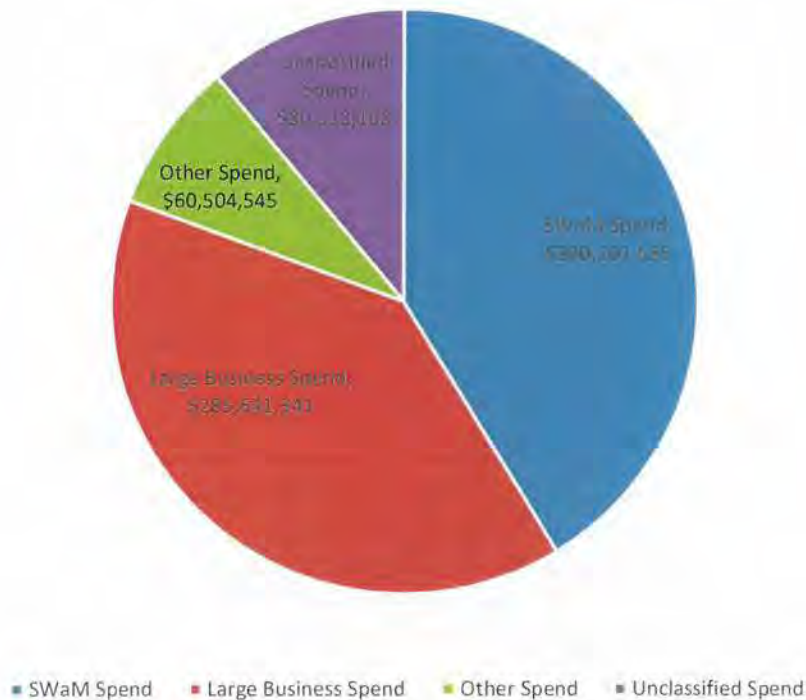
**Other Spend: \$60,504,545.32 8.3%**

Includes public entities, non-profits and sheltered workshops.

**Unclassified Spend: \$80,318,168.03 11.1%**

Includes vendors who have not reported their SWaM classification to Fairfax County.

Spend Classification - FY2019



## Definitions and Notes:

Fairfax County does not certify businesses; however, Fairfax County does recognize business classifications of SWaM business enterprises that are certified by the [Virginia Department of Small Business and Supplier Diversity \(SBSD\)](#). The following definitions are provided for reference.

**Small Business** - "Small business" means a business that is at least 51% independently owned and controlled by one or more individuals who are U.S. citizens or legal resident aliens, and together with affiliates, has 250 or fewer employees, or average annual gross receipts of \$10 million or less averaged over the previous three years. One or more of these individual owners shall control both the management and daily business operations of the small business.

**Women-Owned Business** - "Women-owned business" means a business that is at least 51% owned by one or more women who are U.S. citizens or legal resident aliens, or in the case of a corporation, partnership, or limited liability company or other entity, at least 51% of the equity ownership interest is owned by one or more women who are citizens of the United States or legal resident aliens, and both the management and daily business operations are controlled by one or more women.

**Minority-Owned Business** - As defined in § 2.2-1604 of the Code of Virginia, "Minority-owned business" means a business that is at least 51 percent owned by one or more minority individuals who are U.S. citizens or legal resident aliens, or in the case of a corporation, partnership, or limited liability company or other entity, at least 51 percent of the equity ownership interest in the corporation, partnership, or limited liability company or other entity is owned by one or more minority individuals who are U.S. citizens or legal resident aliens, and both the management and daily business operations are controlled by one or more minority individuals, or any historically black college or university, regardless of the percentage ownership by minority individuals or, in the case of a corporation, partnership, or limited liability company or other entity, the equity ownership interest in the corporation, partnership, or limited liability company or other entity,

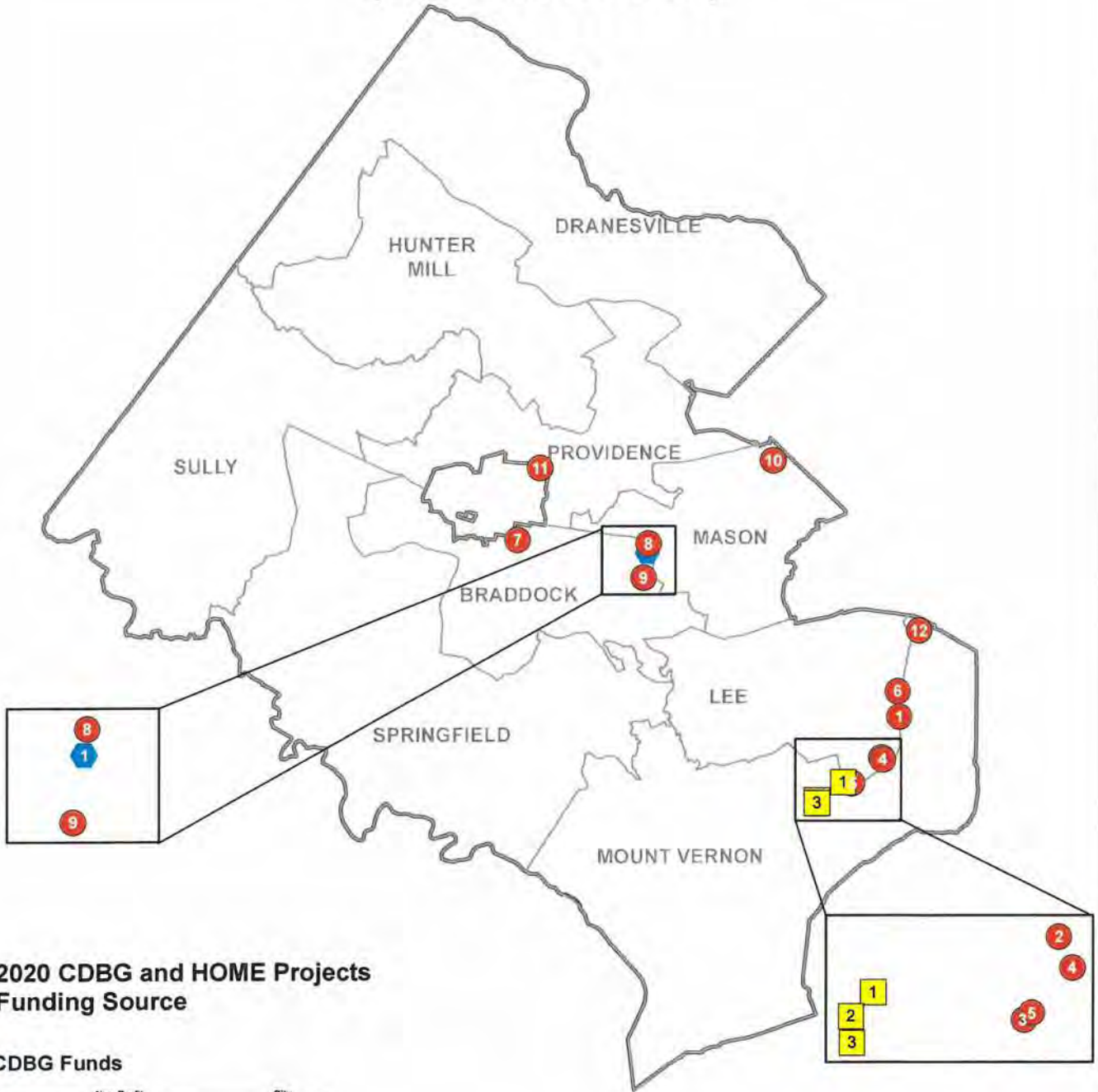
**Minority Individual** - "Minority individual" means an individual who is a citizen of the United States or legal resident alien and who satisfies one or more of the following definitions:

1. "African American" means a person having origins in any of the original peoples of Africa and who is regarded as such by the community of which this person claims to be a part.
2. "Asian American" means a person having origins in any of the original peoples of the Far East, Southeast Asia, the Indian subcontinent, or the Pacific Islands, including but not limited to Japan, China, Vietnam, Samoa, Laos, Cambodia, Taiwan, Northern Mariana, the Philippines, a U.S. territory of the Pacific, India, Pakistan, Bangladesh, or Sri Lanka and who is regarded as such by the community of which this person claims to be a part.
3. "Hispanic American" means a person having origins in any of the Spanish-speaking peoples of Mexico, South or Central America, or the Caribbean Islands or other Spanish or Portuguese cultures and who is regarded as such by the community of which this person claims to be a part.
4. "Native American" means a person having origins in any of the original peoples of North America and who is regarded as such by the community of which this person claims to be a part or who is recognized by a tribal organization.

**Service Disabled or Veteran** - Veterans who are small business owners can obtain Service Disabled Veteran-owned "status" in the SWaM vendor database. This is not a separate certification; it is a designation of those businesses that are owned by Service Disabled Veterans who are certified as such by the Virginia Department of Veteran Services. Veterans wishing to apply for service disabled veteran status must first seek eligibility certification from the Department of Veteran Services by calling (804) 786-0286 or visiting the DVS website at <http://www.dvs.virginia.gov>. Veterans can apply for small, women-owned or minority-owned certification with the Department of Small Business and Supplier Diversity before or after obtaining an eligibility certificate from DVS. Both services are available at no charge.



# PROJECT MAP FOR FY 2020 (CDBG and HOME)



## FY 2020 CDBG and HOME Projects By Funding Source

### ● CDBG Funds

ID	Non-Profit	City
1	CHPPENN	Alexandria
2	Good Shepherd Housing	Alexandria
3	Good Shepherd Housing	Alexandria
4	Good Shepherd Housing	Alexandria
5	Good Shepherd Housing	Alexandria
6	Habitat for Humanity	Alexandria
7	Marian	Fairfax
8	Pathway Homes	Annandale
9	Pathway Homes	Annandale
10	Pathway Homes	Falls Church
11	Pathway Homes	Fairfax
12	Weeley Housing Development Corp	Alexandria

### ■ HOME Funds


ID	Non-Profit	City
1	Habitat for Humanity	Alexandria
2	Pathway Homes	Alexandria
3	Pathway Homes	Alexandria

### ● Combined CDBG & HOME Funds

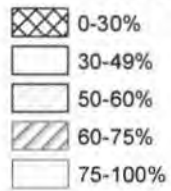
ID	Non-Profit	City
1	Pathway Homes	Annandale

**FAIRFAX COUNTY FY 2020 CAPER**  
**Minority Concentrations by Census Tract**

**Percent of Black Households per Total Population**



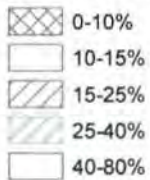
**Percent of White Households per Total Population**



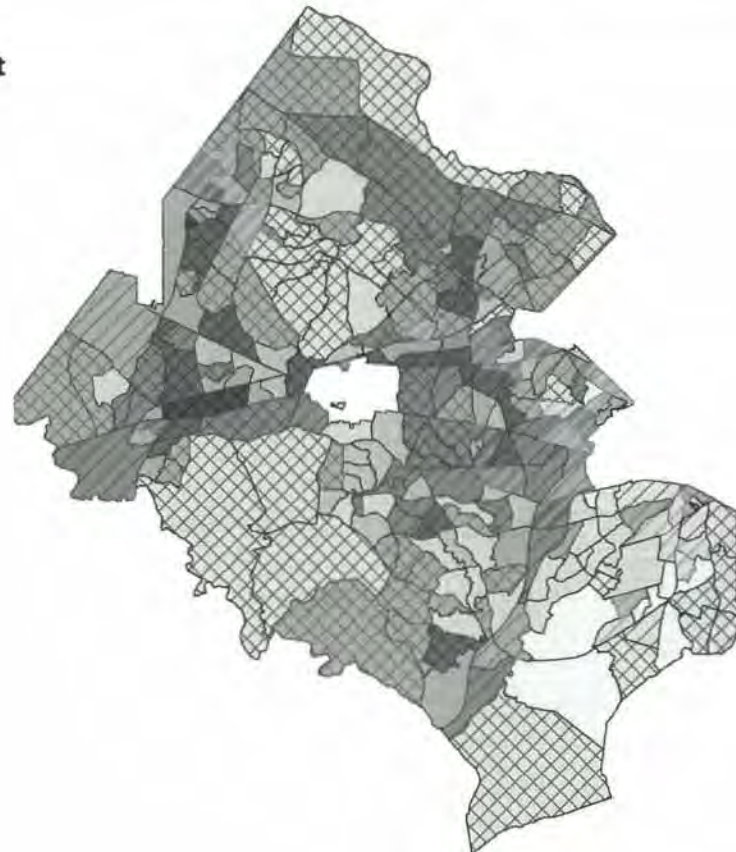

Source: U.S. Census Bureau, 2010 Census

**FAIRFAX COUNTY FY 2020 CAPER**  
**Minority Concentrations by Census Tract**

**Percent of Hispanic Households per Total Population**




**Percent of Asian Households per Total Population**



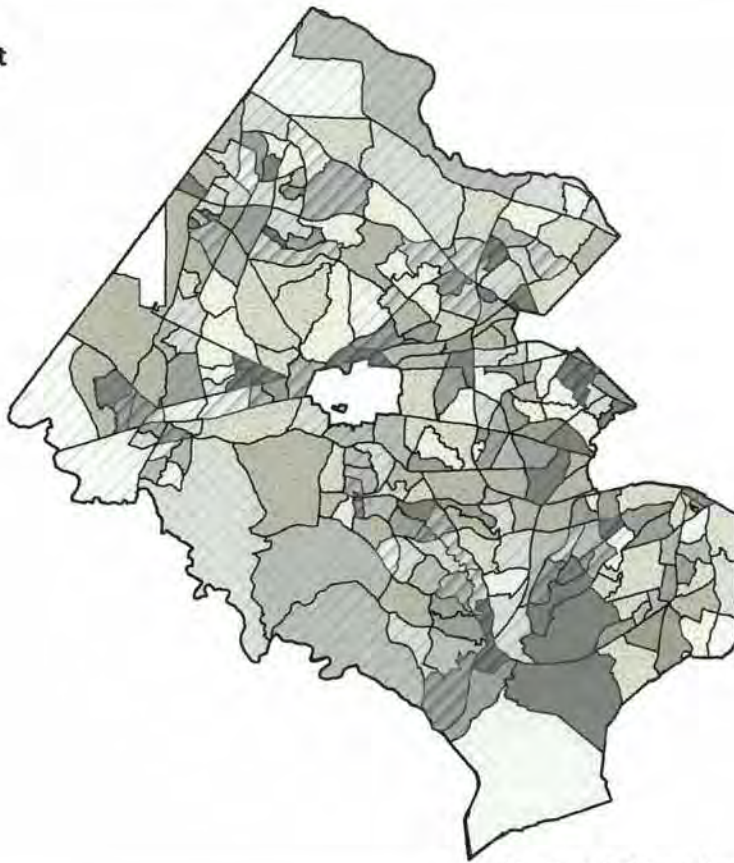
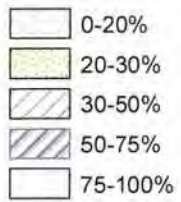
Source: U.S. Census Bureau, 2010 Census

**FAIRFAX COUNTY FY 2020 CAPER**  
**Minority Concentrations by Census Tract**

**Other Non-Hispanic Households  
per Total Population**



**Multi-Race Households  
per Total Population**



Source: U.S. Census Bureau, 2010 Census

# COUNTY OF FAIRFAX, VIRGINIA AVAILABILITY OF CONSOLIDATED ANNUAL PERFORMANCE AND EVALUATION REPORT FOR FISCAL YEAR 2020

The Fairfax County Department of Housing and Community Development (HCD) has prepared a Consolidated Annual Performance and Evaluation Report (CAPER) for Fiscal Year (FY) 2020. The FY 2020 CAPER evaluates the County's use of Community Development Block Grant (CDBG), HOME Investment Partnerships (HOME), and Emergency Solutions Grants (ESG) program funds for the period from July 1, 2019, through June 30, 2020. Members of the public are invited to review the draft report and provide comments before the final draft is submitted to the U.S. Department of Housing and Urban Development (HUD).

The public review and comment period will begin Wednesday, November 4, 2020 and end Friday, November 27, 2020. The draft FY 2020 CAPER can be accessed online at: <http://www.fairfaxcounty.gov/housing/data/caper>. Written comments on the draft FY 2020 CAPER may be submitted to the attention of Regina Coyle, either by e-mail: [regina.coyle@fairfaxcounty.gov](mailto:regina.coyle@fairfaxcounty.gov) or mail to: Fairfax County Department of Housing and Community Development, 3700 Pender Drive, Fairfax, Virginia 22030. For questions, please call 703-246-5170 (TTY: 711).

*Fairfax County is committed to a policy of nondiscrimination in all County programs, services and activities and will provide reasonable accommodations upon request. To request special accommodations, call 703-246-5101 or TTY 711.*



Run Date: November 4th, 2020

AD#44947

Section 108 Accomplishments Report  
(Fiscal Year 2020)

PROJECT DESCRIPTION				CDBG \$				ELIGIBLE ACTIVITY	NATIONAL OBJECTIVE		JOBS				HOUSING			LMA	LMC	SBA		
Grantee Name	ST	Project Number	Project Name	TDR Loan Amount	EDR AMT	BEDI AMT	Other CDBG \$	Total CDBG \$ Assistance	HUD Matrix Code for Eligible Activity	HUD 4-D Matrix Code	Indicate if N.O. Has Been Met Y=Yes N=No	FTE Jobs Proposed in 108 Appl	Total Actual FTE Jobs Created	Number Held by/ Made Available to Low/ Mod	Percent Held by/ Made Available to Low/ Mod	Presumed Low/ Mod. Benefit (P) or Rev Strategy Area (RSA)	Total Housing Units Assisted	Number of Units Occupied by Low/ Mod Households	Percent of Units Occupied by Low/ Mod Households	Percent Low/ Mod in Service Area	Limited Clientele Y=Yes	Slip/ Blight Area Y=Yes
Fairfax County	VA	B-91-UC-51-0001 and 0001A	Creighton Square	\$ 289,905				\$ 289,905	1	LMH	Y						1	1	100%			
Fairfax County	VA	B-91-UC-51-0001 and 0001A	Castellani Meadows	\$ 3,775,000				\$ 3,775,000	1	LMH	Y						24	24	100%			
Fairfax County	VA	B-94-UC-51-0001	LOAN 6 Colchester	\$ 879,687				\$ 879,687	14B	LMH	Y						40	40	100%			
Fairfax County	VA	B-94-UC-51-0001	LOAN 6 Lewinsville Residences	\$ 137,107				\$ 137,107	14D	LMH	Y						22	22	100%			
Fairfax County	VA	B-94-UC-51-0001	LOAN 6 Springfield Green	\$ 115,579				\$ 115,579	14B	LMH	Y						23	23	100%			
Fairfax County	VA	B-95-UC-51-0001	LOAN 7 Small and Minority Business Loan Program	\$ 1,000,000	\$ 150,000			\$ 1,150,000	18A	LMA	Y		0.00	0.00	78%	N/A				23%		
Fairfax County	VA	B-95-UC-51-0001-A & B-10-UC-51-0001	LOAN 8 & LOAN 12 Neighborhood Improvements	\$ 9,300,000				\$ 9,300,000	3	LMA	Y									27.1%		
Fairfax County	VA	B-07-UC-51-0001	LOAN 11 Olley Glen Senior Housing	\$ 2,050,000				\$ 2,050,000		LMH	Y						90	90	100%			
Fairfax County	VA	B-07-UC-51-0001	LOAN 11 Strawbridge Square	\$ 5,040,000				\$ 5,040,000		LMH	Y						128	128	100%			
<b>TOTALS</b>				\$ 29,210,024	\$ 150,000	\$ -	\$ -	\$ 29,360,024				0	0.00	0.00	N/A	N/A	670	670	N/A	N/A		

Section 108 Accomplishments Report  
(Fiscal Year 2020)

PROJECT DESCRIPTION				CDBG \$				ELIGIBLE ACTIVITY	NATIONAL OBJECTIVE		JOBS					HOUSING			LMA	LMC	SBA	
Grantee Name	ST	Project Number	Project Name	TOA (Total) Amount	EDI (AM)	RFDI (AM)	Other CDBG \$s	Total CDBG \$ Assistance	HUD Matrix Code for Eligible Activity	HUD N.O. Matrix Code	Indicate if N.O. Has Been Met Y=Yes N=No	LIFE Jobs Proposed in TOA Appl.	Total Actual FTE Jobs Created	Number Held by/ Made Available to Low Mod.	Percent Held by/ Made Available to Low Mod.	Estimated Low/ Mod. Benefit (P) or Rev. Strategy Area (RSA)	Total Housing Units Assessed	Number of Units Occupied by Low Mod. Households	Percent of Units Occupied by Low/Mod. Households	Percent Low/ Mod. Rev. Strategy Area	Limited Clientele Y=Yes	Shut/ Right Area Y=Yes
Fairfax County	VA	B-88-UC-51-0001	Old Mill	\$ 10,549					1	LMH	Y						47	47	100%			
		B-91-UC-51-0001	LOAN 4A	\$ 86,003																		
		B-91-UC-51-0001 and 0001A	LOAN 4B	\$ 543,697				\$ 640,249														
Fairfax County	VA	B-89-UC-51-0001	Tavener Lane	\$ 315,840					1	LMH	Y						24	24	100%			
		B-91-UC-51-0001 and 0001A	LOAN 4B	\$ 146,571				\$ 462,411														
Fairfax County	VA	B-91-UC-51-0001	Ragan Oaks	\$ 906,163					1	LMH	Y						51	51	100%			
		B-91-UC-51-0001	LOAN 4A	\$ 222,247				\$ 1,128,410														
Fairfax County	VA	B-89-UC-51-0001	Stevenson Street	\$ 255,360					1	LMH	Y						18	18	100%			
		B-91-UC-51-0001 and 0001A	LOAN 4B	\$ 576,703				\$ 832,063														
Fairfax County	VA	B-91-UC-51-0001	STEP	\$ 265,298				\$ 265,298	14C	LMH	Y						5	5	100%			
Fairfax County	VA	B-91-UC-51-0001	Little River Glen II (Braddock Glen)	\$ 1,740,576				\$ 1,740,576	1	LMH	Y						60	60	100%			
Fairfax County	VA	B-91-UC-51-0001-A	Telegraph Road (Glenwood Mews)	\$ 591,348				\$ 591,348	1	LMH	Y						17	17	100%			
Fairfax County	VA	B-91-UC-51-0001 and 0001A	Hemdon Harbor House I	\$ 525,391				\$ 525,391	1	LMH	Y						60	60	100%			
Fairfax County	VA	B-91-UC-51-0001 and 0001A	Hemdon Harbor House II	\$ 437,000				\$ 437,000	1	LMH	Y						60	60	100%			

**CAPER Aggregator unsubmitted**

Filters for this report

Year 2019  
 CAPER Project Type TIP: Hold down the CTRL key on the keyboard and (all)  
 Programs ESG: Fairfax County - VA  
 Report executed on 10/26/2020 6:58:17 PM

**Q05a: Report Validations Table**

Total Number of Persons Served	2061
Number of Adults (Age 18 or Over)	1119
Number of Children (Under Age 18)	941
Number of Persons with Unknown Age	1
Number of Leavers	1291
Number of Adult Leavers	680
Number of Adult and Head of Household Leavers	680
Number of Stayers	770
Number of Adult Stayers	439
Number of Veterans	30
Number of Chronically Homeless Persons	118
Number of Youth Under Age 25	90
Number of Parenting Youth Under Age 25 with Children	61
Number of Adult Heads of Household	910
Number of Child and Unknown-Age Heads of Household	0
Heads of Households and Adult Stayers in the Project 365 Days or Mo	40

**Q06a: Data Quality: Personally Identifying Information (PII)**

	Client Doesn't Know/Refused	Information Missing	Data Issues	Total	% of Error Rate
Name	0	0	1	1	0.05 %
Social Security Number	269	26	17	312	15.14 %
Date of Birth	0	1	3	4	0.19 %
Race	32	6	0	38	1.84 %
Ethnicity	14	2	0	16	0.78 %
Gender	1	2	0	3	0.15 %
Overall Score				335	16.25 %

**Q06b: Data Quality: Universal Data Elements**

	Error Count	% of Error Rate
Veteran Status	3	0.27 %
Project Start Date	0	0.00 %
Relationship to Head of Household	49	2.38 %
Client Location	1	0.11 %
Disabling Condition	54	2.62 %

**Q06c: Data Quality: Income and Housing Data Quality**

	Error Count	% of Error Rate
Destination	70	5.42 %
Income and Sources at Start	149	16.37 %
Income and Sources at Annual Assessment	38	95.00 %
Income and Sources at Exit	75	11.03 %

**Q06d: Data Quality: Chronic Homelessness**

	Count of Total Records	Missing Time in Institution	Missing Time in Housing	Approximate Date Started DK/R/missing	Number of Times DK/R/missing
ES, SH, Street Outreach	0	0	0	0	0
TH	0	0	0	0	0
PH (All)	864	0	5	5	10
Total	864	0	0	0	0

**Q06e: Data Quality: Timeliness**

	Number of Project Start Records	Number of Project Exit Records
0 days	293	326
1-3 Days	221	177
4-6 Days	143	128
7-10 Days	139	107
11+ Days	649	553

**Q06f: Data Quality: Inactive Records: Street Outreach & Emergency Shelter**

	# of Records	# of Inactive Records	% of Inactive Records
Contact (Adults and Heads of Household in Street Outreach or ES - NB)	0	0	--
Bed Night (All Clients in ES - NBN)	0	0	--



**Q07a: Number of Persons Served**

	Total	Without Children	With Children and Adults	With Only Children	Unknown Household Type
Adults	1119	487	631	0	1
Children	941	0	931	10	0
Client Doesn't Know/ Client Refused	0	0	0	0	0
Data Not Collected	1	0	0	0	1
Total	2061	487	1562	10	2
For PSH & RRH – the total persons served who moved into housing	792	180	612	0	0

**Q08a: Households Served**

	Total	Without Children	With Children and Adults	With Only Children	Unknown Household Type
Total Households	910	473	436	0	1
For PSH & RRH – the total households served who moved into housing	354	180	174	0	0

**Q08b: Point-in-Time Count of Households on the Last Wednesday**

	Total	Without Children	With Children and Adults	With Only Children	Unknown Household Type
January	126	54	72	0	0
April	148	67	81	0	0
July	112	51	61	0	0
October	118	48	70	0	0

**Q09a: Number of Persons Contacted**

	All Persons Contacted	First contact – NOT staying on the Streets, ES, or SH	First contact – WAS staying on Streets, ES, or SH	First contact – Worker unable to determine
Once	0	0	0	0
2-5 Times	0	0	0	0
6-9 Times	0	0	0	0
10+ Times	0	0	0	0
Total Persons Contacted	0	0	0	0

**Q09b: Number of Persons Engaged**

	All Persons Contacted	First contact – NOT staying on the Streets, ES, or SH	First contact – WAS staying on Streets, ES, or SH	First contact – Worker unable to determine
Once	0	0	0	0
2-5 Contacts	0	0	0	0
6-9 Contacts	0	0	0	0
10+ Contacts	0	0	0	0
Total Persons Engaged	0	0	0	0
Rate of Engagement	0	0	0	0

**Q10a: Gender of Adults**

	Total	Without Children	With Children and Adults	Unknown Household Type
Male	468	312	156	0
Female	648	172	475	1
Trans Female (MTF or Male to Female)	2	2	0	0
Trans Male (FTM or Female to Male)	0	0	0	0
Gender Non-Conforming (i.e. not exclusively male or female)	0	0	0	0
Client Doesn't Know/Client Refused	0	0	0	0
Data Not Collected	1	1	0	0
Subtotal	1119	487	631	1

**Q10b: Gender of Children**

	Total	With Children and Adults	With Only Children	Unknown Household Type
Male	473	467	6	0
Female	467	463	4	0
Trans Female (MTF or Male to Female)	0	0	0	0
Trans Male (FTM or Female to Male)	0	0	0	0
Gender Non-Conforming (i.e. not exclusively male or female)	0	0	0	0
Client Doesn't Know/Client Refused	1	1	0	0
Data Not Collected	0	0	0	0
Subtotal	941	931	10	0

**Q10c: Gender of Persons Missing Age Information**

	Total	Without Children	With Children and Adults	With Only Children	Unknown Household Type
Male	0	0	0	0	0
Female	0	0	0	0	0
Trans Female (MTF or Male to Female)	0	0	0	0	0
Trans Male (FTM or Female to Male)	0	0	0	0	0
Gender Non-Conforming (i.e. not exclusively male or female)	0	0	0	0	0
Client Doesn't Know/Client Refused	0	0	0	0	0
Data Not Collected	1	0	0	0	1
Subtotal	1	0	0	0	1

**Q10d: Gender by Age Ranges**

	Total	Under Age 18	Age 18-24	Age 25-61	Age 62 and over
Male	941	473	49	374	45
Female	1115	467	116	489	43
Trans Female (MTF or Male to Female)	2	0	0	2	0
Trans Male (FTM or Female to Male)	0	0	0	0	0
Gender Non-Conforming (i.e. not exclusively male or female)	0	0	0	0	0
Client Doesn't Know/Client Refused	1	1	0	0	0
Data Not Collected	2	0	0	1	0
Subtotal	2061	941	165	866	88

**Q11: Age**

	Total	Without Children	With Children and Adults	With Only Children	Unknown Household Type
Under 5	382	0	379	3	0
5 - 12	434	0	430	4	0
13 - 17	125	0	122	3	0
18 - 24	165	24	141	0	0
25 - 34	336	80	256	0	0
35 - 44	249	91	158	0	0
45 - 54	184	121	62	0	1
55 - 61	97	90	7	0	0
62+	88	81	7	0	0
Client Doesn't Know/Client Refused	0	0	0	0	0
Data Not Collected	1	0	0	0	1
Total	2061	487	1562	10	2

**Q12a: Race**

	Total	Without Children	With Children and Adults	With Only Children	Unknown Household Type
White	494	160	334	0	0
Black or African American	1351	287	1054	10	0
Asian	47	16	31	0	0
American Indian or Alaska Native	12	2	10	0	0
Native Hawaiian or Other Pacific Islander	2	2	0	0	0
Multiple Races	107	18	89	0	0
Client Doesn't Know/Client Refused	42	2	40	0	0
Data Not Collected	6	0	4	0	2
<b>Total</b>	<b>2061</b>	<b>487</b>	<b>1562</b>	<b>10</b>	<b>2</b>

**Q12b: Ethnicity**

	Total	Without Children	With Children and Adults	With Only Children	Unknown Household Type
Non-Hispanic/Non-Latino	1699	447	1241	10	1
Hispanic/Latino	346	39	307	0	0
Client Doesn't Know/Client Refused	14	1	13	0	0
Data Not Collected	2	0	1	0	1
<b>Total</b>	<b>2061</b>	<b>487</b>	<b>1562</b>	<b>10</b>	<b>2</b>

**Q13a1: Physical and Mental Health Conditions at Start**

	Total Persons	Without Children	Adults in HH with Children & Adults	Children in HH with Children & Adults	With Children and Adults
Mental Health Problem	239	150	65	23	
Alcohol Abuse	20	19	1	0	
Drug Abuse	15	13	2	0	
Both Alcohol and Drug Abuse	45	41	4	0	
Chronic Health Condition	123	88	25	10	
HIV/AIDS	16	13	2	1	
Developmental Disability	72	20	18	34	
Physical Disability	127	89	29	9	

The "With Children and Adults" column is retired as of 10/1/2019 and replaced with the columns "Adults in HH with Children & Adults" and "Children in HH with Children & Adults".

**Q13b1: Physical and Mental Health Conditions at Exit**

	Total Persons	Without Children	Adults in HH with Children & Adults	Children in HH with Children & Adults	With Children and Adults
Mental Health Problem	159	101	43	15	
Alcohol Abuse	17	17	0	0	
Drug Abuse	9	8	1	0	
Both Alcohol and Drug Abuse	26	23	3	0	
Chronic Health Condition	76	57	14	5	
HIV/AIDS	10	8	1	1	
Developmental Disability	41	8	12	21	
Physical Disability	74	50	18	6	

The "With Children and Adults" column is retired as of 10/1/2019 and replaced with the columns "Adults in HH with Children & Adults" and "Children in HH with Children & Adults".

**Q13c1: Physical and Mental Health Conditions for Stayers**

	Total Persons	Without Children	Adults in HH with Children & Adults	Children in HH with Children & Adults	With Children and Adults
Mental Health Problem	92	57	26	8	
Alcohol Abuse	5	4	1	0	
Drug Abuse	6	5	1	0	
Both Alcohol and Drug Abuse	18	17	1	0	
Chronic Health Condition	51	37	10	4	
HIV/AIDS	7	6	1	0	
Developmental Disability	33	13	8	12	
Physical Disability	55	41	11	3	

The "With Children and Adults" column is retired as of 10/1/2019 and replaced with the columns "Adults in HH with Children & Adults" and "Children in HH with Children & Adults".

**Q14a: Domestic Violence History**

	Total	Without Children	With Children and Adults	With Only Children	Unknown Household Type
Yes	216	57	159	0	0
No	889	425	463	0	1
Client Doesn't Know/Client Refused	5	2	3	0	0
Data Not Collected	9	3	6	0	0
Total	1119	487	631	0	1

**Q14b: Persons Fleeing Domestic Violence**

	<b>Total</b>	<b>Without Children</b>	<b>With Children and Adults</b>	<b>With Only Children</b>	<b>Unknown Household Type</b>
Yes	45	15	30	0	0
No	163	40	123	0	0
Client Doesn't Know/Client Refused	3	0	3	0	0
Data Not Collected	5	2	3	0	0
Total	216	57	159	0	0

**Q15: Living Situation**

	Total	Without Children	With Children and Adults	With Only Children	Unknown Household Type
Emergency shelter, including hotel or motel paid for with emergency shelter voucher	307	137	169	0	1
Transitional housing for homeless persons (including homeless youth)	6	1	5	0	0
Place not meant for habitation	237	189	48	0	0
Safe Haven	3	2	1	0	0
Host Home (non-crisis)	0	0	0	0	0
Subtotal	553	329	223	0	1
Psychiatric hospital or other psychiatric facility	3	3	0	0	0
Substance abuse treatment facility or detox center	3	2	1	0	0
Hospital or other residential non-psychiatric medical facility	14	13	1	0	0
Jail, prison or juvenile detention facility	7	6	1	0	0
Foster care home or foster care group home	1	1	0	0	0
Long-term care facility or nursing home	0	0	0	0	0
Residential project or halfway house with no homeless criteria	2	1	1	0	0
Subtotal	30	26	4	0	0
Permanent housing (other than RRH) for formerly homeless persons	3	3	0	0	0
Owned by client, no ongoing housing subsidy	5	1	4	0	0
Owned by client, with ongoing housing subsidy	0	0	0	0	0
Rental by client, with RRH or equivalent subsidy	2	1	1	0	0
Rental by client, with HCV voucher (tenant or project based)	7	2	5	0	0
Rental by client in a public housing unit	4	1	3	0	0
Rental by client, no ongoing housing subsidy	153	29	124	0	0
Rental by client, with VASH subsidy	2	0	2	0	0
Rental by client with GPD TIP subsidy	0	0	0	0	0
Rental by client, with other housing subsidy	26	10	16	0	0
Hotel or motel paid for without emergency shelter voucher	89	21	68	0	0
Staying or living in a friend's room, apartment or house	95	36	59	0	0
Staying or living in a family member's room, apartment or house	137	20	117	0	0
Client Doesn't Know/Client Refused	4	4	0	0	0
Data Not Collected	9	4	5	0	0
Subtotal	536	132	404	0	0
Total	1119	487	631	0	1

Interim housing is retired as of 10/1/2019.

**Q16: Cash Income - Ranges**

	Income at Start	Income at Latest Annual Assessment for Stayers	Income at Exit for Leavers
No income	420	1	210
\$1 - \$150	4	0	1
\$151 - \$250	11	0	6
\$251 - \$500	56	1	41
\$501 - \$1000	131	0	77
\$1,001 - \$1,500	129	0	77
\$1,501 - \$2,000	103	0	69
\$2,001+	201	0	166
Client Doesn't Know/Client Refused	3	0	1
Data Not Collected	61	0	32
Number of Adult Stayers Not Yet Required to Have an Annual Assessment	0	399	0
Number of Adult Stayers Without Required Annual Assessment	0	38	0
Total Adults	1119	439	680

**Q17: Cash Income - Sources**

	Income at Start	Income at Latest Annual Assessment for Stayers	Income at Exit for Leavers
Earned Income	415	0	303
Unemployment Insurance	14	0	6
SSI	114	0	72
SSDI	96	0	64
VA Service-Connected Disability Compensation	3	0	2
VA Non-Service Connected Disability Pension	2	0	2
Private Disability Insurance	2	0	1
Worker's Compensation	0	0	1
TANF or Equivalent	60	1	52
General Assistance	9	0	5
Retirement (Social Security)	23	0	15
Pension from Former Job	7	0	4
Child Support	66	0	49
Alimony (Spousal Support)	1	0	1
Other Source	20	0	16
Adults with Income Information at Start and Annual Assessment/Exit	0	2	0



**Q19b: Disabling Conditions and Income for Adults at Exit**

	<b>AO: Adult with Disabling Condition</b>	<b>AO: Adult without Disabling Condition</b>	<b>AO: Total Adults</b>	<b>AO: % with Disabling Condition by Source</b>
Earned Income	35	54	89	0.39
Supplemental Security Income (SSI)	37	13	50	0.74
Social Security Disability Insurance (SSDI)	42	8	50	0.84
VA Service-Connected Disability Compensation	2	0	2	1
Private Disability Insurance	0	1	1	0
Worker's Compensation	1	0	1	1
Temporary Assistance for Needy Families (TANF)	1	0	1	1
Retirement Income from Social Security	8	4	12	0.67
Pension or retirement income from a former job	2	2	4	0.5
Child Support	0	1	1	0
Other source	12	5	17	0.71
No Sources	37	36	73	0.5
Unduplicated Total Adults	131	106	237	

**Q19b: Disabling Conditions and Income for Adults at Exit - continued**

	<b>AC: Adult with Disabling Condition</b>	<b>AC: Adult without Disabling Condition</b>	<b>AC: Total Adults</b>	<b>AC: % with Disabling Condition by Source</b>
Earned Income	23	186	209	0.11
Supplemental Security Income (SSI)	12	10	22	0.55
Social Security Disability Insurance (SSDI)	10	3	13	0.77
VA Service-Connected Disability Compensation	0	0	0	--
Private Disability Insurance	0	0	0	--
Worker's Compensation	0	0	0	--
Temporary Assistance for Needy Families (TANF)	12	38	50	0.24
Retirement Income from Social Security	2	1	3	0.67
Pension or retirement income from a former job	0	0	0	--
Child Support	12	34	46	0.26
Other source	3	8	11	0.27
No Sources	20	108	128	0.15
Unduplicated Total Adults	65	330	395	

**Q19b: Disabling Conditions and Income for Adults at Exit - continued**

	<b>UK: Adult with Disabling Condition</b>	<b>UK: Adult without Disabling Condition</b>	<b>UK: Total Adults</b>	<b>UK: % with Disabling Condition by Source</b>
Earned Income	0	1	1	0
Supplemental Security Income (SSI)	0	0	0	--
Social Security Disability Insurance (SSDI)	0	0	0	--
VA Service-Connected Disability Compensation	0	0	0	--
Private Disability Insurance	0	0	0	--
Worker's Compensation	0	0	0	--
Temporary Assistance for Needy Families (TANF)	0	0	0	--
Retirement Income from Social Security	0	0	0	--
Pension or retirement income from a former job	0	0	0	--
Child Support	0	0	0	--
Other source	0	0	0	--
No Sources	0	0	0	--
Unduplicated Total Adults	0	1	1	

**Q20a: Type of Non-Cash Benefit Sources**

	<b>Benefit at Start</b>	<b>Benefit at Latest Annual Assessment for Stayers</b>	<b>Benefit at Exit for Leavers</b>
Supplemental Nutritional Assistance Program	409	1	281
WIC	21	0	18
TANF Child Care Services	11	0	7
TANF Transportation Services	2	0	1
Other TANF-Funded Services	6	0	3
Other Source	10	0	6

**Q21: Health Insurance**

	<b>At Start</b>	<b>At Annual Assessment for Stayers</b>	<b>At Exit for Leavers</b>
Medicaid	1303	4	843
Medicare	101	0	60
State Children's Health Insurance Program	8	0	6
VA Medical Services	16	0	14
Employer Provided Health Insurance	82	0	59
Health Insurance Through COBRA	5	0	4
Private Pay Health Insurance	47	0	32
State Health Insurance for Adults	10	0	8
Indian Health Services Program	6	0	3
Other	27	0	20
No Health Insurance	554	1	319
Client Doesn't Know/Client Refused	3	0	1
Data Not Collected	15	76	5
Number of Stayers Not Yet Required to Have an Annual Assessment	0	689	0
1 Source of Health Insurance	1385	4	904
More than 1 Source of Health Insurance	89	0	57

**Q22a2: Length of Participation – ESG Projects**

	Total	Leavers	Stayers
0 to 7 days	77	45	32
8 to 14 days	46	33	13
15 to 21 days	45	36	9
22 to 30 days	89	69	20
31 to 60 days	216	173	43
61 to 90 days	232	167	65
91 to 180 days	664	399	265
181 to 365 days	505	263	242
366 to 730 days (1-2 Yrs)	172	98	74
731 to 1,095 days (2-3 Yrs)	10	7	3
1,096 to 1,460 days (3-4 Yrs)	5	1	4
1,461 to 1,825 days (4-5 Yrs)	0	0	0
More than 1,825 days (> 5 Yrs)	0	0	0
Data Not Collected	0	0	0
Total	2061	1291	770

**Q22c: Length of Time between Project Start Date and Housing Move-in Date**

	Total	Without Children	With Children and Adults	With Only Children	Unknown Household Type
7 days or less	56	30	26	0	0
8 to 14 days	34	12	22	0	0
15 to 21 days	32	16	16	0	0
22 to 30 days	37	11	26	0	0
31 to 60 days	82	19	63	0	0
61 to 180 days	309	31	278	0	0
181 to 365 days	66	11	55	0	0
366 to 730 days (1-2 Yrs)	5	2	3	0	0
Total (persons moved into housing)	621	132	489	0	0
Average length of time to housing	94.16	65.31	101.96	--	--
Persons who were exited without move-in	305	97	206	0	2
Total persons	926	229	695	0	2

**Q22d: Length of Participation by Household Type**

	Total	Without Children	With Children and Adults	With Only Children	Unknown Household Type
7 days or less	77	18	59	0	0
8 to 14 days	46	11	35	0	0
15 to 21 days	45	15	30	0	0
22 to 30 days	89	23	66	0	0
31 to 60 days	216	60	156	0	0
61 to 90 days	232	56	172	2	2
91 to 180 days	664	164	500	0	0
181 to 365 days	505	104	400	1	0
366 to 730 days (1-2 Yrs)	172	33	134	5	0
731 to 1,095 days (2-3 Yrs)	10	2	6	2	0
1,096 to 1,460 days (3-4 Yrs)	5	1	4	0	0
1,461 to 1,825 days (4-5 Yrs)	0	0	0	0	0
More than 1,825 days (> 5 Yrs)	0	0	0	0	0
Data Not Collected	0	0	0	0	0
Total	2061	487	1562	10	2

**Q22e: Length of Time Prior to Housing - based on 3.917 Date Homelessness Started**

	Total	Without Children	With Children and Adults	With Only Children	Unknown Household Type
7 days or less	9	0	9	0	0
8 to 14 days	15	2	13	0	0
15 to 21 days	36	2	34	0	0
22 to 30 days	27	7	20	0	0
31 to 60 days	67	18	49	0	0
61 to 180 days	308	53	255	0	0
181 to 365 days	154	37	117	0	0
366 to 730 days (1-2 Yrs)	51	25	26	0	0
731 days or more	51	31	20	0	0
Total (persons moved into housing)	718	175	543	0	0
Not yet moved into housing	702	249	445	6	2
Data not collected	78	8	70	0	0
Total persons	1498	432	1058	6	2

Q23c: Exit Destination – All persons

	Total	Without Children	With Children and Adults	With Only Children	Unknown Household Type
Moved from one HOPWA funded project to HOPWA PH	0	0	0	0	0
Owned by client, no ongoing housing subsidy	1	1	0	0	0
Owned by client, with ongoing housing subsidy	14	0	14	0	0
Rental by client, no ongoing housing subsidy	354	70	282	0	2
Rental by client, with VASH housing subsidy	3	3	0	0	0
Rental by client, with GPD TIP housing subsidy	0	0	0	0	0
Rental by client, with other ongoing housing subsidy	112	23	89	0	0
Permanent housing (other than RRH) for formerly homeless persons	54	14	40	0	0
Staying or living with family, permanent tenure	91	19	72	0	0
Staying or living with friends, permanent tenure	18	4	14	0	0
Rental by client, with RRH or equivalent subsidy	120	24	96	0	0
Rental by client, with HCV voucher (tenant or project based)	121	13	108	0	0
Rental by client in a public housing unit	27	0	27	0	0
Subtotal	915	171	742	0	2
Emergency shelter, including hotel or motel paid for with emergency shelter voucher	169	13	156	0	0
Moved from one HOPWA funded project to HOPWA TH	0	0	0	0	0
Transitional housing for homeless persons (including homeless youth)	8	1	7	0	0
Staying or living with family, temporary tenure (e.g. room, apartment or house)	53	5	48	0	0
Staying or living with friends, temporary tenure (e.g. room, apartment or house)	27	9	18	0	0
Place not meant for habitation (e.g., a vehicle, an abandoned building, bus/train/subway station/airport or anywhere outside)	7	7	0	0	0
Safe Haven	0	0	0	0	0
Hotel or motel paid for without emergency shelter voucher	9	2	7	0	0
Host Home (non-crisis)	0	0	0	0	0
Subtotal	273	37	236	0	0
Foster care home or group foster care home	2	0	2	0	0
Psychiatric hospital or other psychiatric facility	4	4	0	0	0
Substance abuse treatment facility or detox center	1	1	0	0	0
Hospital or other residential non-psychiatric medical facility	3	3	0	0	0
Jail, prison, or juvenile detention facility	8	2	6	0	0
Long-term care facility or nursing home	1	1	0	0	0
Subtotal	19	11	8	0	0
Residential project or halfway house with no homeless criteria	0	0	0	0	0
Deceased	3	2	1	0	0
Other	11	2	9	0	0

Client Doesn't Know/Client Refused	21	1	20	0	0
Data Not Collected (no exit interview completed)	49	39	10	0	0
Subtotal	84	44	40	0	0
Total	1291	263	1026	0	2
Total persons exiting to positive housing destinations	655	149	504	0	2
Total persons whose destinations excluded them from the calculation	9	6	3	0	0

**Q24: Homelessness Prevention Housing Assessment at Exit**

	Total	Without Children	With Children and Adults	With Only Children	Unknown Household Type
Able to maintain the housing they had at project start--Without a subsidy	13	1	12	0	0
Able to maintain the housing they had at project start--With the subsidy they had at project start	2	1	1	0	0
Able to maintain the housing they had at project start--With an on-going subsidy acquired since project start	0	0	0	0	0
Able to maintain the housing they had at project start--Only with financial assistance other than a subsidy	6	0	6	0	0
Moved to new housing unit--With on-going subsidy	3	1	2	0	0
Moved to new housing unit--Without an on-going subsidy	18	0	18	0	0
Moved in with family/friends on a temporary basis	2	0	2	0	0
Moved in with family/friends on a permanent basis	3	0	3	0	0
Moved to a transitional or temporary housing facility or program	1	0	1	0	0
Client became homeless – moving to a shelter or other place unfit for human habitation	8	0	8	0	0
Client went to jail/prison	0	0	0	0	0
Client died	0	0	0	0	0
Client doesn't know/Client refused	2	0	2	0	0
Data not collected (no exit interview completed)	344	29	315	0	0
Total	402	32	370	0	0

**Q25a: Number of Veterans**

	<b>Total</b>	<b>Without Children</b>	<b>With Children and Adults</b>	<b>Unknown Household Type</b>
Chronically Homeless Veteran	4	4	0	0
Non-Chronically Homeless Veteran	26	19	7	0
Not a Veteran	1087	463	623	1
Client Doesn't Know/Client Refused	1	1	0	0
Data Not Collected	1	0	1	0
<b>Total</b>	<b>1119</b>	<b>487</b>	<b>631</b>	<b>1</b>

**Q26b: Number of Chronically Homeless Persons by Household**

	<b>Total</b>	<b>Without Children</b>	<b>With Children and Adults</b>	<b>With Only Children</b>	<b>Unknown Household Type</b>
Chronically Homeless	118	91	27	0	0
Not Chronically Homeless	1866	343	1518	4	1
Client Doesn't Know/Client Refused	4	4	0	0	0
Data Not Collected	73	49	17	6	1
<b>Total</b>	<b>2061</b>	<b>487</b>	<b>1562</b>	<b>10</b>	<b>2</b>





Office of Community Planning and Development  
 U.S. Department of Housing and Urban Development  
 Integrated Disbursement and Information System  
 PR26 - CDBG Financial Summary Report  
 Program Year 2019  
 FAIRFAX COUNTY, VA

DATE: 08-3  
 TIME: 1  
 PAGE:

Plan Year	IDIS Project	IDIS Activity	Voucher Number	Activity Name	Matrix Code	National Objective	Drawn Amount
2019	7	1323	6352610	GSHFS Emergency Services- Keeping Families at Home	05Q	LMC	\$16,708.
2019	7	1323	6373427	GSHFS Emergency Services- Keeping Families at Home	05Q	LMC	\$33,417.
					<b>05Q</b>	<b>Matrix Code</b>	<b>\$72,711.</b>
2018	7	1288	6292620	Good Shepherd - Homes for the Working Poor, Elderly & Disabled	05Z	LMC	\$81,418.
					<b>05Z</b>	<b>Matrix Code</b>	<b>\$81,418.</b>
<b>Total</b>							<b>\$616,497.</b>

**LINE 37 DETAIL: ACTIVITIES INCLUDED IN THE COMPUTATION OF LINE 37**

Plan Year	IDIS Project	IDIS Activity	Voucher Number	Activity Name	Matrix Code	National Objective	Drawn Amount
2017	3	1246	6292620	Planning	20		\$42,604.
2017	3	1246	6307690	Planning	20		\$48,098.
2017	3	1246	6319102	Planning	20		\$25,160.
2017	3	1246	6331534	Planning	20		\$23,366.
2018	3	1282	6331534	Planning	20		\$4,337.
2018	3	1282	6338795	Planning	20		\$28,131.
2018	3	1282	6352610	Planning	20		\$61,484.
2018	3	1282	6361324	Planning	20		\$32,037.
2018	3	1282	6373427	Planning	20		\$61,009.
2018	3	1282	6385549	Planning	20		\$54,987.
					<b>20</b>	<b>Matrix Code</b>	<b>\$381,217.</b>
2018	4	1283	6292620	General Administration	21A		\$128,947.
2018	4	1283	6307690	General Administration	21A		\$40,804.
2018	4	1283	6319102	General Administration	21A		\$80,441.
2018	4	1283	6331534	General Administration	21A		\$28,728.
2018	4	1283	6338795	General Administration	21A		\$26,793.
2018	4	1283	6352610	General Administration	21A		\$36,597.
2018	11	1317	6307690	Homeownership Program Administration	21A		\$58,804.
2018	11	1317	6331534	Homeownership Program Administration	21A		\$63,859.
2018	11	1317	6338795	Homeownership Program Administration	21A		\$28,883.
2018	11	1317	6352610	Homeownership Program Administration	21A		\$111,513.
2018	11	1317	6361324	Homeownership Program Administration	21A		\$32,064.
2018	11	1317	6373427	Homeownership Program Administration	21A		\$22,726.
2019	4	1329	6352610	General Administration	21A		\$30,200.
2019	4	1329	6361324	General Administration	21A		\$16,251.
2019	4	1329	6373427	General Administration	21A		\$33,154.
2019	4	1329	6385549	General Administration	21A		\$33,938.
2019	11	1346	6373427	Homeownership Program Administration	21A		\$35,163.
2019	11	1346	6385549	Homeownership Program Administration	21A		\$42,504.
					<b>21A</b>	<b>Matrix Code</b>	<b>\$851,378.</b>
2017	2	1245	6292620	Fair Housing	21D		\$11,982.
2017	2	1245	6307690	Fair Housing	21D		\$12,317.
2017	2	1245	6319102	Fair Housing	21D		\$6,984.
2017	2	1245	6331534	Fair Housing	21D		\$6,984.
2017	2	1245	6352610	Fair Housing	21D		\$10,293.
2018	2	1281	6338795	Fair Housing	21D		\$6,984.
2018	2	1281	6352610	Fair Housing	21D		\$21,773.
2018	2	1281	6361324	Fair Housing	21D		\$15,983.
2018	2	1281	6373427	Fair Housing	21D		\$15,906.
2018	2	1281	6385549	Fair Housing	21D		\$3,413.
					<b>21D</b>	<b>Matrix Code</b>	<b>\$112,623.</b>
<b>Total</b>							<b>\$1,345,219.</b>



Office of Community Planning and Development  
 U.S. Department of Housing and Urban Development  
 Integrated Disbursement and Information System

DATE: 08-3  
 TIME: 1  
 PAGE:

PR26 - CDBG Financial Summary Report  
 Program Year 2019  
 FAIRFAX COUNTY, VA

Plan Year	IDIS Project	IDIS Activity	Voucher Number	Activity Name	Matrix Code	National Objective	Drawn Amou
2018	11	1313	6292620	Homeownership Program - Downpayment Assistance Program	13B	LMH	\$10,000.
2018	11	1313	6307690	Homeownership Program - Downpayment Assistance Program	13B	LMH	\$113,315.
2018	11	1313	6319102	Homeownership Program - Downpayment Assistance Program	13B	LMH	\$34,911.
2018	11	1313	6331534	Homeownership Program - Downpayment Assistance Program	13B	LMH	\$9,519.
2018	11	1313	6338795	Homeownership Program - Downpayment Assistance Program	13B	LMH	\$25,251.
2018	11	1313	6352610	Homeownership Program - Downpayment Assistance Program	13B	LMH	\$87,002.
2018	16	1325	6319102	Habitat for Humanity Donora Drive	13B	LMH	\$150,000.
2019	11	1345	6361324	Homeownership Program - Downpayment Assistance Program	13B	LMH	\$33,662.
2019	11	1345	6373427	Homeownership Program - Downpayment Assistance Program	13B	LMH	\$98,255.
2019	11	1345	6385549	Homeownership Program - Downpayment Assistance Program	13B	LMH	\$83,291.
					<b>13B</b>	<b>Matrix Code</b>	<b>\$645,208.:</b>
2018	16	1318	6338795	Pathway Homes - Patrick Henry 202	14G	LMH	\$167,000.
2019	6	1350	6373427	Good Shepherd - 7965 Audubon	14G	LMH	\$79,933.
					<b>14G</b>	<b>Matrix Code</b>	<b>\$246,933.:</b>
2017	8	1251	6292620	Home Repair for the Elderly Program	14H	LMH	\$34,445.
2017	8	1251	6307690	Home Repair for the Elderly Program	14H	LMH	\$43,247.
2018	8	1293	6307690	Home Repair for the Elderly Program	14H	LMH	\$40,921.
2018	8	1293	6331534	Home Repair for the Elderly Program	14H	LMH	\$5,359.
2018	8	1293	6338795	Home Repair for the Elderly Program	14H	LMH	\$14,863.
2018	8	1293	6352610	Home Repair for the Elderly Program	14H	LMH	\$38,078.
2018	8	1293	6361324	Home Repair for the Elderly Program	14H	LMH	\$18,168.
2018	8	1293	6373427	Home Repair for the Elderly Program	14H	LMH	\$36,128.
2018	8	1293	6385549	Home Repair for the Elderly Program	14H	LMH	\$32,479.
2018	8	1301	6331534	Community Rehabilitation Program (Town of Herndon)	14H	LMA	\$46,348.
2018	8	1301	6373427	Community Rehabilitation Program (Town of Herndon)	14H	LMA	\$52,587.
					<b>14H</b>	<b>Matrix Code</b>	<b>\$362,627.:</b>
<b>Total</b>							<b>\$3,389,356.:</b>

LINE 27 DETAIL: ACTIVITIES INCLUDED IN THE COMPUTATION OF LINE 27

Plan Year	IDIS Project	IDIS Activity	Voucher Number	Activity Name	Matrix Code	National Objective	Drawn Amou
2018	7	1286	6319102	WHDC Building Communities of Promise	05A	LMC	\$19,498.
2019	7	1326	6331534	WHDC Building Communities of Promise	05A	LMC	\$57,644.
2019	7	1326	6352610	WHDC Building Communities of Promise	05A	LMC	\$57,644.
2019	7	1326	6361324	WHDC Building Communities of Promise	05A	LMC	\$34,814.
2019	7	1326	6373427	WHDC Building Communities of Promise	05A	LMC	\$80,474.
					<b>05A</b>	<b>Matrix Code</b>	<b>\$250,075.:</b>
2019	7	1332	6331534	WHDC Building for the Future	05D	LMC	\$50,541.
2019	7	1332	6352610	WHDC Building for the Future	05D	LMC	\$46,867.
2019	7	1332	6361324	WHDC Building for the Future	05D	LMC	\$43,967.
2019	7	1332	6373427	WHDC Building for the Future	05D	LMC	\$57,115.
					<b>05D</b>	<b>Matrix Code</b>	<b>\$198,490.:</b>
2018	7	1287	6292620	WHDC Promising Futures	05H	LMC	\$13,646.
2019	7	1331	6331534	WHDC Promising Futures	05H	LMC	\$155.
					<b>05H</b>	<b>Matrix Code</b>	<b>\$13,801.:</b>
2018	7	1289	6361324	Good Shepherd - Emergency Services	05Q	LMC	\$5,877.
2019	7	1323	6331534	GSHFS Emergency Services- Keeping Families at Home	05Q	LMC	\$16,708.



Office of Community Planning and Development  
 U.S. Department of Housing and Urban Development  
 Integrated Disbursement and Information System  
 PR26 - CDBG Financial Summary Report  
 Program Year 2019  
 FAIRFAX COUNTY, VA

DATE: 08-3  
 TIME: 1  
 PAGE:

**LINE 17 DETAIL: ACTIVITIES TO CONSIDER IN DETERMINING THE AMOUNT TO ENTER ON LINE 17**

Report returned no data.

**LINE 18 DETAIL: ACTIVITIES TO CONSIDER IN DETERMINING THE AMOUNT TO ENTER ON LINE 18**

Plan Year	IDIS Project	IDIS Activity	Activity Name	Matrix Code	National Objective	Drawn Amount
2019	16	1344	Wesley Housing Dev Corp - The Arden	01	LMH	\$957,351.
				<b>01</b>	<b>Matrix Code</b>	<b>\$957,351.</b>
2018	12	1250	Relocation Program	08	LMH	\$181,026.
				<b>08</b>	<b>Matrix Code</b>	<b>\$181,026.</b>
2019	10	1324	DeQuincey Home Roof and Deck Rehab	14B	LMH	\$13,010.
				<b>14B</b>	<b>Matrix Code</b>	<b>\$13,010.</b>
2018	14	1296	Little River Glen Elevator Renovation	14D	LMH	\$57,629.
2019	14	1349	Mondloch Place HVAC Replacement	14D	LMH	\$41,181.
				<b>14D</b>	<b>Matrix Code</b>	<b>\$98,810.</b>
2019	16	1322	Marian Homes - Limoges Drive	14G	LMH	\$470,000.
				<b>14G</b>	<b>Matrix Code</b>	<b>\$470,000.</b>
2019	7	1338	GSH Homes for the Working Poor	14J	LMH	\$336,389.
				<b>14J</b>	<b>Matrix Code</b>	<b>\$336,389.</b>
<b>Total</b>						<b>\$2,056,587.</b>

**LINE 19 DETAIL: ACTIVITIES INCLUDED IN THE COMPUTATION OF LINE 19**

Plan Year	IDIS Project	IDIS Activity	Voucher Number	Activity Name	Matrix Code	National Objective	Drawn Amount
2018	16	1304	6307690	Pathway Homes - Americana Unit A	01	LMH	\$165,000.
2018	16	1314	6292620	Operation Renewed Hope Foundation - Willowood Ln	01	LMH	\$291,137.
2018	16	1334	6352610	Pathway Homes 4919 Americana 209	01	LMH	\$177,000.
2018	16	1341	6352610	Pathway Homes 9845 Fairfax #304	01	LMH	\$175,000.
2018	16	1347	6373427	Pathway Homes - Briarwood Court #17	01	LMH	\$153,899.
2019	6	1339	6352610	Good Shepherd - Pembroke Village #97	01	LMH	\$212,535.
2019	6	1340	6352610	GSH 7980 Audubon 201	01	LMH	\$133,000.
2019	6	1348	6373427	GSH - 4394 Pembroke Vill #93	01	LMH	\$210,520.
					<b>01</b>	<b>Matrix Code</b>	<b>\$1,518,091.</b>
2018	7	1286	6319102	WHDC Building Communities of Promise	05A	LMC	\$19,498.
2019	7	1326	6331534	WHDC Building Communities of Promise	05A	LMC	\$57,644.
2019	7	1326	6352610	WHDC Building Communities of Promise	05A	LMC	\$57,644.
2019	7	1326	6361324	WHDC Building Communities of Promise	05A	LMC	\$34,814.
2019	7	1326	6373427	WHDC Building Communities of Promise	05A	LMC	\$80,474.
					<b>05A</b>	<b>Matrix Code</b>	<b>\$250,075.</b>
2019	7	1332	6331534	WHDC Building for the Future	05D	LMC	\$50,541.
2019	7	1332	6352610	WHDC Building for the Future	05D	LMC	\$46,867.
2019	7	1332	6361324	WHDC Building for the Future	05D	LMC	\$43,967.
2019	7	1332	6373427	WHDC Building for the Future	05D	LMC	\$57,115.
					<b>05D</b>	<b>Matrix Code</b>	<b>\$198,490.</b>
2018	7	1287	6292620	WHDC Promising Futures	05H	LMC	\$13,646.
2019	7	1331	6331534	WHDC Promising Futures	05H	LMC	\$155.
					<b>05H</b>	<b>Matrix Code</b>	<b>\$13,801.</b>
2018	7	1289	6361324	Good Shepherd - Emergency Services	05Q	LMC	\$5,877.
2019	7	1323	6331534	GSHFS Emergency Services- Keeping Families at Home	05Q	LMC	\$16,708.
2019	7	1323	6352610	GSHFS Emergency Services- Keeping Families at Home	05Q	LMC	\$16,708.
2019	7	1323	6373427	GSHFS Emergency Services- Keeping Families at Home	05Q	LMC	\$33,417.
					<b>05Q</b>	<b>Matrix Code</b>	<b>\$72,711.</b>
2018	7	1288	6292620	Good Shepherd - Homes for the Working Poor, Elderly & Disabled	05Z	LMC	\$81,418.
					<b>05Z</b>	<b>Matrix Code</b>	<b>\$81,418.</b>



Office of Community Planning and Development  
 U.S. Department of Housing and Urban Development  
 Integrated Disbursement and Information System  
 PR26 - CDBG Financial Summary Report  
 Program Year 2019  
 FAIRFAX COUNTY , VA

DATE: 08-3  
 TIME: 1  
 PAGE:

**PART I: SUMMARY OF CDBG RESOURCES**

01 UNEXPENDED CDBG FUNDS AT END OF PREVIOUS PROGRAM YEAR	8,826,000
02 ENTITLEMENT GRANT	5,609,000
03 SURPLUS URBAN RENEWAL	
04 SECTION 108 GUARANTEED LOAN FUNDS	
05 CURRENT YEAR PROGRAM INCOME	11,571,000
05a CURRENT YEAR SECTION 108 PROGRAM INCOME (FOR SI TYPE)	
06 FUNDS RETURNED TO THE LINE-OF-CREDIT	
06a FUNDS RETURNED TO THE LOCAL CDBG ACCOUNT	
07 ADJUSTMENT TO COMPUTE TOTAL AVAILABLE	4,872,000
08 TOTAL AVAILABLE (SUM, LINES 01-07)	30,878,000

**PART II: SUMMARY OF CDBG EXPENDITURES**

09 DISBURSEMENTS OTHER THAN SECTION 108 REPAYMENTS AND PLANNING/ADMINISTRATION	5,445,000
10 ADJUSTMENT TO COMPUTE TOTAL AMOUNT SUBJECT TO LOW/MOD BENEFIT	
11 AMOUNT SUBJECT TO LOW/MOD BENEFIT (LINE 09 + LINE 10)	5,445,000
12 DISBURSED IN IDIS FOR PLANNING/ADMINISTRATION	1,345,000
13 DISBURSED IN IDIS FOR SECTION 108 REPAYMENTS	4,563,000
14 ADJUSTMENT TO COMPUTE TOTAL EXPENDITURES	(477,200)
15 TOTAL EXPENDITURES (SUM, LINES 11-14)	10,877,800
16 UNEXPENDED BALANCE (LINE 08 - LINE 15)	20,001,200

**PART III: LOWMOD BENEFIT THIS REPORTING PERIOD**

17 EXPENDED FOR LOW/MOD HOUSING IN SPECIAL AREAS	
18 EXPENDED FOR LOW/MOD MULTI-UNIT HOUSING	2,056,000
19 DISBURSED FOR OTHER LOW/MOD ACTIVITIES	3,389,000
20 ADJUSTMENT TO COMPUTE TOTAL LOW/MOD CREDIT	
21 TOTAL LOW/MOD CREDIT (SUM, LINES 17-20)	5,445,000
22 PERCENT LOW/MOD CREDIT (LINE 21/LINE 11)	100

**LOW/MOD BENEFIT FOR MULTI-YEAR CERTIFICATIONS**

23 PROGRAM YEARS(PY) COVERED IN CERTIFICATION		PY: 2018 PY: 2019 PY
24 CUMULATIVE NET EXPENDITURES SUBJECT TO LOW/MOD BENEFIT CALCULATION	3,389,000	
25 CUMULATIVE EXPENDITURES BENEFITTING LOW/MOD PERSONS	3,389,000	
26 PERCENT BENEFIT TO LOW/MOD PERSONS (LINE 25/LINE 24)	100	

**PART IV: PUBLIC SERVICE (PS) CAP CALCULATIONS**

27 DISBURSED IN IDIS FOR PUBLIC SERVICES	616,000
28 PS UNLIQUIDATED OBLIGATIONS AT END OF CURRENT PROGRAM YEAR	
29 PS UNLIQUIDATED OBLIGATIONS AT END OF PREVIOUS PROGRAM YEAR	169,000
30 ADJUSTMENT TO COMPUTE TOTAL PS OBLIGATIONS	
31 TOTAL PS OBLIGATIONS (LINE 27 + LINE 28 - LINE 29 + LINE 30)	447,000
32 ENTITLEMENT GRANT	5,609,000
33 PRIOR YEAR PROGRAM INCOME	8,594,000
34 ADJUSTMENT TO COMPUTE TOTAL SUBJECT TO PS CAP	
35 TOTAL SUBJECT TO PS CAP (SUM, LINES 32-34)	14,204,000
36 PERCENT FUNDS OBLIGATED FOR PS ACTIVITIES (LINE 31/LINE 35)	

**PART V: PLANNING AND ADMINISTRATION (PA) CAP**

37 DISBURSED IN IDIS FOR PLANNING/ADMINISTRATION	1,345,000
38 PA UNLIQUIDATED OBLIGATIONS AT END OF CURRENT PROGRAM YEAR	57,000
39 PA UNLIQUIDATED OBLIGATIONS AT END OF PREVIOUS PROGRAM YEAR	5,000
40 ADJUSTMENT TO COMPUTE TOTAL PA OBLIGATIONS	(178,200)
41 TOTAL PA OBLIGATIONS (LINE 37 + LINE 38 - LINE 39 +LINE 40)	1,219,800
42 ENTITLEMENT GRANT	5,609,000
43 CURRENT YEAR PROGRAM INCOME	11,571,000
44 ADJUSTMENT TO COMPUTE TOTAL SUBJECT TO PA CAP	
45 TOTAL SUBJECT TO PA CAP (SUM, LINES 42-44)	17,180,800
46 PERCENT FUNDS OBLIGATED FOR PA ACTIVITIES (LINE 41/LINE 45)	



U.S. Department of Housing and Urban Development  
 Office of Community Planning and Development  
 Integrated Disbursement and Information System  
 CDBG Activity Summary Report (GPR) for Program Year 2019  
 FAIRFAX COUNTY

Date: 30-Oct-2020  
 Time: 9:44  
 Page: 1

**PGM Year:** 2017  
**Project:** 0002 - Fair Housing  
**IDIS Activity:** 1245 - Fair Housing  
**Status:** Completed 3/26/2020 2:49:39 PM  
**Location:** ,

**Objective:**  
**Outcome:**  
**Matrix Code:** Fair Housing Activities (subject to 20% Admin Cap) (21D)      **National Objective:**

**Initial Funding Date:** 12/08/2017

**Description:**  
 Funding to support the County's Office of Human Rights and Equity Programs to contract for fair housing testing, to conduct fair housing outreach and education activities and to investigate fair housing complaints.  
 In addition, funds will be used in FY 2018 for activities that affirmatively further fair housing for FCRHA clients and tenants, as well as for the preparation of an Analysis of Impediments.

**Financing**

	Fund Type	Grant Year	Grant	Funded Amount	Drawn In Program Year	Drawn Thru Program Year
CDBG	EN	2017	B17UC510001	\$77,995.60	\$24,299.95	\$77,995.60
	PI			\$65,336.40	\$24,262.43	\$65,336.40
<b>Total</b>	<b>Total</b>			<b>\$143,332.00</b>	<b>\$48,562.38</b>	<b>\$143,332.00</b>

**Proposed Accomplishments**

**Actual Accomplishments**

Number assisted:

	Owner		Renter		Total		Person	
	Total	Hispanic	Total	Hispanic	Total	Hispanic	Total	Hispanic
White:					0	0		
Black/African American:					0	0		
Asian:					0	0		
American Indian/Alaskan Native:					0	0		
Native Hawaiian/Other Pacific Islander:					0	0		
American Indian/Alaskan Native & White:					0	0		
Asian White:					0	0		
Black/African American & White:					0	0		
American Indian/Alaskan Native & Black/African American:					0	0		
Other multi-racial:					0	0		
Asian/Pacific Islander:					0	0		
Hispanic:					0	0		
<b>Total:</b>	<b>0</b>	<b>0</b>	<b>0</b>	<b>0</b>	<b>0</b>	<b>0</b>	<b>0</b>	<b>0</b>



U.S. Department of Housing and Urban Development  
Office of Community Planning and Development  
Integrated Disbursement and Information System  
CDBG Activity Summary Report (GPR) for Program Year 2019  
FAIRFAX COUNTY

Date: 30-Oct-2020

Time: 9:44

Page: 2

Female-headed Households:

0

*Income Category:*

	Owner	Renter	Total	Person
Extremely Low			0	
Low Mod			0	
Moderate			0	
Non Low Moderate			0	
Total	0	0	0	0
Percent Low/Mod				

**Annual Accomplishments**

No data returned for this view. This might be because the applied filter excludes all data.



U.S. Department of Housing and Urban Development  
 Office of Community Planning and Development  
 Integrated Disbursement and Information System  
 CDBG Activity Summary Report (GPR) for Program Year 2019  
 FAIRFAX COUNTY

Date: 30-Oct-2020  
 Time: 9:44  
 Page: 3

**PGM Year:** 2017  
**Project:** 0003 - Planning  
**IDIS Activity:** 1246 - Planning  
**Status:** Completed 1/23/2020 12:00:00 AM  
**Location:** ,

**Objective:**  
**Outcome:**  
**Matrix Code:** Planning (20) **National Objective:**

**Initial Funding Date:** 12/08/2017

**Description:**  
 The funding will continue to be used to support the planning and implementation of the County's housing and community development programs. The funding of this project is required to meet CDBG and HOME regulations and local procedures, prepare and process the County's Consolidated Plan and related citizen participation and public input processes, prepare community plans, and implement housing and community development programs, as well as identify and pursue funding sources to match and leverage entitlement funding. Planning will include FCRHA activities to affirmatively further fair housing.

**Financing**

	Fund Type	Grant Year	Grant	Funded Amount	Drawn In Program Year	Drawn Thru Program Year
CDBG	EN	2017	B17UC510001	\$139,511.47	\$90,703.37	\$139,511.47
	PI			\$138,363.53	\$48,526.52	\$138,363.53
<b>Total</b>	<b>Total</b>			<b>\$277,875.00</b>	<b>\$139,229.89</b>	<b>\$277,875.00</b>

**Proposed Accomplishments**

**Actual Accomplishments**

<i>Number assisted:</i>	<b>Owner</b>		<b>Renter</b>		<b>Total</b>		<b>Person</b>	
	Total	Hispanic	Total	Hispanic	Total	Hispanic	Total	Hispanic
White:					0	0		
Black/African American:					0	0		
Asian:					0	0		
American Indian/Alaskan Native:					0	0		
Native Hawaiian/Other Pacific Islander:					0	0		
American Indian/Alaskan Native & White:					0	0		
Asian White:					0	0		
Black/African American & White:					0	0		
American Indian/Alaskan Native & Black/African American:					0	0		
Other multi-racial:					0	0		
Asian/Pacific Islander:					0	0		
Hispanic:					0	0		



U.S. Department of Housing and Urban Development  
Office of Community Planning and Development  
Integrated Disbursement and Information System  
CDBG Activity Summary Report (GPR) for Program Year 2019  
FAIRFAX COUNTY

Date: 30-Oct-2020

Time: 9:44

Page: 4

**Total:** 0 0 0 0 0 0 0 0

Female-headed Households: 0

*Income Category:*

	<b>Owner</b>	<b>Renter</b>	<b>Total</b>	<b>Person</b>
Extremely Low			0	
Low Mod			0	
Moderate			0	
Non Low Moderate			0	
Total	0	0	0	0
Percent Low/Mod				

**Annual Accomplishments**

No data returned for this view. This might be because the applied filter excludes all data.





U.S. Department of Housing and Urban Development  
 Office of Community Planning and Development  
 Integrated Disbursement and Information System  
 CDBG Activity Summary Report (GPR) for Program Year 2019  
 FAIRFAX COUNTY

Date: 30-Oct-2020  
 Time: 9:44  
 Page: 5

**PGM Year:** 2018  
**Project:** 0012 - Relocation Program  
**IDIS Activity:** 1250 - Relocation Program

**Status:** Open  
**Location:** Address Suppressed

**Objective:** Provide decent affordable housing  
**Outcome:** Affordability  
**Matrix Code:** Relocation (08)

**National Objective:** LMH

**Initial Funding Date:** 11/15/2019

**Description:**

Provision of relocation benefits to residents of FCRHA-owned property as needed to facilitate rehabilitation of housing units. Funding may also be used to support staff to provide federally mandated relocation and advisory services or reviews and technical assistance for CDBG and HOME funded non-profit development.

**Financing**

	Fund Type	Grant Year	Grant	Funded Amount	Drawn In Program Year	Drawn Thru Program Year
CDBG	EN	2018	B18UC510001	\$170,750.00	\$137,895.80	\$137,895.80
		2019	B19UC510001	\$306,869.24	\$0.00	\$0.00
	PI			\$43,130.76	\$43,130.76	\$43,130.76
<b>Total</b>	<b>Total</b>			<b>\$520,750.00</b>	<b>\$181,026.56</b>	<b>\$181,026.56</b>

**Proposed Accomplishments**

Households (General) : 50

**Actual Accomplishments**

Number assisted:

	Owner		Renter		Total		Person	
	Total	Hispanic	Total	Hispanic	Total	Hispanic	Total	Hispanic
White:	0	0	6	4	6	4	0	0
Black/African American:	0	0	30	1	30	1	0	0
Asian:	0	0	6	0	6	0	0	0
American Indian/Alaskan Native:	0	0	0	0	0	0	0	0
Native Hawaiian/Other Pacific Islander:	0	0	0	0	0	0	0	0
American Indian/Alaskan Native & White:	0	0	0	0	0	0	0	0
Asian White:	0	0	0	0	0	0	0	0
Black/African American & White:	0	0	0	0	0	0	0	0
American Indian/Alaskan Native & Black/African American:	0	0	0	0	0	0	0	0
Other multi-racial:	0	0	1	1	1	1	0	0
Asian/Pacific Islander:	0	0	0	0	0	0	0	0
Hispanic:	0	0	0	0	0	0	0	0



U.S. Department of Housing and Urban Development  
 Office of Community Planning and Development  
 Integrated Disbursement and Information System  
 CDBG Activity Summary Report (GPR) for Program Year 2019  
 FAIRFAX COUNTY

Date: 30-Oct-2020  
 Time: 9:44  
 Page: 6

**Total:** 0 0 43 6 43 6 0 0

Female-headed Households: 0 28 28

*Income Category:*

	Owner	Renter	Total	Person
Extremely Low	0	20	20	0
Low Mod	0	9	9	0
Moderate	0	7	7	0
Non Low Moderate	0	7	7	0
Total	0	43	43	0
Percent Low/Mod		83.7%	83.7%	

**Annual Accomplishments**

Years	Accomplishment Narrative	# Benefiting
2019	Provision of relocation benefits residents of FCRHA-owned property as needed to facilitate rehabilitation of housing units. During current program year, 43 total households were successfully relocated both temporarily and permanently. Additional beneficiary households that are successfully relocated shall be reported in program year 2020.	



U.S. Department of Housing and Urban Development  
 Office of Community Planning and Development  
 Integrated Disbursement and Information System  
 CDBG Activity Summary Report (GPR) for Program Year 2019  
 FAIRFAX COUNTY

Date: 30-Oct-2020  
 Time: 9:44  
 Page: 7

**PGM Year:** 2017  
**Project:** 0008 - Home Repair for the Elderly & Community Rehabilitation Programs  
**IDIS Activity:** 1251 - Home Repair for the Elderly Program

**Status:** Completed 12/3/2019 12:00:00 AM  
**Location:** Address Suppressed  
**Objective:** Create suitable living environments  
**Outcome:** Sustainability  
**Matrix Code:** Rehabilitation Administration (14H)      **National Objective:** LMH

**Initial Funding Date:** 12/08/2017

**Description:**  
 As in past fiscal years, funding of the Home Repair for the Elderly Program (HREP) provides minor repairs at no cost to the homeowner for an estimated 100 homes of eligible low-income elderly or disabled persons.  
 The HREP provides up to one week of labor and \$500 in material expenses by the HREP crew.  
 Proposed funding provides for salaries and fringe benefits, plus related operating and equipment costs.  
 These funds are supplemented by County funds generated from payments on loans through the Home Improvement Loan Program for the costs of outside contracting and materials. In FY 2018, this project will be expanded to include a Community Rehabilitation Program to provide technical assistance, training and referral services to preserve affordable single and multi-family housing units in need of renovation to comply with local codes, to install accessibility features and/or correct other deficiencies necessary to preserve the housing and/or to prevent the occupants from experiencing homelessness.

**Financing**

	Fund Type	Grant Year	Grant	Funded Amount	Drawn In Program Year	Drawn Thru Program Year
CDBG	EN	2017	B17UC510001	\$282,508.19	\$77,692.72	\$282,508.19
	PI			\$119,006.81	\$0.00	\$119,006.81
<b>Total</b>	<b>Total</b>			<b>\$401,515.00</b>	<b>\$77,692.72</b>	<b>\$401,515.00</b>

**Proposed Accomplishments**

Housing Units : 215

**Actual Accomplishments**

*Number assisted:*

	Owner		Renter		Total		Person	
	Total	Hispanic	Total	Hispanic	Total	Hispanic	Total	Hispanic
White:	83	13	0	0	83	13	0	0
Black/African American:	21	0	0	0	21	0	0	0
Asian:	23	0	0	0	23	0	0	0
American Indian/Alaskan Native:	0	0	0	0	0	0	0	0
Native Hawaiian/Other Pacific Islander:	0	0	0	0	0	0	0	0
American Indian/Alaskan Native & White:	0	0	0	0	0	0	0	0
Asian White:	0	0	0	0	0	0	0	0
Black/African American & White:	0	0	0	0	0	0	0	0
American Indian/Alaskan Native & Black/African American:	0	0	0	0	0	0	0	0



U.S. Department of Housing and Urban Development  
 Office of Community Planning and Development  
 Integrated Disbursement and Information System  
 CDBG Activity Summary Report (GPR) for Program Year 2019  
 FAIRFAX COUNTY

Date: 30-Oct-2020  
 Time: 9:44  
 Page: 8

Other multi-racial:	3	0	0	0	3	0	0	0
Asian/Pacific Islander:	0	0	0	0	0	0	0	0
Hispanic:	0	0	0	0	0	0	0	0
<b>Total:</b>	<b>130</b>	<b>13</b>	<b>0</b>	<b>0</b>	<b>130</b>	<b>13</b>	<b>0</b>	<b>0</b>

Female-headed Households: 91 0 91

*Income Category:*

	Owner	Renter	Total	Person
Extremely Low	115	0	115	0
Low Mod	15	0	15	0
Moderate	0	0	0	0
Non Low Moderate	0	0	0	0
Total	130	0	130	0
Percent Low/Mod	100.0%		100.0%	

**Annual Accomplishments**

Years	Accomplishment Narrative	# Benefitting
2017	A total of 130 unduplicated households were served by the Home Repair for the Elderly Program in HUD FY 2017/County FY 2018. The average income served in FY 2018 was \$25,747.	



U.S. Department of Housing and Urban Development  
 Office of Community Planning and Development  
 Integrated Disbursement and Information System  
 CDBG Activity Summary Report (GPR) for Program Year 2019  
 FAIRFAX COUNTY

Date: 30-Oct-2020  
 Time: 9:44  
 Page: 9

**PGM Year:** 2017  
**Project:** 0007 - Targeted Public Services (CCFP)  
**IDIS Activity:** 1257 - WHDC Building for the Future

**Status:** Completed 8/14/2019 12:00:00 AM  
**Location:** Address Suppressed  
**Objective:** Create economic opportunities  
**Outcome:** Sustainability  
**Matrix Code:** Youth Services (05D)

**National Objective:** LMC

**Initial Funding Date:** 08/17/2017

**Description:**  
 The program provides comprehensive "Thresholds" services for children and youth residents of a low-income housing community, to (1) improve "Kindergarten Readiness" for at-risk pre-school aged children and(2)improve academic performance by school aged children and youth in core subject areas.

**Financing**

	Fund Type	Grant Year	Grant	Funded Amount	Drawn In Program Year	Drawn Thru Program Year
CDBG	EN	2017	B17UC510001	\$185,167.00	\$0.00	\$185,167.00
<b>Total</b>	<b>Total</b>			<b>\$185,167.00</b>	<b>\$0.00</b>	<b>\$185,167.00</b>

**Proposed Accomplishments**

People (General) : 45

**Actual Accomplishments**

Number assisted:

	Owner		Renter		Total		Person	
	Total	Hispanic	Total	Hispanic	Total	Hispanic	Total	Hispanic
White:	0	0	0	0	0	0		0
Black/African American:	0	0	0	0	0	0	61	0
Asian:	0	0	0	0	0	0	0	0
American Indian/Alaskan Native:	0	0	0	0	0	0	0	0
Native Hawaiian/Other Pacific Islander:	0	0	0	0	0	0	0	0
American Indian/Alaskan Native & White:	0	0	0	0	0	0	0	0
Asian White:	0	0	0	0	0	0	0	0
Black/African American & White:	0	0	0	0	0	0	0	0
American Indian/Alaskan Native & Black/African American:	0	0	0	0	0	0	0	0
Other multi-racial:	0	0	0	0	0	0	21	21
Asian/Pacific Islander:	0	0	0	0	0	0	0	0
Hispanic:	0	0	0	0	0	0	0	0
<b>Total:</b>	<b>0</b>	<b>0</b>	<b>0</b>	<b>0</b>	<b>0</b>	<b>0</b>	<b>82</b>	<b>21</b>
Female-headed Households:	0		0		0			



U.S. Department of Housing and Urban Development  
Office of Community Planning and Development  
Integrated Disbursement and Information System  
CDBG Activity Summary Report (GPR) for Program Year 2019  
FAIRFAX COUNTY

Date: 30-Oct-2020

Time: 9:44

Page: 10

*Income Category:*

	<b>Owner</b>	<b>Renter</b>	<b>Total</b>	<b>Person</b>
Extremely Low	0	0	0	19
Low Mod	0	0	0	62
Moderate	0	0	0	0
Non Low Moderate	0	0	0	1
Total	0	0	0	82
Percent Low/Mod				98.8%

**Annual Accomplishments**

<b>Years</b>	<b>Accomplishment Narrative</b>	<b># Benefitting</b>
2017		



U.S. Department of Housing and Urban Development  
 Office of Community Planning and Development  
 Integrated Disbursement and Information System  
 CDBG Activity Summary Report (GPR) for Program Year 2019  
 FAIRFAX COUNTY

Date: 30-Oct-2020  
 Time: 9:44  
 Page: 11

**PGM Year:** 2016  
**Project:** 0016 - HOME/CDBG Affordable Housing Request For Proposals  
**IDIS Activity:** 1270 - Cornerstones Scattered Site Rehab 32

**Status:** Completed 7/16/2019 11:44:03 AM  
**Location:** Address Suppressed  
**Objective:** Provide decent affordable housing  
**Outcome:** Sustainability  
**Matrix Code:** Rehab; Single-Unit Residential (14A)      **National Objective:** LMH

**Initial Funding Date:** 05/06/2019

**Description:**  
 Rehabilitation of 32 scattered site units located across Fairfax County that currently house low and moderate income tenant families with incomes at or below 50% AMI.

**Financing**

	Fund Type	Grant Year	Grant	Funded Amount	Drawn In Program Year	Drawn Thru Program Year
CDBG	PI			\$146,520.00	\$0.00	\$146,520.00
<b>Total</b>	<b>Total</b>			<b>\$146,520.00</b>	<b>\$0.00</b>	<b>\$146,520.00</b>

**Proposed Accomplishments**

Housing Units : 32

**Actual Accomplishments**

*Number assisted:*

	Owner		Renter		Total		Person	
	Total	Hispanic	Total	Hispanic	Total	Hispanic	Total	Hispanic
White:	0	0	7	2	7	2	0	0
Black/African American:	0	0	19	2	19	2	0	0
Asian:	0	0	3	1	3	1	0	0
American Indian/Alaskan Native:	0	0	0	0	0	0	0	0
Native Hawaiian/Other Pacific Islander:	0	0	0	0	0	0	0	0
American Indian/Alaskan Native & White:	0	0	0	0	0	0	0	0
Asian White:	0	0	0	0	0	0	0	0
Black/African American & White:	0	0	2	0	2	0	0	0
American Indian/Alaskan Native & Black/African American:	0	0	0	0	0	0	0	0
Other multi-racial:	0	0	1	0	1	0	0	0
Asian/Pacific Islander:	0	0	0	0	0	0	0	0
Hispanic:	0	0	0	0	0	0	0	0
<b>Total:</b>	<b>0</b>	<b>0</b>	<b>32</b>	<b>5</b>	<b>32</b>	<b>5</b>	<b>0</b>	<b>0</b>
Female-headed Households:	0		27		27			



U.S. Department of Housing and Urban Development  
Office of Community Planning and Development  
Integrated Disbursement and Information System  
CDBG Activity Summary Report (GPR) for Program Year 2019  
FAIRFAX COUNTY

Date: 30-Oct-2020  
Time: 9:44  
Page: 12

*Income Category:*

	<b>Owner</b>	<b>Renter</b>	<b>Total</b>	<b>Person</b>
Extremely Low	0	0	0	0
Low Mod	0	32	32	0
Moderate	0	0	0	0
Non Low Moderate	0	0	0	0
Total	0	32	32	0
Percent Low/Mod		100.0%	100.0%	

**Annual Accomplishments**

<b>Years</b>	<b>Accomplishment Narrative</b>	<b># Benefitting</b>
2018	Rehabilitation of 32 scattered site units located across Fairfax County that currently house low and moderate income tenant families with incomes at or below 50% AMI.	





U.S. Department of Housing and Urban Development  
 Office of Community Planning and Development  
 Integrated Disbursement and Information System  
 CDBG Activity Summary Report (GPR) for Program Year 2019  
 FAIRFAX COUNTY

Date: 30-Oct-2020  
 Time: 9:44  
 Page: 13

**PGM Year:** 2018  
**Project:** 0001 - Section 108 Loan Payments  
**IDIS Activity:** 1280 - Section 108 Loan Payments  
**Status:** Completed 11/18/2019 12:00:00 AM  
**Location:** ,

**Objective:**  
**Outcome:**  
**Matrix Code:** Planned Repayment of Section 108  
 Loan Principal (19F) **National Objective:**

**Initial Funding Date:** 10/30/2018

**Description:**

The funding will be used to make annual payments on four loans under Section 108 of the Housing and Community Development Act of 1974, as amended. The loan proceeds have been used by the FCRHA for affordable housing development and preservation, reconstruction of Washington Plaza in Reston and Olley Glen, and road and storm drainage improvements in five Conservation Areas (Bailey's, Fairhaven, Gum Springs, James Lee, and Jefferson Manor). The loan applications were approved by the Board of Supervisors, who pledged future CDBG funds for the payment of annual interest and principal premiums due on the notes.

**Financing**

	Fund Type	Grant Year	Grant	Funded Amount	Drawn In Program Year	Drawn Thru Program Year
CDBG	EN	2018	B18UC510001	\$1,099,480.25	\$0.00	\$1,099,480.25
<b>Total</b>	<b>Total</b>			<b>\$1,099,480.25</b>	<b>\$0.00</b>	<b>\$1,099,480.25</b>

**Proposed Accomplishments**

**Actual Accomplishments**

*Number assisted:*

	<b>Owner</b>		<b>Renter</b>		<b>Total</b>		<b>Person</b>	
	Total	Hispanic	Total	Hispanic	Total	Hispanic	Total	Hispanic
White:					0	0		
Black/African American:					0	0		
Asian:					0	0		
American Indian/Alaskan Native:					0	0		
Native Hawaiian/Other Pacific Islander:					0	0		
American Indian/Alaskan Native & White:					0	0		
Asian White:					0	0		
Black/African American & White:					0	0		
American Indian/Alaskan Native & Black/African American:					0	0		
Other multi-racial:					0	0		
Asian/Pacific Islander:					0	0		
Hispanic:					0	0		
<b>Total:</b>	<b>0</b>	<b>0</b>	<b>0</b>	<b>0</b>	<b>0</b>	<b>0</b>	<b>0</b>	<b>0</b>



U.S. Department of Housing and Urban Development  
Office of Community Planning and Development  
Integrated Disbursement and Information System  
CDBG Activity Summary Report (GPR) for Program Year 2019  
FAIRFAX COUNTY

Date: 30-Oct-2020  
Time: 9:44  
Page: 14

Female-headed Households:

0

*Income Category:*

	<b>Owner</b>	<b>Renter</b>	<b>Total</b>	<b>Person</b>
Extremely Low			0	
Low Mod			0	
Moderate			0	
Non Low Moderate			0	
Total	0	0	0	0
Percent Low/Mod				

**Annual Accomplishments**

No data returned for this view. This might be because the applied filter excludes all data.



U.S. Department of Housing and Urban Development  
 Office of Community Planning and Development  
 Integrated Disbursement and Information System  
 CDBG Activity Summary Report (GPR) for Program Year 2019  
 FAIRFAX COUNTY

Date: 30-Oct-2020  
 Time: 9:44  
 Page: 15

**PGM Year:** 2018  
**Project:** 0002 - Fair Housing  
**IDIS Activity:** 1281 - Fair Housing  
**Status:** Open  
**Location:** ,

**Objective:**  
**Outcome:**  
**Matrix Code:** Fair Housing Activities (subject to 20% Admin Cap) (21D)      **National Objective:**

**Initial Funding Date:** 10/30/2018

**Description:**  
 The funding will be used by the County's Office of Human Rights and Equity Programs to support fair housing testing performed by contractors, fair housing outreach and education activities, and investigations of fair housing complaints.  
 In addition, funds will be used in FY 2019 for activities that affirmatively further fair housing for FCRHA clients and tenants.

**Financing**

	Fund Type	Grant Year	Grant	Funded Amount	Drawn In Program Year	Drawn Thru Program Year
CDBG	EN	2018	B18UC510001	\$39,456.65	\$0.00	\$0.00
	PI			\$78,802.02	\$64,061.21	\$64,061.21
<b>Total</b>	<b>Total</b>			<b>\$118,258.67</b>	<b>\$64,061.21</b>	<b>\$64,061.21</b>

**Proposed Accomplishments**

**Actual Accomplishments**

*Number assisted:*

	Owner		Renter		Total		Person	
	Total	Hispanic	Total	Hispanic	Total	Hispanic	Total	Hispanic
White:					0	0		
Black/African American:					0	0		
Asian:					0	0		
American Indian/Alaskan Native:					0	0		
Native Hawaiian/Other Pacific Islander:					0	0		
American Indian/Alaskan Native & White:					0	0		
Asian White:					0	0		
Black/African American & White:					0	0		
American Indian/Alaskan Native & Black/African American:					0	0		
Other multi-racial:					0	0		
Asian/Pacific Islander:					0	0		
Hispanic:					0	0		
<b>Total:</b>	<b>0</b>	<b>0</b>	<b>0</b>	<b>0</b>	<b>0</b>	<b>0</b>	<b>0</b>	<b>0</b>



U.S. Department of Housing and Urban Development  
Office of Community Planning and Development  
Integrated Disbursement and Information System  
CDBG Activity Summary Report (GPR) for Program Year 2019  
FAIRFAX COUNTY

Date: 30-Oct-2020  
Time: 9:44  
Page: 16

Female-headed Households:

0

*Income Category:*

	<b>Owner</b>	<b>Renter</b>	<b>Total</b>	<b>Person</b>
Extremely Low			0	
Low Mod			0	
Moderate			0	
Non Low Moderate			0	
Total	0	0	0	0
Percent Low/Mod				

**Annual Accomplishments**

No data returned for this view. This might be because the applied filter excludes all data.



U.S. Department of Housing and Urban Development  
 Office of Community Planning and Development  
 Integrated Disbursement and Information System  
 CDBG Activity Summary Report (GPR) for Program Year 2019  
 FAIRFAX COUNTY

Date: 30-Oct-2020  
 Time: 9:44  
 Page: 17

**PGM Year:** 2018  
**Project:** 0003 - Planning  
**IDIS Activity:** 1282 - Planning

**Status:** Open  
**Location:** ,

**Objective:**  
**Outcome:**  
**Matrix Code:** Planning (20)

**National Objective:**

**Initial Funding Date:** 06/27/2019

**Description:**

The funding will continue to be used to support the planning and implementation of the County's housing and community development programs. The funding of this project is required to meet CDBG and HOME regulations and local procedures, prepare and process the County's Consolidated Plan and related citizen participation and public input processes, prepare community plans, and implement housing and community development programs, as well as identify and pursue funding sources to match and leverage entitlement funding. Planning will include FCRHA activities to affirmatively further fair housing.

**Financing**

	Fund Type	Grant Year	Grant	Funded Amount	Drawn In Program Year	Drawn Thru Program Year
CDBG	EN	2018	B18UC510001	\$225,887.43	\$154,531.31	\$154,531.31
	PI			\$98,660.57	\$87,456.02	\$87,456.02
<b>Total</b>	<b>Total</b>			<b>\$324,548.00</b>	<b>\$241,987.33</b>	<b>\$241,987.33</b>

**Proposed Accomplishments**

**Actual Accomplishments**

*Number assisted:*

	<b>Owner</b>		<b>Renter</b>		<b>Total</b>		<b>Person</b>	
	Total	Hispanic	Total	Hispanic	Total	Hispanic	Total	Hispanic
White:					0	0		
Black/African American:					0	0		
Asian:					0	0		
American Indian/Alaskan Native:					0	0		
Native Hawaiian/Other Pacific Islander:					0	0		
American Indian/Alaskan Native & White:					0	0		
Asian White:					0	0		
Black/African American & White:					0	0		
American Indian/Alaskan Native & Black/African American:					0	0		
Other multi-racial:					0	0		
Asian/Pacific Islander:					0	0		
Hispanic:					0	0		



U.S. Department of Housing and Urban Development  
Office of Community Planning and Development  
Integrated Disbursement and Information System  
CDBG Activity Summary Report (GPR) for Program Year 2019  
FAIRFAX COUNTY

Date: 30-Oct-2020  
Time: 9:44  
Page: 18

**Total:** 0 0 0 0 0 0 0 0


Female-headed Households: 0

*Income Category:*

	Owner	Renter	Total	Person
Extremely Low			0	
Low Mod			0	
Moderate			0	
Non Low Moderate			0	
Total	0	0	0	0
Percent Low/Mod				

**Annual Accomplishments**

No data returned for this view. This might be because the applied filter excludes all data.



U.S. Department of Housing and Urban Development  
 Office of Community Planning and Development  
 Integrated Disbursement and Information System  
 CDBG Activity Summary Report (GPR) for Program Year 2019  
 FAIRFAX COUNTY

Date: 30-Oct-2020  
 Time: 9:44  
 Page: 19

**PGM Year:** 2018  
**Project:** 0004 - General Administration  
**IDIS Activity:** 1283 - General Administration  
**Status:** Completed 6/4/2020 12:00:00 AM  
**Location:** .

**Objective:**  
**Outcome:**  
**Matrix Code:** General Program Administration (21A)      **National Objective:**

**Initial Funding Date:** 10/30/2018

**Description:**

Funding for the general administration of the County's CDBG and HOME-funded programs and projects, as well as projects funded under the Section 108 and Economic Development Initiative.

Funding provides for administration of housing and community development programs and projects, including contract management for projects and programs funded through the Consolidated Community Funding Pool, required local, state, and federal reports and preparation of documents, provision of technical assistance, financial management, and administrative and professional support to the CCFAC and various citizen participation processes.

General Administration will include FCRHA activities that will affirmatively further fair housing.

Funding provides for salaries and fringe benefits plus related operating costs.

**Financing**

	Fund Type	Grant Year	Grant	Funded Amount	Drawn In Program Year	Drawn Thru Program Year
CDBG	EN	2018	B18UC510001	\$149,975.48	\$149,975.48	\$149,975.48
	PI			\$520,079.52	\$192,338.66	\$520,079.52
<b>Total</b>	<b>Total</b>			<b>\$670,055.00</b>	<b>\$342,314.14</b>	<b>\$670,055.00</b>

**Proposed Accomplishments**

**Actual Accomplishments**

*Number assisted:*

	<b>Owner</b>		<b>Renter</b>		<b>Total</b>		<b>Person</b>	
	Total	Hispanic	Total	Hispanic	Total	Hispanic	Total	Hispanic
White:					0	0		
Black/African American:					0	0		
Asian:					0	0		
American Indian/Alaskan Native:					0	0		
Native Hawaiian/Other Pacific Islander:					0	0		
American Indian/Alaskan Native & White:					0	0		
Asian White:					0	0		
Black/African American & White:					0	0		
American Indian/Alaskan Native & Black/African American:					0	0		
Other multi-racial:					0	0		
Asian/Pacific Islander:					0	0		



U.S. Department of Housing and Urban Development  
 Office of Community Planning and Development  
 Integrated Disbursement and Information System  
 CDBG Activity Summary Report (GPR) for Program Year 2019  
 FAIRFAX COUNTY

Date: 30-Oct-2020  
 Time: 9:44  
 Page: 20

Hispanic: 0 0  
**Total:** 0 0 0 0 0 0 0 0

Female-headed Households: 0

*Income Category:*

	Owner	Renter	Total	Person
Extremely Low			0	
Low Mod			0	
Moderate			0	
Non Low Moderate			0	
<b>Total</b>	0	0	0	0
Percent Low/Mod				

**Annual Accomplishments**

No data returned for this view. This might be because the applied filter excludes all data.





U.S. Department of Housing and Urban Development  
 Office of Community Planning and Development  
 Integrated Disbursement and Information System  
 CDBG Activity Summary Report (GPR) for Program Year 2019  
 FAIRFAX COUNTY

Date: 30-Oct-2020  
 Time: 9:44  
 Page: 21

**PGM Year:** 2018  
**Project:** 0007 - Targeted Public Services (CCFP)  
**IDIS Activity:** 1285 - WHDC Building for the Future

**Status:** Completed 8/24/2020 12:00:00 AM  
**Location:** Address Suppressed

**Objective:** Create economic opportunities  
**Outcome:** Sustainability  
**Matrix Code:** Youth Services (05D)

**National Objective:** LMC

**Initial Funding Date:** 11/16/2018

**Description:**

The program provides comprehensive "Thresholds" services for children and youth residents of a low-income housing community, to (1) improve "Kindergarten Readiness" for at-risk pre-school aged children and(2)improve academic performance by school aged children and youth in core subject areas.

**Financing**

	Fund Type	Grant Year	Grant	Funded Amount	Drawn In Program Year	Drawn Thru Program Year
CDBG	EN	2018	B18UC510001	\$146,094.75	\$0.00	\$146,094.75
	PI			\$45,024.16	\$0.00	\$45,024.16
<b>Total</b>	<b>Total</b>			<b>\$191,118.91</b>	<b>\$0.00</b>	<b>\$191,118.91</b>

**Proposed Accomplishments**

People (General) : 45

**Actual Accomplishments**

Number assisted:

	Owner		Renter		Total		Person	
	Total	Hispanic	Total	Hispanic	Total	Hispanic	Total	Hispanic
White:	0	0	0	0	0	0	0	0
Black/African American:	0	0	0	0	0	0	60	0
Asian:	0	0	0	0	0	0	0	0
American Indian/Alaskan Native:	0	0	0	0	0	0	0	0
Native Hawaiian/Other Pacific Islander:	0	0	0	0	0	0	0	0
American Indian/Alaskan Native & White:	0	0	0	0	0	0	0	0
Asian White:	0	0	0	0	0	0	0	0
Black/African American & White:	0	0	0	0	0	0	0	0
American Indian/Alaskan Native & Black/African American:	0	0	0	0	0	0	0	0
Other multi-racial:	0	0	0	0	0	0	63	16
Asian/Pacific Islander:	0	0	0	0	0	0	0	0
Hispanic:	0	0	0	0	0	0	0	0
<b>Total:</b>	<b>0</b>	<b>0</b>	<b>0</b>	<b>0</b>	<b>0</b>	<b>0</b>	<b>123</b>	<b>16</b>





U.S. Department of Housing and Urban Development  
 Office of Community Planning and Development  
 Integrated Disbursement and Information System  
 CDBG Activity Summary Report (GPR) for Program Year 2019  
 FAIRFAX COUNTY

Date: 30-Oct-2020  
 Time: 9:44  
 Page: 23

**PGM Year:** 2018  
**Project:** 0007 - Targeted Public Services (CCFP)  
**IDIS Activity:** 1286 - WHDC Building Communities of Promise

**Status:** Completed 6/28/2019 12:00:00 AM  
**Location:** Address Suppressed

**Objective:** Create suitable living environments  
**Outcome:** Sustainability  
**Matrix Code:** Senior Services (05A)

**National Objective:** LMC

**Initial Funding Date:** 11/16/2018

**Description:**

The program provides supportive services for seniors and persons living with disabilities to help them (1) stabilize or improve their physical and behavioral health, and (2) transition from government safety net services.

**Financing**

	Fund Type	Grant Year	Grant	Funded Amount	Drawn In Program Year	Drawn Thru Program Year
CDBG	EN	2018	B18UC510001	\$158,541.92	\$0.00	\$158,541.92
	PI			\$49,714.47	\$19,498.74	\$49,714.47
<b>Total</b>	<b>Total</b>			<b>\$208,256.39</b>	<b>\$19,498.74</b>	<b>\$208,256.39</b>

**Proposed Accomplishments**

People (General) : 113

**Actual Accomplishments**

Number assisted:

	Owner		Renter		Total		Person	
	Total	Hispanic	Total	Hispanic	Total	Hispanic	Total	Hispanic
White:	0	0	0	0	0	0	82	4
Black/African American:	0	0	0	0	0	0	30	2
Asian:	0	0	0	0	0	0	46	2
American Indian/Alaskan Native:	0	0	0	0	0	0	0	0
Native Hawaiian/Other Pacific Islander:	0	0	0	0	0	0	0	0
American Indian/Alaskan Native & White:	0	0	0	0	0	0	0	0
Asian White:	0	0	0	0	0	0	0	0
Black/African American & White:	0	0	0	0	0	0	0	0
American Indian/Alaskan Native & Black/African American:	0	0	0	0	0	0	0	0
Other multi-racial:	0	0	0	0	0	0	17	1
Asian/Pacific Islander:	0	0	0	0	0	0	0	0
Hispanic:	0	0	0	0	0	0	0	0
<b>Total:</b>	<b>0</b>	<b>0</b>	<b>0</b>	<b>0</b>	<b>0</b>	<b>0</b>	<b>175</b>	<b>9</b>



U.S. Department of Housing and Urban Development  
 Office of Community Planning and Development  
 Integrated Disbursement and Information System  
 CDBG Activity Summary Report (GPR) for Program Year 2019  
 FAIRFAX COUNTY

Date: 30-Oct-2020  
 Time: 9:44  
 Page: 24

Female-headed Households: 0 0 0

<i>Income Category:</i>	<b>Owner</b>	<b>Renter</b>	<b>Total</b>	<b>Person</b>
Extremely Low	0	0	0	131
Low Mod	0	0	0	44
Moderate	0	0	0	0
Non Low Moderate	0	0	0	0
Total	0	0	0	175
Percent Low/Mod				100.0%

**Annual Accomplishments**

<b>Years</b>	<b>Accomplishment Narrative</b>	<b># Benefitting</b>
2018	The program provided free on-site exercise classes and workshops on hearing assistance technology and fall prevention. On-site services to support self-sufficiency included ESL and computer classes. Social and recreational activities included a field trip, coffee hours, gaming & coloring events and art therapy. On request, clients received assistance and referrals for clothing/shoe vouchers, bill payment, social security, Meals-on-Wheels and food subsidies, taxi vouchers and transportation assistance volunteers, wheelchair repair, Medicaid/Medicare benefits, financial assistance for medical and utility bills, identity theft and wireless services.	



U.S. Department of Housing and Urban Development  
 Office of Community Planning and Development  
 Integrated Disbursement and Information System  
 CDBG Activity Summary Report (GPR) for Program Year 2019  
 FAIRFAX COUNTY

Date: 30-Oct-2020  
 Time: 9:44  
 Page: 25

**PGM Year:** 2018  
**Project:** 0007 - Targeted Public Services (CCFP)  
**IDIS Activity:** 1287 - WHDC Promising Futures

**Status:** Completed 8/27/2019 12:00:00 AM  
**Location:** Address Suppressed

**Objective:** Create economic opportunities  
**Outcome:** Sustainability  
**Matrix Code:** Employment Training (05H)

**National Objective:** LMC

**Initial Funding Date:** 11/16/2018

**Description:**

The program provides comprehensive for adults to help improve life skills and employment income.

**Financing**

	Fund Type	Grant Year	Grant	Funded Amount	Drawn In Program Year	Drawn Thru Program Year
CDBG	EN	2018	B18UC510001	\$27,292.00	\$13,646.00	\$27,292.00
<b>Total</b>	<b>Total</b>			<b>\$27,292.00</b>	<b>\$13,646.00</b>	<b>\$27,292.00</b>

**Proposed Accomplishments**

People (General) : 90

**Actual Accomplishments**

Number assisted:

	Owner		Renter		Total		Person	
	Total	Hispanic	Total	Hispanic	Total	Hispanic	Total	Hispanic
White:	0	0	0	0	0	0	23	0
Black/African American:	0	0	0	0	0	0	153	0
Asian:	0	0	0	0	0	0	11	0
American Indian/Alaskan Native:	0	0	0	0	0	0	7	0
Native Hawaiian/Other Pacific Islander:	0	0	0	0	0	0	0	0
American Indian/Alaskan Native & White:	0	0	0	0	0	0	0	0
Asian White:	0	0	0	0	0	0	0	0
Black/African American & White:	0	0	0	0	0	0	0	0
American Indian/Alaskan Native & Black/African American:	0	0	0	0	0	0	0	0
Other multi-racial:	0	0	0	0	0	0	293	235
Asian/Pacific Islander:	0	0	0	0	0	0	0	0
Hispanic:	0	0	0	0	0	0	0	0
<b>Total:</b>	<b>0</b>	<b>0</b>	<b>0</b>	<b>0</b>	<b>0</b>	<b>0</b>	<b>487</b>	<b>235</b>
Female-headed Households:	0		0		0			



U.S. Department of Housing and Urban Development  
Office of Community Planning and Development  
Integrated Disbursement and Information System  
CDBG Activity Summary Report (GPR) for Program Year 2019  
FAIRFAX COUNTY

Date: 30-Oct-2020  
Time: 9:44  
Page: 26

*Income Category:*

	<b>Owner</b>	<b>Renter</b>	<b>Total</b>	<b>Person</b>
Extremely Low	0	0	0	228
Low Mod	0	0	0	218
Moderate	0	0	0	41
Non Low Moderate	0	0	0	0
Total	0	0	0	487
Percent Low/Mod				100.0%

**Annual Accomplishments**

<b>Years</b>	<b>Accomplishment Narrative</b>	<b># Benefitting</b>
2018	The program projection that resource linkage/referral services would be provided to 200 expectations low-income immigrant residents was exceeded by the provision of services to 487 clients. Service projections also were exceeded for the provision of credentialed employment services. The program also provided ESL classes, individual employment counseling and resume building assistance.	



U.S. Department of Housing and Urban Development  
 Office of Community Planning and Development  
 Integrated Disbursement and Information System  
 CDBG Activity Summary Report (GPR) for Program Year 2019  
 FAIRFAX COUNTY

Date: 30-Oct-2020  
 Time: 9:44  
 Page: 27

**PGM Year:** 2018  
**Project:** 0007 - Targeted Public Services (CCFP)  
**IDIS Activity:** 1288 - Good Shepherd - Homes for the Working Poor, Elderly & Disabled

**Status:** Completed 9/30/2019 12:00:00 AM  
**Location:** Address Suppressed  
**Objective:** Provide decent affordable housing  
**Outcome:** Sustainability  
**Matrix Code:** Other Public Services Not Listed in 05A-05Y, 03T (05Z)      **National Objective:** LMC

**Initial Funding Date:** 11/16/2018

**Description:**  
 Financial literacy and money management training, credit counseling and/or assistance with locating and acquiring affordable housing services are provided to low-income beneficiaries.

**Financing**

	Fund Type	Grant Year	Grant	Funded Amount	Drawn In Program Year	Drawn Thru Program Year
CDBG	EN	2018	B18UC510001	\$325,672.00	\$81,418.00	\$325,672.00
<b>Total</b>	<b>Total</b>			<b>\$325,672.00</b>	<b>\$81,418.00</b>	<b>\$325,672.00</b>

**Proposed Accomplishments**

People (General) : 328

**Actual Accomplishments**

Number assisted:

	Owner		Renter		Total		Person	
	Total	Hispanic	Total	Hispanic	Total	Hispanic	Total	Hispanic
White:	0	0	0	0	0	0	28	1
Black/African American:	0	0	0	0	0	0	278	16
Asian:	0	0	0	0	0	0	0	0
American Indian/Alaskan Native:	0	0	0	0	0	0	0	0
Native Hawaiian/Other Pacific Islander:	0	0	0	0	0	0	4	0
American Indian/Alaskan Native & White:	0	0	0	0	0	0	3	0
Asian White:	0	0	0	0	0	0	0	0
Black/African American & White:	0	0	0	0	0	0	0	0
American Indian/Alaskan Native & Black/African American:	0	0	0	0	0	0	0	0
Other multi-racial:	0	0	0	0	0	0	4	0
Asian/Pacific Islander:	0	0	0	0	0	0	0	0
Hispanic:	0	0	0	0	0	0	0	0
<b>Total:</b>	<b>0</b>	<b>0</b>	<b>0</b>	<b>0</b>	<b>0</b>	<b>0</b>	<b>317</b>	<b>17</b>
Female-headed Households:	0		0		0			



U.S. Department of Housing and Urban Development  
Office of Community Planning and Development  
Integrated Disbursement and Information System  
CDBG Activity Summary Report (GPR) for Program Year 2019  
FAIRFAX COUNTY

Date: 30-Oct-2020  
Time: 9:44  
Page: 28

*Income Category:*

	<b>Owner</b>	<b>Renter</b>	<b>Total</b>	<b>Person</b>
Extremely Low	0	0	0	133
Low Mod	0	0	0	146
Moderate	0	0	0	38
Non Low Moderate	0	0	0	0
Total	0	0	0	317
Percent Low/Mod				100.0%

**Annual Accomplishments**

<b>Years</b>	<b>Accomplishment Narrative</b>	<b># Benefitting</b>
2018	This program provides safe, decent and affordable housing for low income client households that are either homeless or unable to obtain affordable housing in the open market. Approximately 20% of the new clients served this fiscal year resided in homeless shelters prior to being housed through this program. An additional 20% of the new clients resided in hotels or in overcrowded housing with others prior to entering this program, and 30% resided in housing for which they were paying unaffordable rents. Clients served under this program also received budget counseling and resource referrals for other needed services.	









U.S. Department of Housing and Urban Development  
 Office of Community Planning and Development  
 Integrated Disbursement and Information System  
 CDBG Activity Summary Report (GPR) for Program Year 2019  
 FAIRFAX COUNTY

Date: 30-Oct-2020  
 Time: 9:44  
 Page: 31

**PGM Year:** 2018  
**Project:** 0008 - Home Repair for the Elderly & Community Rehabilitation Programs  
**IDIS Activity:** 1293 - Home Repair for the Elderly Program  
**Status:** Open  
**Location:** Address Suppressed

**Objective:** Create suitable living environments  
**Outcome:** Sustainability  
**Matrix Code:** Rehabilitation Administration (14H)      **National Objective:** LMH

**Initial Funding Date:** 05/21/2019

**Description:**

As in past fiscal years, funding of the Home Repair for the Elderly Program (HREP) provides minor repairs at no cost to the homeowner for an estimated 100 homes of eligible low-income elderly or persons with disabilities. The HREP provides up to one week of labor and \$500 in material expenses by the HREP crew. Proposed funding provides for salaries and fringe benefits, plus related operating and equipment costs. These funds are supplemented by County funds generated from payments on loans through the Home Improvement Loan Program for the costs of outside contracting and materials. Funding also will be used to support the provision of technical assistance, training and referral services through the Community Rehabi

**Financing**

	Fund Type	Grant Year	Grant	Funded Amount	Drawn In Program Year	Drawn Thru Program Year
CDBG	EN	2018	B18UC510001	\$195,005.04	\$92,375.60	\$92,375.60
	PI			\$93,622.96	\$93,622.96	\$93,622.96
<b>Total</b>	<b>Total</b>			<b>\$288,628.00</b>	<b>\$185,998.56</b>	<b>\$185,998.56</b>

**Proposed Accomplishments**

Housing Units : 100

**Actual Accomplishments**

Number assisted:

	Owner		Renter		Total		Person	
	Total	Hispanic	Total	Hispanic	Total	Hispanic	Total	Hispanic
White:	72	5	0	0	72	5	0	0
Black/African American:	20	0	0	0	20	0	0	0
Asian:	18	0	0	0	18	0	0	0
American Indian/Alaskan Native:	0	0	0	0	0	0	0	0
Native Hawaiian/Other Pacific Islander:	0	0	0	0	0	0	0	0
American Indian/Alaskan Native & White:	0	0	0	0	0	0	0	0
Asian White:	0	0	0	0	0	0	0	0
Black/African American & White:	0	0	0	0	0	0	0	0
American Indian/Alaskan Native & Black/African American:	0	0	0	0	0	0	0	0
Other multi-racial:	7	0	0	0	7	0	0	0
Asian/Pacific Islander:	0	0	0	0	0	0	0	0



U.S. Department of Housing and Urban Development  
 Office of Community Planning and Development  
 Integrated Disbursement and Information System  
 CDBG Activity Summary Report (GPR) for Program Year 2019  
 FAIRFAX COUNTY

Date: 30-Oct-2020  
 Time: 9:44  
 Page: 32

Hispanic:	0	0	0	0	0	0	0	0
<b>Total:</b>	<b>117</b>	<b>5</b>	<b>0</b>	<b>0</b>	<b>117</b>	<b>5</b>	<b>0</b>	<b>0</b>
Female-headed Households:	80		0		80			
<i>Income Category:</i>								
	<b>Owner</b>	<b>Renter</b>	<b>Total</b>	<b>Person</b>				
Extremely Low	73	0	73	0				
Low Mod	30	0	30	0				
Moderate	14	0	14	0				
Non Low Moderate	0	0	0	0				
Total	117	0	117	0				
Percent Low/Mod	100.0%		100.0%					

**Annual Accomplishments**

<b>Years</b>	<b>Accomplishment Narrative</b>	<b># Benefitting</b>
2018	A total of 117 unduplicated households were served by the Home Repair for the Elderly Program in HUD FY 2018/County FY 2019. The average income served in FY 2019 was \$26,092.	



U.S. Department of Housing and Urban Development  
 Office of Community Planning and Development  
 Integrated Disbursement and Information System  
 CDBG Activity Summary Report (GPR) for Program Year 2019  
 FAIRFAX COUNTY

Date: 30-Oct-2020  
 Time: 9:44  
 Page: 33

**PGM Year:** 2018  
**Project:** 0014 - Special Needs Housing  
**IDIS Activity:** 1296 - Little River Glen Elevator Renovation

**Status:** Open  
**Location:** Address Suppressed

**Objective:** Create suitable living environments  
**Outcome:** Availability/accessibility  
**Matrix Code:** Rehab; Other Publicly-Owned Residential Buildings (14D)

**National Objective:** LMH

**Initial Funding Date:** 12/12/2018

**Description:**  
 Replacement of 4 small, residential grade elevators that exceeded their useful life with new, larger, commercial grade elevators able to accommodate an IBC stretcher. In addition to elevator replacement, some architectural modifications will be required.

**Financing**

	Fund Type	Grant Year	Grant	Funded Amount	Drawn In Program Year	Drawn Thru Program Year
CDBG	EN	Pre-2015		\$25,143.15	\$0.00	\$0.00
		2014	B14UC510001		\$25,143.15	\$25,143.15
		2017	B17UC510001	\$158,279.28	\$32,486.49	\$118,382.46
		2018	B18UC510001	\$833,293.61	\$0.00	\$0.00
	PI		\$17,095.96	\$0.00	\$17,095.96	
<b>Total</b>	<b>Total</b>			<b>\$1,033,812.00</b>	<b>\$57,629.64</b>	<b>\$160,621.57</b>

**Proposed Accomplishments**

Housing Units : 120

**Actual Accomplishments**

Number assisted:

	Owner		Renter		Total		Person	
	Total	Hispanic	Total	Hispanic	Total	Hispanic	Total	Hispanic
White:	0	0	0	0	0	0	0	0
Black/African American:	0	0	0	0	0	0	0	0
Asian:	0	0	0	0	0	0	0	0
American Indian/Alaskan Native:	0	0	0	0	0	0	0	0
Native Hawaiian/Other Pacific Islander:	0	0	0	0	0	0	0	0
American Indian/Alaskan Native & White:	0	0	0	0	0	0	0	0
Asian White:	0	0	0	0	0	0	0	0
Black/African American & White:	0	0	0	0	0	0	0	0
American Indian/Alaskan Native & Black/African American:	0	0	0	0	0	0	0	0
Other multi-racial:	0	0	0	0	0	0	0	0
Asian/Pacific Islander:	0	0	0	0	0	0	0	0



U.S. Department of Housing and Urban Development  
 Office of Community Planning and Development  
 Integrated Disbursement and Information System  
 CDBG Activity Summary Report (GPR) for Program Year 2019  
 FAIRFAX COUNTY

Date: 30-Oct-2020  
 Time: 9:44  
 Page: 34

Hispanic:	0	0	0	0	0	0	0	0
<b>Total:</b>	<b>0</b>	<b>0</b>	<b>0</b>	<b>0</b>	<b>0</b>	<b>0</b>	<b>0</b>	<b>0</b>
Female-headed Households:	0		0		0			
<i>Income Category:</i>								
	<b>Owner</b>	<b>Renter</b>	<b>Total</b>	<b>Person</b>				
Extremely Low	0	0	0	0				
Low Mod	0	0	0	0				
Moderate	0	0	0	0				
Non Low Moderate	0	0	0	0				
Total	0	0	0	0				
Percent Low/Mod								

**Annual Accomplishments**

<b>Years</b>	<b>Accomplishment Narrative</b>	<b># Benefiting</b>
2018	Architecture and engineering has been completed and construction work is anticipated to begin late Summer/early Fall of 2019.	



U.S. Department of Housing and Urban Development  
 Office of Community Planning and Development  
 Integrated Disbursement and Information System  
 CDBG Activity Summary Report (GPR) for Program Year 2019  
 FAIRFAX COUNTY

Date: 30-Oct-2020  
 Time: 9:44  
 Page: 35

**PGM Year:** 2016  
**Project:** 0016 - HOME/CDBG Affordable Housing Request For Proposals  
**IDIS Activity:** 1297 - Community Havens - Moss Drive

**Status:** Completed 3/6/2020 12:00:00 AM  
**Location:** Address Suppressed

**Objective:** Provide decent affordable housing  
**Outcome:** Availability/accessibility  
**Matrix Code:** Acquisition for Rehabilitation (14G)      **National Objective:** LMH

**Initial Funding Date:** 01/10/2019

**Description:**  
 Acquisition of 4 bedroom 2.5 bathroom single-family home to operate as affordable supportive housing for four (4) individuals with disabilities earning at or below 30% of AMI. Major renovations after acquisition will bring the property up to ADA standards and occupancy is expected around 5119.

**Financing**

	Fund Type	Grant Year	Grant	Funded Amount	Drawn In Program Year	Drawn Thru Program Year
CDBG	EN	Pre-2015		\$586,000.00	\$0.00	\$0.00
		2014	B14UC510001		\$0.00	\$586,000.00
<b>Total</b>	<b>Total</b>			<b>\$586,000.00</b>	<b>\$0.00</b>	<b>\$586,000.00</b>

**Proposed Accomplishments**

Housing Units : 4

**Actual Accomplishments**

Number assisted:

	Owner		Renter		Total		Person	
	Total	Hispanic	Total	Hispanic	Total	Hispanic	Total	Hispanic
White:	0	0	0	0	0	0	0	0
Black/African American:	0	0	2	0	2	0	0	0
Asian:	0	0	0	0	0	0	0	0
American Indian/Alaskan Native:	0	0	0	0	0	0	0	0
Native Hawaiian/Other Pacific Islander:	0	0	0	0	0	0	0	0
American Indian/Alaskan Native & White:	0	0	0	0	0	0	0	0
Asian White:	0	0	0	0	0	0	0	0
Black/African American & White:	0	0	0	0	0	0	0	0
American Indian/Alaskan Native & Black/African American:	0	0	0	0	0	0	0	0
Other multi-racial:	0	0	2	1	2	1	0	0
Asian/Pacific Islander:	0	0	0	0	0	0	0	0
Hispanic:	0	0	0	0	0	0	0	0
<b>Total:</b>	<b>0</b>	<b>0</b>	<b>4</b>	<b>1</b>	<b>4</b>	<b>1</b>	<b>0</b>	<b>0</b>



U.S. Department of Housing and Urban Development  
 Office of Community Planning and Development  
 Integrated Disbursement and Information System  
 CDBG Activity Summary Report (GPR) for Program Year 2019  
 FAIRFAX COUNTY

Date: 30-Oct-2020  
 Time: 9:44  
 Page: 36

Female-headed Households: 0 0 0

*Income Category:*

	Owner	Renter	Total	Person
Extremely Low	0	4	4	0
Low Mod	0	0	0	0
Moderate	0	0	0	0
Non Low Moderate	0	0	0	0
Total	0	4	4	0
Percent Low/Mod		100.0%	100.0%	

**Annual Accomplishments**

Years	Accomplishment Narrative	# Benefitting
2018	A 4 bedroom/2.5 bathroom single-family home was acquired to be operated as affordable supportive housing. Major renovations have brought the property up to ADA standards and will be occupied by up to four (4) individuals with disabilities earning at or below 30% of AMI.	
2019	A 4 bedroom/2.5 bathroom single-family home has been acquired to be operated as affordable supportive housing for four (4) individuals with disabilities earning at or below 30% of AMI. Major renovations after acquisition that will bring the property up to ADA standards have been completed and occupancy is expected in early County FY 2020.	





U.S. Department of Housing and Urban Development  
 Office of Community Planning and Development  
 Integrated Disbursement and Information System  
 CDBG Activity Summary Report (GPR) for Program Year 2019  
 FAIRFAX COUNTY

Date: 30-Oct-2020  
 Time: 9:44  
 Page: 37

**PGM Year:** 2018  
**Project:** 0016 - CDBG/HOME Affordable Housing Request for Proposals  
**IDIS Activity:** 1300 - Marian Homes - Apache Street

**Status:** Completed 8/28/2019 12:00:00 AM  
**Location:** Address Suppressed

**Objective:** Provide decent affordable housing  
**Outcome:** Affordability  
**Matrix Code:** Acquisition for Rehabilitation (14G)

**National Objective:** LMH

**Initial Funding Date:** 02/06/2019

**Description:**

Acquisition of a 5 bedroom 3 bath single-family house to provide housing to five (5) adult individuals with severe intellectual disabilities with incomes at or below 30 percent of AMI. Supportive services provided by Chimes of Virginia. Major renovations funded by Marian Homes will bring property up to ADA, Section 504 and Energy Star standards.

**Financing**

	Fund Type	Grant Year	Grant	Funded Amount	Drawn In Program Year	Drawn Thru Program Year
CDBG	EN	Pre-2015		\$450,000.00	\$0.00	\$0.00
		2014	B14UC510001		\$0.00	\$450,000.00
<b>Total</b>	<b>Total</b>			<b>\$450,000.00</b>	<b>\$0.00</b>	<b>\$450,000.00</b>

**Proposed Accomplishments**

Housing Units : 5

**Actual Accomplishments**

Number assisted:

	Owner		Renter		Total		Person	
	Total	Hispanic	Total	Hispanic	Total	Hispanic	Total	Hispanic
White:	0	0	4	0	4	0	0	0
Black/African American:	0	0	1	0	1	0	0	0
Asian:	0	0	0	0	0	0	0	0
American Indian/Alaskan Native:	0	0	0	0	0	0	0	0
Native Hawaiian/Other Pacific Islander:	0	0	0	0	0	0	0	0
American Indian/Alaskan Native & White:	0	0	0	0	0	0	0	0
Asian White:	0	0	0	0	0	0	0	0
Black/African American & White:	0	0	0	0	0	0	0	0
American Indian/Alaskan Native & Black/African American:	0	0	0	0	0	0	0	0
Other multi-racial:	0	0	0	0	0	0	0	0
Asian/Pacific Islander:	0	0	0	0	0	0	0	0
Hispanic:	0	0	0	0	0	0	0	0
<b>Total:</b>	<b>0</b>	<b>0</b>	<b>5</b>	<b>0</b>	<b>5</b>	<b>0</b>	<b>0</b>	<b>0</b>



U.S. Department of Housing and Urban Development  
 Office of Community Planning and Development  
 Integrated Disbursement and Information System  
 CDBG Activity Summary Report (GPR) for Program Year 2019  
 FAIRFAX COUNTY

Date: 30-Oct-2020  
 Time: 9:44  
 Page: 38

Female-headed Households:

0                      0                      0

*Income Category:*

	Owner	Renter	Total	Person
Extremely Low	0	5	5	0
Low Mod	0	0	0	0
Moderate	0	0	0	0
Non Low Moderate	0	0	0	0
Total	0	5	5	0
Percent Low/Mod		100.0%	100.0%	

**Annual Accomplishments**

Years	Accomplishment Narrative	# Benefitting
2018	Acquisition of a 5 bedroom/3 bath single-family house has been acquired and major renovations funded by Marian Homes has brought the property up to ADA, Section 504 and Energy Star standards.	
2019	Five (5) adult individuals with severe intellectual disabilities with incomes at or below 30 percent of AMI began occupancy on 8/19/2019.	





U.S. Department of Housing and Urban Development  
 Office of Community Planning and Development  
 Integrated Disbursement and Information System  
 CDBG Activity Summary Report (GPR) for Program Year 2019  
 FAIRFAX COUNTY

Date: 30-Oct-2020  
 Time: 9:44  
 Page: 40

**PGM Year:** 2018  
**Project:** 0016 - CDBG/HOME Affordable Housing Request for Proposals  
**IDIS Activity:** 1304 - Pathway Homes - Americana ~~CA~~

**Status:** Completed 11/8/2019 12:00:00 AM  
**Location:** Address Suppressed  
**Objective:** Provide decent affordable housing  
**Outcome:** Affordability  
**Matrix Code:** Acquisition of Real Property (01)      **National Objective:** LMH

**Initial Funding Date:** 09/18/2019

**Description:**  
 Acquisition of a condo unit to be used as affordable rental housing for an adult who is homeless or precariously housed with income at or below 30% of AMI and has special needs related to mental illness, co-occurring substance abuse disorders and intellectual disorders. Supportive services will be provided by nonprofit.

**Financing**

	Fund Type	Grant Year	Grant	Funded Amount	Drawn In Program Year	Drawn Thru Program Year
CDBG	EN	2018	B18UC510001	\$165,000.00	\$165,000.00	\$165,000.00
<b>Total</b>	<b>Total</b>			<b>\$165,000.00</b>	<b>\$165,000.00</b>	<b>\$165,000.00</b>

**Proposed Accomplishments**

Housing Units : 1

**Actual Accomplishments**

Number assisted:

	Owner		Renter		Total		Person	
	Total	Hispanic	Total	Hispanic	Total	Hispanic	Total	Hispanic
White:	0	0	1	0	1	0	0	0
Black/African American:	0	0	0	0	0	0	0	0
Asian:	0	0	0	0	0	0	0	0
American Indian/Alaskan Native:	0	0	0	0	0	0	0	0
Native Hawaiian/Other Pacific Islander:	0	0	0	0	0	0	0	0
American Indian/Alaskan Native & White:	0	0	0	0	0	0	0	0
Asian White:	0	0	0	0	0	0	0	0
Black/African American & White:	0	0	0	0	0	0	0	0
American Indian/Alaskan Native & Black/African American:	0	0	0	0	0	0	0	0
Other multi-racial:	0	0	0	0	0	0	0	0
Asian/Pacific Islander:	0	0	0	0	0	0	0	0
Hispanic:	0	0	0	0	0	0	0	0
<b>Total:</b>	<b>0</b>	<b>0</b>	<b>1</b>	<b>0</b>	<b>1</b>	<b>0</b>	<b>0</b>	<b>0</b>



U.S. Department of Housing and Urban Development  
 Office of Community Planning and Development  
 Integrated Disbursement and Information System  
 CDBG Activity Summary Report (GPR) for Program Year 2019  
 FAIRFAX COUNTY

Date: 30-Oct-2020  
 Time: 9:44  
 Page: 41

Female-headed Households:

0 1 1

*Income Category:*

	Owner	Renter	Total	Person
Extremely Low	0	1	1	0
Low Mod	0	0	0	0
Moderate	0	0	0	0
Non Low Moderate	0	0	0	0
Total	0	1	1	0
Percent Low/Mod		100.0%	100.0%	

**Annual Accomplishments**

<b>Years</b>	<b>Accomplishment Narrative</b>	<b># Benefitting</b>
2019	One unit rented as affordable housing to an adult who is homeless or precariously housed with income at or below 30% of AMI and has special needs related to mental illness, co-occurring substance abuse disorders and intellectual disorders.	



U.S. Department of Housing and Urban Development  
 Office of Community Planning and Development  
 Integrated Disbursement and Information System  
 CDBG Activity Summary Report (GPR) for Program Year 2019  
 FAIRFAX COUNTY

Date: 30-Oct-2020  
 Time: 9:44  
 Page: 42

**PGM Year:** 2019  
**Project:** 0001 - Section 108 Loan Payments  
**IDIS Activity:** 1307 - Section 108 Loan Payments  
**Status:** Completed 10/8/2020 1:06:56 PM  
**Location:** ,

**Objective:**  
**Outcome:**  
**Matrix Code:** Planned Repayment of Section 108 Loan Principal (19F)      **National Objective:**

**Initial Funding Date:** 09/20/2019

**Description:**

The funding will be used to make annual payments on four loans under Section 108 of the Housing and Community Development Act of 1974, as amended. The loan proceeds have been used by the FCRHA for affordable housing development and preservation, reconstruction of Washington Plaza in Reston and Olley Glen, and road and storm drainage improvements in five Conservation Areas (Bailey's, Fairhaven, Gum Springs, James Lee, and Jefferson Manor). The loan applications were approved by the Board of Supervisors, who pledged future CDBG funds for the payment of annual interest and principal premiums due on the notes.

**Financing**

	Fund Type	Grant Year	Grant	Funded Amount	Drawn In Program Year	Drawn Thru Program Year
CDBG	PI			\$652,633.15	\$652,633.15	\$652,633.15
	SI			\$370,752.25	\$370,752.25	\$370,752.25
<b>Total</b>	<b>Total</b>			<b>\$1,023,385.40</b>	<b>\$1,023,385.40</b>	<b>\$1,023,385.40</b>

**Proposed Accomplishments**

**Actual Accomplishments**

*Number assisted:*

	<b>Owner</b>		<b>Renter</b>		<b>Total</b>		<b>Person</b>	
	Total	Hispanic	Total	Hispanic	Total	Hispanic	Total	Hispanic
White:					0	0		
Black/African American:					0	0		
Asian:					0	0		
American Indian/Alaskan Native:					0	0		
Native Hawaiian/Other Pacific Islander:					0	0		
American Indian/Alaskan Native & White:					0	0		
Asian White:					0	0		
Black/African American & White:					0	0		
American Indian/Alaskan Native & Black/African American:					0	0		
Other multi-racial:					0	0		
Asian/Pacific Islander:					0	0		
Hispanic:					0	0		
<b>Total:</b>	<b>0</b>	<b>0</b>	<b>0</b>	<b>0</b>	<b>0</b>	<b>0</b>	<b>0</b>	<b>0</b>



U.S. Department of Housing and Urban Development  
Office of Community Planning and Development  
Integrated Disbursement and Information System  
CDBG Activity Summary Report (GPR) for Program Year 2019  
FAIRFAX COUNTY

Date: 30-Oct-2020  
Time: 9:44  
Page: 43

Female-headed Households:

0

*Income Category:*

	Owner	Renter	Total	Person
Extremely Low			0	
Low Mod			0	
Moderate			0	
Non Low Moderate			0	
Total	0	0	0	0
Percent Low/Mod				

**Annual Accomplishments**

No data returned for this view. This might be because the applied filter excludes all data.



U.S. Department of Housing and Urban Development  
 Office of Community Planning and Development  
 Integrated Disbursement and Information System  
 CDBG Activity Summary Report (GPR) for Program Year 2019  
 FAIRFAX COUNTY

Date: 30-Oct-2020  
 Time: 9:44  
 Page: 44

**PGM Year:** 2017  
**Project:** 0016 - CDBG/HOME Affordable Housing Request for Proposals  
**IDIS Activity:** 1308 - Good Shepherd - 7991 (C1)

**Status:** Completed 7/11/2019 12:27:40 PM  
**Location:** Address Suppressed  
**Objective:** Provide decent affordable housing  
**Outcome:** Affordability  
**Matrix Code:** Acquisition of Real Property (01)      **National Objective:** LMH

**Initial Funding Date:** 05/30/2019

**Description:**  
 Acquisition of a 2-bedroom unit to be used as affordable housing for a tenant with a household income at or below 50% of the area median income (AMI).

**Financing**

	Fund Type	Grant Year	Grant	Funded Amount	Drawn In Program Year	Drawn Thru Program Year
CDBG	EN	Pre-2015		\$32,488.00	\$0.00	\$0.00
		2014	B14UC510001		\$0.00	\$32,488.00
<b>Total</b>	<b>Total</b>			<b>\$32,488.00</b>	<b>\$0.00</b>	<b>\$32,488.00</b>

**Proposed Accomplishments**

Housing Units : 1

**Actual Accomplishments**

Number assisted:

	Owner		Renter		Total		Person	
	Total	Hispanic	Total	Hispanic	Total	Hispanic	Total	Hispanic
White:	0	0	0	0	0	0	0	0
Black/African American:	0	0	1	0	1	0	0	0
Asian:	0	0	0	0	0	0	0	0
American Indian/Alaskan Native:	0	0	0	0	0	0	0	0
Native Hawaiian/Other Pacific Islander:	0	0	0	0	0	0	0	0
American Indian/Alaskan Native & White:	0	0	0	0	0	0	0	0
Asian White:	0	0	0	0	0	0	0	0
Black/African American & White:	0	0	0	0	0	0	0	0
American Indian/Alaskan Native & Black/African American:	0	0	0	0	0	0	0	0
Other multi-racial:	0	0	0	0	0	0	0	0
Asian/Pacific Islander:	0	0	0	0	0	0	0	0
Hispanic:	0	0	0	0	0	0	0	0
<b>Total:</b>	<b>0</b>	<b>0</b>	<b>1</b>	<b>0</b>	<b>1</b>	<b>0</b>	<b>0</b>	<b>0</b>
Female-headed Households:	0		0		0			





U.S. Department of Housing and Urban Development  
Office of Community Planning and Development  
Integrated Disbursement and Information System  
CDBG Activity Summary Report (GPR) for Program Year 2019  
FAIRFAX COUNTY


Date: 30-Oct-2020  
Time: 9:44  
Page: 45

*Income Category:*

	<b>Owner</b>	<b>Renter</b>	<b>Total</b>	<b>Person</b>
Extremely Low	0	1	1	0
Low Mod	0	0	0	0
Moderate	0	0	0	0
Non Low Moderate	0	0	0	0
Total	0	1	1	0
Percent Low/Mod		100.0%	100.0%	

**Annual Accomplishments**

<b>Years</b>	<b>Accomplishment Narrative</b>	<b># Benefitting</b>
2018	A 2-bedroom unit was acquired and is provided as affordable housing for a tenant with household income at or below 50% of the area median income (AMI).	



U.S. Department of Housing and Urban Development  
 Office of Community Planning and Development  
 Integrated Disbursement and Information System  
 CDBG Activity Summary Report (GPR) for Program Year 2019  
 FAIRFAX COUNTY

Date: 30-Oct-2020  
 Time: 9:44  
 Page: 46

**PGM Year:** 2018  
**Project:** 0016 - CDBG/HOME Affordable Housing Request for Proposals  
**IDIS Activity:** 1310 - Operation Renewed Hope Foundation - May Blvd

**Status:** Completed 7/29/2019 4:57:08 PM  
**Location:** Address Suppressed

**Objective:** Provide decent affordable housing  
**Outcome:** Affordability  
**Matrix Code:** Acquisition of Real Property (01)

**National Objective:** LMH

**Initial Funding Date:** 06/10/2019

**Description:**  
 Acquisition of a single-family 4-BR3-bath unit to provide affordable housing to serve up to two (2) veteran families or four (4) veteran individuals with household income at or below 50% of area median income (AMI) who are, or are at-risk, of homelessness Supportive and case management services will be provided directly by ORHF and by partner Veteran service organizations.

**Financing**

	Fund Type	Grant Year	Grant	Funded Amount	Drawn In Program Year	Drawn Thru Program Year
CDBG	PI			\$291,137.00	\$0.00	\$291,137.00
<b>Total</b>	<b>Total</b>			<b>\$291,137.00</b>	<b>\$0.00</b>	<b>\$291,137.00</b>

**Proposed Accomplishments**

Housing Units : 1

**Actual Accomplishments**

Number assisted:

	Owner		Renter		Total		Person	
	Total	Hispanic	Total	Hispanic	Total	Hispanic	Total	Hispanic
White:	0	0	0	0	0	0		0
Black/African American:	0	0	1	0	1	0	0	0
Asian:	0	0	0	0	0	0	0	0
American Indian/Alaskan Native:	0	0	0	0	0	0	0	0
Native Hawaiian/Other Pacific Islander:	0	0	0	0	0	0	0	0
American Indian/Alaskan Native & White:	0	0	0	0	0	0	0	0
Asian White:	0	0	0	0	0	0	0	0
Black/African American & White:	0	0	0	0	0	0	0	0
American Indian/Alaskan Native & Black/African American:	0	0	0	0	0	0	0	0
Other multi-racial:	0	0	0	0	0	0	0	0
Asian/Pacific Islander:	0	0	0	0	0	0	0	0
Hispanic:	0	0	0	0	0	0	0	0
<b>Total:</b>	<b>0</b>	<b>0</b>	<b>1</b>	<b>0</b>	<b>1</b>	<b>0</b>	<b>0</b>	<b>0</b>



U.S. Department of Housing and Urban Development  
 Office of Community Planning and Development  
 Integrated Disbursement and Information System  
 CDBG Activity Summary Report (GPR) for Program Year 2019  
 FAIRFAX COUNTY

Date: 30-Oct-2020  
 Time: 9:44  
 Page: 47

Female-headed Households:

0 0 0

Income Category:

	Owner	Renter	Total	Person
Extremely Low	0	1	1	0
Low Mod	0	0	0	0
Moderate	0	0	0	0
Non Low Moderate	0	0	0	0
Total	0	1	1	0
Percent Low/Mod		100.0%	100.0%	

**Annual Accomplishments**

Years	Accomplishment Narrative	# Benefitting
2018	A single-family 4-bedroom/3-bath property has been acquired and a veteran household earning at or below 50% of area median income (AMI) has been identified for tenancy.	
2019	A single-family 4-bedroom/3-bath property has been acquired and is now occupied by a veteran household earning at or below 50% of area median income (AMI).	



U.S. Department of Housing and Urban Development  
 Office of Community Planning and Development  
 Integrated Disbursement and Information System  
 CDBG Activity Summary Report (GPR) for Program Year 2019  
 FAIRFAX COUNTY

Date: 30-Oct-2020  
 Time: 9:44  
 Page: 48

**PGM Year:** 2018  
**Project:** 0006 - Affordable Housing Fund (CCFP)  
**IDIS Activity:** 1311 - Pathway Homes - Oakshore Ct

**Status:** Completed 10/29/2019 12:00:00 AM  
**Location:** Address Suppressed

**Objective:** Provide decent affordable housing  
**Outcome:** Affordability  
**Matrix Code:** Acquisition for Rehabilitation (14G)

**National Objective:** LMH

**Initial Funding Date:** 06/17/2019

**Description:**  
 Acquisition of a single family home to be used as affordable rental housing for 4 tenants with disabilities

**Financing**

	Fund Type	Grant Year	Grant	Funded Amount	Drawn In Program Year	Drawn Thru Program Year
CDBG	EN	2016	B16UC510001	\$441,418.29	\$0.00	\$441,418.29
		2017	B17UC510001	\$18,581.71	\$0.00	\$18,581.71
<b>Total</b>	<b>Total</b>			<b>\$460,000.00</b>	<b>\$0.00</b>	<b>\$460,000.00</b>

**Proposed Accomplishments**

Housing Units : 3

**Actual Accomplishments**

Number assisted:

	Owner		Renter		Total		Person	
	Total	Hispanic	Total	Hispanic	Total	Hispanic	Total	Hispanic
White:	0	0	3	0	3	0	0	0
Black/African American:	0	0	0	0	0	0	0	0
Asian:	0	0	0	0	0	0	0	0
American Indian/Alaskan Native:	0	0	0	0	0	0	0	0
Native Hawaiian/Other Pacific Islander:	0	0	0	0	0	0	0	0
American Indian/Alaskan Native & White:	0	0	0	0	0	0	0	0
Asian White:	0	0	0	0	0	0	0	0
Black/African American & White:	0	0	0	0	0	0	0	0
American Indian/Alaskan Native & Black/African American:	0	0	0	0	0	0	0	0
Other multi-racial:	0	0	0	0	0	0	0	0
Asian/Pacific Islander:	0	0	0	0	0	0	0	0
Hispanic:	0	0	0	0	0	0	0	0
<b>Total:</b>	<b>0</b>	<b>0</b>	<b>3</b>	<b>0</b>	<b>3</b>	<b>0</b>	<b>0</b>	<b>0</b>
Female-headed Households:	0		0		0			

U.S. Department of Housing and Urban Development  
 Office of Community Planning and Development  
 Integrated Disbursement and Information System  
 CDBG Activity Summary Report (GPR) for Program Year 2019  
 FAIRFAX COUNTY


Date: 30-Oct-2020  
 Time: 9:44  
 Page: 49

*Income Category:*

	Owner	Renter	Total	Person
Extremely Low	0	3	3	0
Low Mod	0	0	0	0
Moderate	0	0	0	0
Non Low Moderate	0	0	0	0
Total	0	3	3	0
Percent Low/Mod		100.0%	100.0%	

**Annual Accomplishments**

<b>Years</b>	<b>Accomplishment Narrative</b>	<b># Benefitting</b>
2018	A 3 bedroom townhouse with 2 bedrooms was acquired in June 2018, to be renovated for use as accessible affordable group housing for up to 4 tenants with disabilities. Occupancy is expected by September 30, 2019, at which time demographic data for the direct beneficiaries will be added.	
2019	A 3 bedroom townhouse with 2 bedrooms was acquired in June 2018 and renovated for use as accessible affordable group housing for 3 tenants with disabilities.	



U.S. Department of Housing and Urban Development  
 Office of Community Planning and Development  
 Integrated Disbursement and Information System  
 CDBG Activity Summary Report (GPR) for Program Year 2019  
 FAIRFAX COUNTY

Date: 30-Oct-2020  
 Time: 9:44  
 Page: 50

**PGM Year:** 2018  
**Project:** 0011 - Homeownership Program  
**IDIS Activity:** 1313 - Homeownership Program - Downpayment Assistance Program

**Status:** Completed 7/31/2020 1:16:38 PM  
**Location:** Address Suppressed  
**Objective:** Provide decent affordable housing  
**Outcome:** Affordability  
**Matrix Code:** Homeownership Assistance-excluding Housing Counseling under 24 CFR 5.100 (13B)  
**National Objective:** LMH

**Initial Funding Date:** 05/31/2019

**Description:**

The funding will be used to pay salaries and fringe benefits to support positions involved in homeownership activities related to the First-Time Homebuyer Program. Duties include application intakedata entry, waiting list maintenance, application processing, applicant eligibility certification, marketing new and resale units, conducting lotteries for purchase applicants, establishing resale prices, monitoring second trust loans, conducting required annual occupancy certifications, dissemination of program information, providing educational programs andor counseling for applicantshomeowners, and, when available, providing financial assistance to homebuyers.

**Financing**

	Fund Type	Grant Year	Grant	Funded Amount	Drawn In Program Year	Drawn Thru Program Year
CDBG	EN	2018	B18UC510001	\$10,000.00	\$10,000.00	\$10,000.00
	PI			\$280,000.00	\$270,000.00	\$280,000.00
<b>Total</b>	<b>Total</b>			<b>\$290,000.00</b>	<b>\$280,000.00</b>	<b>\$290,000.00</b>

**Proposed Accomplishments**

Households (General) : 17

**Actual Accomplishments**

Number assisted:

	Owner		Renter		Total		Person	
	Total	Hispanic	Total	Hispanic	Total	Hispanic	Total	Hispanic
White:	6	0	0	0	6	0	0	0
Black/African American:	5	0	0	0	5	0	0	0
Asian:	5	0	0	0	5	0	0	0
American Indian/Alaskan Native:	1	0	0	0	1	0	0	0
Native Hawaiian/Other Pacific Islander:	0	0	0	0	0	0	0	0
American Indian/Alaskan Native & White:	0	0	0	0	0	0	0	0
Asian White:	0	0	0	0	0	0	0	0
Black/African American & White:	0	0	0	0	0	0	0	0
American Indian/Alaskan Native & Black/African American:	0	0	0	0	0	0	0	0
Other multi-racial:	0	0	0	0	0	0	0	0
Asian/Pacific Islander:	0	0	0	0	0	0	0	0
Hispanic:	0	0	0	0	0	0	0	0



U.S. Department of Housing and Urban Development  
 Office of Community Planning and Development  
 Integrated Disbursement and Information System  
 CDBG Activity Summary Report (GPR) for Program Year 2019  
 FAIRFAX COUNTY

Date: 30-Oct-2020  
 Time: 9:44  
 Page: 51

**Total:** 17 0 0 0 17 0 0 0

Female-headed Households: 0 0 0

*Income Category:*

	Owner	Renter	Total	Person
Extremely Low	0	0	0	0
Low Mod	9	0	9	0
Moderate	8	0	8	0
Non Low Moderate	0	0	0	0
Total	17	0	17	0
Percent Low/Mod	100.0%		100.0%	

**Annual Accomplishments**

Years	Accomplishment Narrative	# Benefiting
2018	First-Time Homebuyers (FTHB) Program: Provides homebuyer education on topics of budgeting, credit scores, financing, the realtor process, the lender's role, and homebuyer rights and responsibilities.	



U.S. Department of Housing and Urban Development  
 Office of Community Planning and Development  
 Integrated Disbursement and Information System  
 CDBG Activity Summary Report (GPR) for Program Year 2019  
 FAIRFAX COUNTY

Date: 30-Oct-2020  
 Time: 9:44  
 Page: 52

**PGM Year:** 2018  
**Project:** 0016 - CDBG/HOME Affordable Housing Request for Proposals  
**IDIS Activity:** 1314 - Operation Renewed Hope Foundation - Willowood Ln

**Status:** Completed 12/1/2019 12:00:00 AM  
**Location:** Address Suppressed  
**Objective:** Provide decent affordable housing  
**Outcome:** Affordability  
**Matrix Code:** Acquisition of Real Property (01)      **National Objective:** LMH

**Initial Funding Date:** 06/27/2019

**Description:**

Acquisition of a single-family 3-BR1.5-bath unit to provide affordable housing to serve up to two (2) veteran families or up to four (4) veteran individuals with household income at or below 50% of area median income (AMI) who are, or are at-risk, of homelessness Supportive and case management services will be provided directly by ORHF and by partner Veteran service organizations.

**Financing**

	Fund Type	Grant Year	Grant	Funded Amount	Drawn In Program Year	Drawn Thru Program Year
CDBG	PI			\$291,137.00	\$291,137.00	\$291,137.00
<b>Total</b>	<b>Total</b>			<b>\$291,137.00</b>	<b>\$291,137.00</b>	<b>\$291,137.00</b>

**Proposed Accomplishments**

Housing Units : 4

**Actual Accomplishments**

Number assisted:

	Owner		Renter		Total		Person	
	Total	Hispanic	Total	Hispanic	Total	Hispanic	Total	Hispanic
White:	0	0	3	0	3	0	0	0
Black/African American:	0	0	1	0	1	0	0	0
Asian:	0	0	0	0	0	0	0	0
American Indian/Alaskan Native:	0	0	0	0	0	0	0	0
Native Hawaiian/Other Pacific Islander:	0	0	0	0	0	0	0	0
American Indian/Alaskan Native & White:	0	0	0	0	0	0	0	0
Asian White:	0	0	0	0	0	0	0	0
Black/African American & White:	0	0	0	0	0	0	0	0
American Indian/Alaskan Native & Black/African American:	0	0	0	0	0	0	0	0
Other multi-racial:	0	0	0	0	0	0	0	0
Asian/Pacific Islander:	0	0	0	0	0	0	0	0
Hispanic:	0	0	0	0	0	0	0	0
<b>Total:</b>	<b>0</b>	<b>0</b>	<b>4</b>	<b>0</b>	<b>4</b>	<b>0</b>	<b>0</b>	<b>0</b>



U.S. Department of Housing and Urban Development  
 Office of Community Planning and Development  
 Integrated Disbursement and Information System  
 CDBG Activity Summary Report (GPR) for Program Year 2019  
 FAIRFAX COUNTY

Date: 30-Oct-2020  
 Time: 9:44  
 Page: 53

Female-headed Households:

0 0 0

*Income Category:*

	Owner	Renter	Total	Person
Extremely Low	0	4	4	0
Low Mod	0	0	0	0
Moderate	0	0	0	0
Non Low Moderate	0	0	0	0
Total	0	4	4	0
Percent Low/Mod		100.0%	100.0%	

**Annual Accomplishments**

Years	Accomplishment Narrative	# Benefitting
2018	A single-family 3-BR/1.5-bath property has been acquired to provide affordable housing to serve up to two (2) veteran families or four (4) veteran individuals with household income at or below 50% of area median income (AMI) who are, or are at-risk, of homelessness. Supportive and case management services will be provided directly by Operation Renewed Hope Foundation (ORHF) and by partner veteran service organizations. Occupancy is expected in Summer of 2019.	
2019	Property is occupied by low-income veterans with at or below 30% AMI	



U.S. Department of Housing and Urban Development  
 Office of Community Planning and Development  
 Integrated Disbursement and Information System  
 CDBG Activity Summary Report (GPR) for Program Year 2019  
 FAIRFAX COUNTY

Date: 30-Oct-2020  
 Time: 9:44  
 Page: 54

**PGM Year:** 2018  
**Project:** 0011 - Homeownership Program  
**IDIS Activity:** 1317 - Homeownership Program Administration

**Status:** Completed 6/4/2020 12:00:00 AM  
**Location:** ,

**Objective:**  
**Outcome:**  
**Matrix Code:** General Program Administration (21A)      **National Objective:**

**Initial Funding Date:** 07/30/2019

**Description:**

The funding will be used to pay salaries and fringe benefits to support positions involved in homeownership activities related to the First-Time Homebuyer Program. Duties include application intakedata entry, waiting list maintenance, application processing, applicant eligibility certification, marketing new and resale units, conducting lotteries for purchase applicants, establishing resale prices, monitoring second trust loans, conducting required annual occupancy certifications, dissemination of program information, providing educational programs andor counseling for applicantshomeowners, and, when available, providing financial assistance to homebuyers.

**Financing**


	Fund Type	Grant Year	Grant	Funded Amount	Drawn In Program Year	Drawn Thru Program Year
CDBG	PI			\$317,851.00	\$317,851.00	\$317,851.00
<b>Total</b>	<b>Total</b>			<b>\$317,851.00</b>	<b>\$317,851.00</b>	<b>\$317,851.00</b>

**Proposed Accomplishments**

**Actual Accomplishments**

*Number assisted:*

	<b>Owner</b>		<b>Renter</b>		<b>Total</b>		<b>Person</b>	
	Total	Hispanic	Total	Hispanic	Total	Hispanic	Total	Hispanic
White:					0	0		
Black/African American:					0	0		
Asian:					0	0		
American Indian/Alaskan Native:					0	0		
Native Hawaiian/Other Pacific Islander:					0	0		
American Indian/Alaskan Native & White:					0	0		
Asian White:					0	0		
Black/African American & White:					0	0		
American Indian/Alaskan Native & Black/African American:					0	0		
Other multi-racial:					0	0		
Asian/Pacific Islander:					0	0		
Hispanic:					0	0		
<b>Total:</b>	<b>0</b>	<b>0</b>	<b>0</b>	<b>0</b>	<b>0</b>	<b>0</b>	<b>0</b>	<b>0</b>



U.S. Department of Housing and Urban Development  
Office of Community Planning and Development  
Integrated Disbursement and Information System  
CDBG Activity Summary Report (GPR) for Program Year 2019  
FAIRFAX COUNTY

Date: 30-Oct-2020  
Time: 9:44  
Page: 55

Female-headed Households:


0

*Income Category:*

	<b>Owner</b>	<b>Renter</b>	<b>Total</b>	<b>Person</b>
Extremely Low			0	
Low Mod			0	
Moderate			0	
Non Low Moderate			0	
Total	0	0	0	0
Percent Low/Mod				

**Annual Accomplishments**

No data returned for this view. This might be because the applied filter excludes all data.



U.S. Department of Housing and Urban Development  
 Office of Community Planning and Development  
 Integrated Disbursement and Information System  
 CDBG Activity Summary Report (GPR) for Program Year 2019  
 FAIRFAX COUNTY

Date: 30-Oct-2020  
 Time: 9:44  
 Page: 56

**PGM Year:** 2018  
**Project:** 0016 - CDBG/HOME Affordable Housing Request for Proposals  
**IDIS Activity:** 1318 - Pathway Homes - Patrick Henry 2018

**Status:** Completed 1/14/2020 5:10:02 PM  
**Location:** Address Suppressed  
**Objective:** Provide decent affordable housing  
**Outcome:** Affordability  
**Matrix Code:** Acquisition for Rehabilitation (14G)      **National Objective:** LMH

**Initial Funding Date:** 01/06/2020

**Description:**  
 Acquisition of a condominium units to be used for affordable rental housing for an adult who is homeless or precariously housed individual with income at or below 30% of AMI and has special needs related to mental illness, co-occurring substance abuse disorders and intellectual disorders.

**Financing**

	Fund Type	Grant Year	Grant	Funded Amount	Drawn In Program Year	Drawn Thru Program Year
CDBG	EN	2018	B18UC510001	\$167,000.00	\$167,000.00	\$167,000.00
<b>Total</b>	<b>Total</b>			<b>\$167,000.00</b>	<b>\$167,000.00</b>	<b>\$167,000.00</b>

**Proposed Accomplishments**

Housing Units : 1

**Actual Accomplishments**

Number assisted:

	Owner		Renter		Total		Person	
	Total	Hispanic	Total	Hispanic	Total	Hispanic	Total	Hispanic
White:	0	0	0	0	0	0	0	0
Black/African American:	0	0	1	0	1	0	0	0
Asian:	0	0	0	0	0	0	0	0
American Indian/Alaskan Native:	0	0	0	0	0	0	0	0
Native Hawaiian/Other Pacific Islander:	0	0	0	0	0	0	0	0
American Indian/Alaskan Native & White:	0	0	0	0	0	0	0	0
Asian White:	0	0	0	0	0	0	0	0
Black/African American & White:	0	0	0	0	0	0	0	0
American Indian/Alaskan Native & Black/African American:	0	0	0	0	0	0	0	0
Other multi-racial:	0	0	0	0	0	0	0	0
Asian/Pacific Islander:	0	0	0	0	0	0	0	0
Hispanic:	0	0	0	0	0	0	0	0
<b>Total:</b>	<b>0</b>	<b>0</b>	<b>1</b>	<b>0</b>	<b>1</b>	<b>0</b>	<b>0</b>	<b>0</b>
Female-headed Households:	0		0		0			

U.S. Department of Housing and Urban Development  
 Office of Community Planning and Development  
 Integrated Disbursement and Information System  
 CDBG Activity Summary Report (GPR) for Program Year 2019  
 FAIRFAX COUNTY

Date: 30-Oct-2020  
 Time: 9:44  
 Page: 57

*Income Category:*

	<b>Owner</b>	<b>Renter</b>	<b>Total</b>	<b>Person</b>
Extremely Low	0	1	1	0
Low Mod	0	0	0	0
Moderate	0	0	0	0
Non Low Moderate	0	0	0	0
Total	0	1	1	0
Percent Low/Mod		100.0%	100.0%	

**Annual Accomplishments**

<b>Years</b>	<b>Accomplishment Narrative</b>	<b># Benefitting</b>
2019	Unit is rented as affordable rental housing to an adult who is homeless or precariously housed individual with income at or below 30% of AMI and has special needs related to mental illness, co-occurring substance abuse disorders and intellectual disorders.	



U.S. Department of Housing and Urban Development  
 Office of Community Planning and Development  
 Integrated Disbursement and Information System  
 CDBG Activity Summary Report (GPR) for Program Year 2019  
 FAIRFAX COUNTY

Date: 30-Oct-2020  
 Time: 9:44  
 Page: 58

**PGM Year:** 2019  
**Project:** 0016 - CDBG/HOME Affordable Housing Request For Proposals  
**IDIS Activity:** 1322 - Marian Homes - Limoges Drive

**Status:** Open      **Objective:** Provide decent affordable housing  
**Location:** Address Suppressed      **Outcome:** Affordability  
**Matrix Code:** Acquisition for Rehabilitation (14G)      **National Objective:** LMH

**Initial Funding Date:** 02/11/2020

**Description:**  
 Acquisition and renovation of one (1) 5-bedroom ranch-style home to provide community living for five (5) individuals with household incomes at or below 30% of AMI with intellectual disabilities served by the Chimes interdisciplinary teams, who will develop and coordinate supportive services. Renovations will ensure property meets ADA guidelines.

**Financing**

	Fund Type	Grant Year	Grant	Funded Amount	Drawn In Program Year	Drawn Thru Program Year
CDBG	EN	2019	B19UC510001	\$470,000.00	\$470,000.00	\$470,000.00
<b>Total</b>	<b>Total</b>			<b>\$470,000.00</b>	<b>\$470,000.00</b>	<b>\$470,000.00</b>

**Proposed Accomplishments**

Housing Units : 5

**Actual Accomplishments**

Number assisted:

	Owner		Renter		Total		Person	
	Total	Hispanic	Total	Hispanic	Total	Hispanic	Total	Hispanic
White:	0	0	0	0	0	0		0
Black/African American:	0	0	0	0	0	0	0	0
Asian:	0	0	0	0	0	0	0	0
American Indian/Alaskan Native:	0	0	0	0	0	0	0	0
Native Hawaiian/Other Pacific Islander:	0	0	0	0	0	0	0	0
American Indian/Alaskan Native & White:	0	0	0	0	0	0	0	0
Asian White:	0	0	0	0	0	0	0	0
Black/African American & White:	0	0	0	0	0	0	0	0
American Indian/Alaskan Native & Black/African American:	0	0	0	0	0	0	0	0
Other multi-racial:	0	0	0	0	0	0	0	0
Asian/Pacific Islander:	0	0	0	0	0	0	0	0
Hispanic:	0	0	0	0	0	0	0	0
<b>Total:</b>	<b>0</b>	<b>0</b>	<b>0</b>	<b>0</b>	<b>0</b>	<b>0</b>	<b>0</b>	<b>0</b>



U.S. Department of Housing and Urban Development  
 Office of Community Planning and Development  
 Integrated Disbursement and Information System  
 CDBG Activity Summary Report (GPR) for Program Year 2019  
 FAIRFAX COUNTY

Date: 30-Oct-2020  
 Time: 9:44  
 Page: 59

Female-headed Households:


0 0 0

*Income Category:*

	Owner	Renter	Total	Person
Extremely Low	0	0	0	0
Low Mod	0	0	0	0
Moderate	0	0	0	0
Non Low Moderate	0	0	0	0
Total	0	0	0	0
Percent Low/Mod				

**Annual Accomplishments**

No data returned for this view. This might be because the applied filter excludes all data.



U.S. Department of Housing and Urban Development  
 Office of Community Planning and Development  
 Integrated Disbursement and Information System  
 CDBG Activity Summary Report (GPR) for Program Year 2019  
 FAIRFAX COUNTY

Date: 30-Oct-2020  
 Time: 9:44  
 Page: 60

**PGM Year:** 2019  
**Project:** 0007 - Targeted Public Services (CCFP)  
**IDIS Activity:** 1323 - GSHFS Emergency Services- Keeping Families at Home

**Status:** Open  
**Location:** 8305 Richmond Hwy Ste 17B Suite 17B Alexandria, VA 22309-2348  
**Objective:** Provide decent affordable housing  
**Outcome:** Sustainability  
**Matrix Code:** Subsistence Payment (05Q) **National Objective:** LMC

**Initial Funding Date:** 12/05/2019

**Description:**

Provision of financial assistance and counseling to allow clients in short-term crises to maintain access to their homes and enable families leaving homelessness to obtain access to homes for the purpose of providing safe, decent affordable housing.

**Financing**

	Fund Type	Grant Year	Grant	Funded Amount	Drawn In Program Year	Drawn Thru Program Year
CDBG	EN	2017	B17UC510001	\$33,417.00	\$33,417.00	\$33,417.00
	PI			\$33,417.00	\$33,417.00	\$33,417.00
<b>Total</b>	<b>Total</b>			<b>\$66,834.00</b>	<b>\$66,834.00</b>	<b>\$66,834.00</b>

**Proposed Accomplishments**

People (General) : 263

**Actual Accomplishments**

Number assisted:

	Owner		Renter		Total		Person	
	Total	Hispanic	Total	Hispanic	Total	Hispanic	Total	Hispanic
White:	0	0	0	0	0	0	11	5
Black/African American:	0	0	0	0	0	0	36	5
Asian:	0	0	0	0	0	0	1	0
American Indian/Alaskan Native:	0	0	0	0	0	0	0	0
Native Hawaiian/Other Pacific Islander:	0	0	0	0	0	0	0	0
American Indian/Alaskan Native & White:	0	0	0	0	0	0	0	0
Asian White:	0	0	0	0	0	0	0	0
Black/African American & White:	0	0	0	0	0	0	0	0
American Indian/Alaskan Native & Black/African American:	0	0	0	0	0	0	0	0
Other multi-racial:	0	0	0	0	0	0	3	3
Asian/Pacific Islander:	0	0	0	0	0	0	0	0
Hispanic:	0	0	0	0	0	0	0	0
<b>Total:</b>	<b>0</b>	<b>0</b>	<b>0</b>	<b>0</b>	<b>0</b>	<b>0</b>	<b>51</b>	<b>13</b>







U.S. Department of Housing and Urban Development  
 Office of Community Planning and Development  
 Integrated Disbursement and Information System  
 CDBG Activity Summary Report (GPR) for Program Year 2019  
 FAIRFAX COUNTY

Date: 30-Oct-2020  
 Time: 9:44  
 Page: 62

**PGM Year:** 2019  
**Project:** 0010 - FCRHA Properties - Rehabilitation and/or Acquisition  
**IDIS Activity:** 1324 - DeQuincey Home Roof and Deck Rehab

**Status:** Completed 1/14/2020 5:17:54 PM  
**Location:** Address Suppressed  
**Objective:** Create suitable living environments  
**Outcome:** Sustainability  
**Matrix Code:** Rehab; Multi-Unit Residential (14B)      **National Objective:** LMH

**Initial Funding Date:** 01/08/2020

**Description:**  
 FCRHA-owned 5-bedroom and 2-bath group single-family group home.  
 Proposed rehab includes: 1) Accessibility modifications to the first floor bathroom by combining two bathrooms into one by removal and installation of new shower, toilet, sink, vanity, new closet, a freedom tub, widening and/or relocating doorways, drywall work, plumbing, electrical wiring, duct installation, new flooring and tile work; 2) roof replacement repair from water leak beneath and replacement of deck in backyard, and 3) replacement of elevator lift or creation of accessible path to backyard.  
 Only item #2 is covered under the expenditures of this activity #1324.

**Financing**

	Fund Type	Grant Year	Grant	Funded Amount	Drawn In Program Year	Drawn Thru Program Year
CDBG	PI			\$13,010.00	\$13,010.00	\$13,010.00
<b>Total</b>	<b>Total</b>			<b>\$13,010.00</b>	<b>\$13,010.00</b>	<b>\$13,010.00</b>

**Proposed Accomplishments**

Housing Units : 5

**Actual Accomplishments**

Number assisted:

	Owner		Renter		Total		Person	
	Total	Hispanic	Total	Hispanic	Total	Hispanic	Total	Hispanic
White:	0	0	4	0	4	0	0	0
Black/African American:	0	0	1	0	1	0	0	0
Asian:	0	0	0	0	0	0	0	0
American Indian/Alaskan Native:	0	0	0	0	0	0	0	0
Native Hawaiian/Other Pacific Islander:	0	0	0	0	0	0	0	0
American Indian/Alaskan Native & White:	0	0	0	0	0	0	0	0
Asian White:	0	0	0	0	0	0	0	0
Black/African American & White:	0	0	0	0	0	0	0	0
American Indian/Alaskan Native & Black/African American:	0	0	0	0	0	0	0	0
Other multi-racial:	0	0	0	0	0	0	0	0
Asian/Pacific Islander:	0	0	0	0	0	0	0	0
Hispanic:	0	0	0	0	0	0	0	0

U.S. Department of Housing and Urban Development  
 Office of Community Planning and Development  
 Integrated Disbursement and Information System  
 CDBG Activity Summary Report (GPR) for Program Year 2019  
 FAIRFAX COUNTY

Date: 30-Oct-2020  
 Time: 9:44  
 Page: 63

**Total:** 0 0 5 0 5 0 0 0

Female-headed Households: 0 0 0 0 0 0 0 0

*Income Category:*

	Owner	Renter	Total	Person
Extremely Low	0	5	5	0
Low Mod	0	0	0	0
Moderate	0	0	0	0
Non Low Moderate	0	0	0	0
Total	0	5	5	0
Percent Low/Mod		100.0%	100.0%	

**Annual Accomplishments**

Years	Accomplishment Narrative	# Benefiting
2019	Completion of roof replacement/repair from water leak beneath and replacement of deck in backyard.	



U.S. Department of Housing and Urban Development  
 Office of Community Planning and Development  
 Integrated Disbursement and Information System  
 CDBG Activity Summary Report (GPR) for Program Year 2019  
 FAIRFAX COUNTY

Date: 30-Oct-2020  
 Time: 9:44  
 Page: 64

**PGM Year:** 2018  
**Project:** 0016 - CDBG/HOME Affordable Housing Request for Proposals  
**IDIS Activity:** 1325 - Habitat for Humanity Donora Drive

**Status:** Completed 1/2/2020 12:00:00 AM  
**Location:** Address Suppressed

**Objective:** Provide decent affordable housing

**Outcome:** Affordability

**Matrix Code:** Homeownership Assistance-excluding  
 Housing Counseling under 24 CFR  
 5.100 (13B)

**National Objective:** LMH

**Initial Funding Date:** 10/24/2019

**Description:**  
 Funds were used for homeownership assistance to create an affordable homeownership unit for a family with a household income at or below 50 percent of AMI.

**Financing**

	Fund Type	Grant Year	Grant	Funded Amount	Drawn In Program Year	Drawn Thru Program Year
CDBG	EN	2018	B18UC510001	\$150,000.00	\$150,000.00	\$150,000.00
<b>Total</b>	<b>Total</b>			<b>\$150,000.00</b>	<b>\$150,000.00</b>	<b>\$150,000.00</b>

**Proposed Accomplishments**

Households (General) : 1

**Actual Accomplishments**

Number assisted:

	Owner		Renter		Total		Person	
	Total	Hispanic	Total	Hispanic	Total	Hispanic	Total	Hispanic
White:	0	0	0	0	0	0	0	0
Black/African American:	0	0	0	0	0	0	0	0
Asian:	0	0	0	0	0	0	0	0
American Indian/Alaskan Native:	0	0	0	0	0	0	0	0
Native Hawaiian/Other Pacific Islander:	0	0	0	0	0	0	0	0
American Indian/Alaskan Native & White:	0	0	0	0	0	0	0	0
Asian White:	0	0	0	0	0	0	0	0
Black/African American & White:	0	0	0	0	0	0	0	0
American Indian/Alaskan Native & Black/African American:	0	0	0	0	0	0	0	0
Other multi-racial:	1	0	0	0	1	0	0	0
Asian/Pacific Islander:	0	0	0	0	0	0	0	0
Hispanic:	0	0	0	0	0	0	0	0
<b>Total:</b>	<b>1</b>	<b>0</b>	<b>0</b>	<b>0</b>	<b>1</b>	<b>0</b>	<b>0</b>	<b>0</b>
Female-headed Households:	0		0		0			

U.S. Department of Housing and Urban Development  
 Office of Community Planning and Development  
 Integrated Disbursement and Information System  
 CDBG Activity Summary Report (GPR) for Program Year 2019  
 FAIRFAX COUNTY


Date: 30-Oct-2020  
 Time: 9:44  
 Page: 65

*Income Category:*

	<b>Owner</b>	<b>Renter</b>	<b>Total</b>	<b>Person</b>
Extremely Low	0	0	0	0
Low Mod	1	0	1	0
Moderate	0	0	0	0
Non Low Moderate	0	0	0	0
Total	1	0	1	0
Percent Low/Mod	100.0%		100.0%	

**Annual Accomplishments**

<b>Years</b>	<b>Accomplishment Narrative</b>	<b># Benefitting</b>
2018	Funding was used for homeownership assistance to create an affordable homeownership unit for a family with a household income at or below 50 percent of AMI	



U.S. Department of Housing and Urban Development  
 Office of Community Planning and Development  
 Integrated Disbursement and Information System  
 CDBG Activity Summary Report (GPR) for Program Year 2019  
 FAIRFAX COUNTY

Date: 30-Oct-2020  
 Time: 9:44  
 Page: 66

**PGM Year:** 2019  
**Project:** 0007 - Targeted Public Services (CCFP)  
**IDIS Activity:** 1326 - WHDC Building Communities of Promise

**Status:** Open  
**Location:** Address Suppressed

**Objective:** Create suitable living environments  
**Outcome:** Availability/accessibility  
**Matrix Code:** Senior Services (05A)

**National Objective:** LMC

**Initial Funding Date:** 10/24/2019

**Description:**

The program provides supportive services for seniors and persons living with disabilities to help them (1) stabilize or improve their physical and behavioral health, and (2) transition from government safety net services.

**Financing**

	Fund Type	Grant Year	Grant	Funded Amount	Drawn In Program Year	Drawn Thru Program Year
CDBG	EN	2017	B17UC510001	\$172,932.75	\$172,932.75	\$172,932.75
	PI			\$57,644.25	\$57,644.25	\$57,644.25
<b>Total</b>	<b>Total</b>			<b>\$230,577.00</b>	<b>\$230,577.00</b>	<b>\$230,577.00</b>

**Proposed Accomplishments**

People (General) : 171

**Actual Accomplishments**

Number assisted:

	Owner		Renter		Total		Person	
	Total	Hispanic	Total	Hispanic	Total	Hispanic	Total	Hispanic
White:	0	0	0	0	0	0	57	3
Black/African American:	0	0	0	0	0	0	46	0
Asian:	0	0	0	0	0	0	36	0
American Indian/Alaskan Native:	0	0	0	0	0	0	0	0
Native Hawaiian/Other Pacific Islander:	0	0	0	0	0	0	38	0
American Indian/Alaskan Native & White:	0	0	0	0	0	0	0	0
Asian White:	0	0	0	0	0	0	0	0
Black/African American & White:	0	0	0	0	0	0	0	0
American Indian/Alaskan Native & Black/African American:	0	0	0	0	0	0	0	0
Other multi-racial:	0	0	0	0	0	0	36	0
Asian/Pacific Islander:	0	0	0	0	0	0	0	0
Hispanic:	0	0	0	0	0	0	0	0
<b>Total:</b>	<b>0</b>	<b>0</b>	<b>0</b>	<b>0</b>	<b>0</b>	<b>0</b>	<b>213</b>	<b>3</b>

U.S. Department of Housing and Urban Development  
 Office of Community Planning and Development  
 Integrated Disbursement and Information System  
 CDBG Activity Summary Report (GPR) for Program Year 2019  
 FAIRFAX COUNTY

Date: 30-Oct-2020  
 Time: 9:44  
 Page: 67

Female-headed Households:


0 0 0

*Income Category:*

	Owner	Renter	Total	Person
Extremely Low	0	0	0	138
Low Mod	0	0	0	53
Moderate	0	0	0	22
Non Low Moderate	0	0	0	0
Total	0	0	0	213
Percent Low/Mod				100.0%

**Annual Accomplishments**

Years	Accomplishment Narrative	# Benefitting
2019	the data provided below reflects services and clients during the first 6 months of this fiscal year.	



U.S. Department of Housing and Urban Development  
 Office of Community Planning and Development  
 Integrated Disbursement and Information System  
 CDBG Activity Summary Report (GPR) for Program Year 2019  
 FAIRFAX COUNTY

Date: 30-Oct-2020  
 Time: 9:44  
 Page: 68

**PGM Year:** 2019  
**Project:** 0001 - Section 108 Loan Payments  
**IDIS Activity:** 1327 - Section 108 Promissory Notes Defesance

**Status:** Completed 12/17/2019 12:00:00 AM  
**Location:** ,  
**Objective:**  
**Outcome:**  
**Matrix Code:** Planned Repayment of Section 108 Loan Principal (19F)      **National Objective:**

**Initial Funding Date:** 10/23/2019

**Description:**  
 A total of \$3,540,404.70 of funds emitted to the Bank of New York Mellon for the defeasance account for the following Section 108 loan #11 notes (No. B-07-UC-51-0001, Series 2010-A): Olley Glen and Strawbridge Square.

**Financing**

	Fund Type	Grant Year	Grant	Funded Amount	Drawn In Program Year	Drawn Thru Program Year
CDBG	SI			\$3,540,404.70	\$3,540,404.70	\$3,540,404.70
<b>Total</b>	<b>Total</b>			<b>\$3,540,404.70</b>	<b>\$3,540,404.70</b>	<b>\$3,540,404.70</b>

**Proposed Accomplishments**

**Actual Accomplishments**

*Number assisted:*

	Owner		Renter		Total		Person	
	Total	Hispanic	Total	Hispanic	Total	Hispanic	Total	Hispanic
White:					0	0		
Black/African American:					0	0		
Asian:					0	0		
American Indian/Alaskan Native:					0	0		
Native Hawaiian/Other Pacific Islander:					0	0		
American Indian/Alaskan Native & White:					0	0		
Asian White:					0	0		
Black/African American & White:					0	0		
American Indian/Alaskan Native & Black/African American:					0	0		
Other multi-racial:					0	0		
Asian/Pacific Islander:					0	0		
Hispanic:					0	0		
<b>Total:</b>	<b>0</b>	<b>0</b>	<b>0</b>	<b>0</b>	<b>0</b>	<b>0</b>	<b>0</b>	<b>0</b>
Female-headed Households:					0			



U.S. Department of Housing and Urban Development  
Office of Community Planning and Development  
Integrated Disbursement and Information System  
CDBG Activity Summary Report (GPR) for Program Year 2019  
FAIRFAX COUNTY


Date: 30-Oct-2020  
Time: 9:44  
Page: 69

*Income Category:*

	<b>Owner</b>	<b>Renter</b>	<b>Total</b>	<b>Person</b>
Extremely Low			0	
Low Mod			0	
Moderate			0	
Non Low Moderate			0	
Total	0	0	0	0
Percent Low/Mod				

**Annual Accomplishments**

No data returned for this view. This might be because the applied filter excludes all data.



U.S. Department of Housing and Urban Development  
 Office of Community Planning and Development  
 Integrated Disbursement and Information System  
 CDBG Activity Summary Report (GPR) for Program Year 2019  
 FAIRFAX COUNTY

Date: 30-Oct-2020  
 Time: 9:44  
 Page: 70

**PGM Year:** 2019  
**Project:** 0002 - Fair Housing  
**IDIS Activity:** 1328 - Fair Housing

**Status:** Open  
**Location:** ,

**Objective:**  
**Outcome:**  
**Matrix Code:** Fair Housing Activities (subject to 20% Admin Cap) (21D)      **National Objective:**

**Initial Funding Date:** 10/23/2019

**Description:**  
 The funds will be used for fair housing testing to be performed by contractors, fair housing outreach and education activities, and investigations of fair housing complaints, as well as for activities that further fair housing for FCRHA clients and tenants.

**Financing**

	Fund Type	Grant Year	Grant	Funded Amount	Drawn In Program Year	Drawn Thru Program Year
CDBG	EN	2019	B19UC510001	\$182,543.00	\$0.00	\$0.00
<b>Total</b>	<b>Total</b>			<b>\$182,543.00</b>	<b>\$0.00</b>	<b>\$0.00</b>

**Proposed Accomplishments**

**Actual Accomplishments**

*Number assisted:*

	<b>Owner</b>		<b>Renter</b>		<b>Total</b>		<b>Person</b>	
	Total	Hispanic	Total	Hispanic	Total	Hispanic	Total	Hispanic
White:					0	0		
Black/African American:					0	0		
Asian:					0	0		
American Indian/Alaskan Native:					0	0		
Native Hawaiian/Other Pacific Islander:					0	0		
American Indian/Alaskan Native & White:					0	0		
Asian White:					0	0		
Black/African American & White:					0	0		
American Indian/Alaskan Native & Black/African American:					0	0		
Other multi-racial:					0	0		
Asian/Pacific Islander:					0	0		
Hispanic:					0	0		
<b>Total:</b>	<b>0</b>	<b>0</b>	<b>0</b>	<b>0</b>	<b>0</b>	<b>0</b>	<b>0</b>	<b>0</b>
Female-headed Households:					0			

U.S. Department of Housing and Urban Development  
 Office of Community Planning and Development  
 Integrated Disbursement and Information System  
 CDBG Activity Summary Report (GPR) for Program Year 2019  
 FAIRFAX COUNTY


Date: 30-Oct-2020  
 Time: 9:44  
 Page: 71

*Income Category:*

	<b>Owner</b>	<b>Renter</b>	<b>Total</b>	<b>Person</b>
Extremely Low			0	
Low Mod			0	
Moderate			0	
Non Low Moderate			0	
Total	0	0	0	0
Percent Low/Mod				

**Annual Accomplishments**

No data returned for this view. This might be because the applied filter excludes all data.



U.S. Department of Housing and Urban Development  
 Office of Community Planning and Development  
 Integrated Disbursement and Information System  
 CDBG Activity Summary Report (GPR) for Program Year 2019  
 FAIRFAX COUNTY

Date: 30-Oct-2020  
 Time: 9:44  
 Page: 72

**PGM Year:** 2019  
**Project:** 0004 - General Administration  
**IDIS Activity:** 1329 - General Administration

**Status:** Open  
**Location:** ,

**Objective:**  
**Outcome:**  
**Matrix Code:** General Program Administration (21A)      **National Objective:**

**Initial Funding Date:** 10/23/2019

**Description:**

Funding will be used for the general administration of the county's CDBG and HOME funded programs and projects, as well as projects funded under the Section 108 and Economic Development Initiative.  
 The funding will be used to provide administration of housing and community development programs and projects, including contract management for projects and programs funded through the Consolidated Community Funding Pool (CCFP), the preparation of required local, state and federal reports and documents, the provision of technical assistance, financial management, and the provision of administrative and professional support to the Consolidated Community Funding Advisory Committee (CCFAC) and various other citizen participation processes.  
 General administration will include FCRHA activities that will affirmatively further fair housing.  
 The funding will be used to pay salaries, fringe benefits and related operating costs.

**Financing**

	Fund Type	Grant Year	Grant	Funded Amount	Drawn In Program Year	Drawn Thru Program Year
CDBG	EN	2019	B19UC510001	\$590,948.14	\$0.00	\$0.00
	PI			\$113,544.86	\$113,544.86	\$113,544.86
<b>Total</b>	<b>Total</b>			<b>\$704,493.00</b>	<b>\$113,544.86</b>	<b>\$113,544.86</b>

**Proposed Accomplishments**

**Actual Accomplishments**

*Number assisted:*

	Owner		Renter		Total		Person	
	Total	Hispanic	Total	Hispanic	Total	Hispanic	Total	Hispanic
White:					0	0		
Black/African American:					0	0		
Asian:					0	0		
American Indian/Alaskan Native:					0	0		
Native Hawaiian/Other Pacific Islander:					0	0		
American Indian/Alaskan Native & White:					0	0		
Asian White:					0	0		
Black/African American & White:					0	0		
American Indian/Alaskan Native & Black/African American:					0	0		
Other multi-racial:					0	0		

U.S. Department of Housing and Urban Development  
 Office of Community Planning and Development  
 Integrated Disbursement and Information System  
 CDBG Activity Summary Report (GPR) for Program Year 2019  
 FAIRFAX COUNTY

Date: 30-Oct-2020  
 Time: 9:44  
 Page: 73

Asian/Pacific Islander:

0 0

Hispanic:

0 0

**Total:**

0 0 0 0 0 0 0 0

Female-headed Households:

0

*Income Category:*

	Owner	Renter	Total	Person
Extremely Low			0	
Low Mod			0	
Moderate			0	
Non Low Moderate			0	
Total	0	0	0	0
Percent Low/Mod				

**Annual Accomplishments**

No data returned for this view. This might be because the applied filter excludes all data.



U.S. Department of Housing and Urban Development  
 Office of Community Planning and Development  
 Integrated Disbursement and Information System  
 CDBG Activity Summary Report (GPR) for Program Year 2019  
 FAIRFAX COUNTY

Date: 30-Oct-2020  
 Time: 9:44  
 Page: 74

**PGM Year:** 2019  
**Project:** 0007 - Targeted Public Services (CCFP)  
**IDIS Activity:** 1331 - WHDC Promising Futures

**Status:** Completed 6/30/2020 12:00:00 AM  
**Location:** 5515 Cherokee Ave S [REDACTED] Alexandria, VA 22312-2309  
**Objective:** Create economic opportunities  
**Outcome:** Sustainability  
**Matrix Code:** Employment Training (05H) **National Objective:** LMC

**Initial Funding Date:** 12/05/2019

**Description:**  
 Housing stability and eviction prevention services will be provided to residents of two affordable housing communities, at which service referrals, employment assistance and counseling, English proficiency training also will be provided.

**Financing**

	Fund Type	Grant Year	Grant	Funded Amount	Drawn In Program Year	Drawn Thru Program Year
CDBG	PI			\$155.00	\$155.00	\$155.00
<b>Total</b>	<b>Total</b>			<b>\$155.00</b>	<b>\$155.00</b>	<b>\$155.00</b>

**Proposed Accomplishments**

People (General) : 22

**Actual Accomplishments**

Number assisted:

	Owner		Renter		Total		Person	
	Total	Hispanic	Total	Hispanic	Total	Hispanic	Total	Hispanic
White:	0	0	0	0	0	0	128	37
Black/African American:	0	0	0	0	0	0	405	0
Asian:	0	0	0	0	0	0	22	2
American Indian/Alaskan Native:	0	0	0	0	0	0	2	0
Native Hawaiian/Other Pacific Islander:	0	0	0	0	0	0	0	0
American Indian/Alaskan Native & White:	0	0	0	0	0	0	0	0
Asian White:	0	0	0	0	0	0	0	0
Black/African American & White:	0	0	0	0	0	0	0	0
American Indian/Alaskan Native & Black/African American:	0	0	0	0	0	0	0	0
Other multi-racial:	0	0	0	0	0	0	78	0
Asian/Pacific Islander:	0	0	0	0	0	0	0	0
Hispanic:	0	0	0	0	0	0	0	0
<b>Total:</b>	<b>0</b>	<b>0</b>	<b>0</b>	<b>0</b>	<b>0</b>	<b>0</b>	<b>635</b>	<b>39</b>
Female-headed Households:	0		0		0			

U.S. Department of Housing and Urban Development  
 Office of Community Planning and Development  
 Integrated Disbursement and Information System  
 CDBG Activity Summary Report (GPR) for Program Year 2019  
 FAIRFAX COUNTY

Date: 30-Oct-2020  
 Time: 9:44  
 Page: 75

*Income Category:*

	<b>Owner</b>	<b>Renter</b>	<b>Total</b>	<b>Person</b>
Extremely Low	0	0	0	173
Low Mod	0	0	0	232
Moderate	0	0	0	230
Non Low Moderate	0	0	0	0
Total	0	0	0	635
Percent Low/Mod				100.0%

**Annual Accomplishments**

<b>Years</b>	<b>Accomplishment Narrative</b>	<b># Benefitting</b>
2019	In partnership with George Mason University School of Social Work, the program provides employment counseling, training (including ESOL) and referrals, as well as resource referrals, to low-income immigrant residents of 2 low-income communities of primarily immigrant residents. The data below reflects the demographics of unduplicated clients serviced during the fiscal year, during which the services provided and clients served were impacted by the COVID19 pandemic.	



U.S. Department of Housing and Urban Development  
 Office of Community Planning and Development  
 Integrated Disbursement and Information System  
 CDBG Activity Summary Report (GPR) for Program Year 2019  
 FAIRFAX COUNTY

Date: 30-Oct-2020  
 Time: 9:44  
 Page: 76

**PGM Year:** 2019  
**Project:** 0007 - Targeted Public Services (CCFP)  
**IDIS Activity:** 1332 - WHDC Building for the Future

**Status:** Open      **Objective:** Create economic opportunities  
**Location:** 5515 Cherokee Ave Ste 204 Suite 204 Alexandria, VA 22312-2309      **Outcome:** Sustainability  
**Matrix Code:** Youth Services (05D)      **National Objective:** LMC

**Initial Funding Date:** 12/05/2019

**Description:**  
 Academic programs, including after-school and early childhood educational activities, will be provided for low-income pre-school aged children, teens and families residing at two low-income communities.

**Financing**

	Fund Type	Grant Year	Grant	Funded Amount	Drawn In Program Year	Drawn Thru Program Year
CDBG	EN	2017	B17UC510001	\$103,982.56	\$103,982.56	\$103,982.56
	PI			\$98,182.44	\$94,508.35	\$98,182.44
<b>Total</b>	<b>Total</b>			<b>\$202,165.00</b>	<b>\$198,490.91</b>	<b>\$202,165.00</b>

**Proposed Accomplishments**

People (General) : 45

**Actual Accomplishments**

Number assisted:

	Owner		Renter		Total		Person	
	Total	Hispanic	Total	Hispanic	Total	Hispanic	Total	Hispanic
White:	0	0	0	0	0	0	6	2
Black/African American:	0	0	0	0	0	0	45	30
Asian:	0	0	0	0	0	0	0	0
American Indian/Alaskan Native:	0	0	0	0	0	0	0	0
Native Hawaiian/Other Pacific Islander:	0	0	0	0	0	0	0	0
American Indian/Alaskan Native & White:	0	0	0	0	0	0	0	0
Asian White:	0	0	0	0	0	0	0	0
Black/African American & White:	0	0	0	0	0	0	0	0
American Indian/Alaskan Native & Black/African American:	0	0	0	0	0	0	0	0
Other multi-racial:	0	0	0	0	0	0	35	0
Asian/Pacific Islander:	0	0	0	0	0	0	0	0
Hispanic:	0	0	0	0	0	0	0	0
<b>Total:</b>	<b>0</b>	<b>0</b>	<b>0</b>	<b>0</b>	<b>0</b>	<b>0</b>	<b>86</b>	<b>32</b>





U.S. Department of Housing and Urban Development  
 Office of Community Planning and Development  
 Integrated Disbursement and Information System  
 CDBG Activity Summary Report (GPR) for Program Year 2019  
 FAIRFAX COUNTY

Date: 30-Oct-2020  
 Time: 9:44  
 Page: 77

Female-headed Households:


0 0 0

*Income Category:*

	Owner	Renter	Total	Person
Extremely Low	0	0	0	18
Low Mod	0	0	0	27
Moderate	0	0	0	41
Non Low Moderate	0	0	0	0
Total	0	0	0	86
Percent Low/Mod				100.0%

**Annual Accomplishments**

Years	Accomplishment Narrative	# Benefitting
2019	The data below reflects services and clients through the fiscal year, during the last 4 months of which the services provided and clients served were impacted by the COVID19 pandemic.	



U.S. Department of Housing and Urban Development  
 Office of Community Planning and Development  
 Integrated Disbursement and Information System  
 CDBG Activity Summary Report (GPR) for Program Year 2019  
 FAIRFAX COUNTY

Date: 30-Oct-2020  
 Time: 9:44  
 Page: 78

**PGM Year:** 2018  
**Project:** 0016 - CDBG/HOME Affordable Housing Request for Proposals  
**IDIS Activity:** 1334 - Pathway Homes 4919 Americana 200

**Status:** Completed 3/18/2020 12:00:00 AM  
**Location:** Address Suppressed  
**Objective:** Provide decent affordable housing  
**Outcome:** Affordability  
**Matrix Code:** Acquisition of Real Property (01)      **National Objective:** LMH

**Initial Funding Date:** 02/18/2020

**Description:**  
 Acquisition of a unit to be used as affordable rental housing for an adult who is homeless or precariously housed with income at or below 30% of AMI and has special needs related to mental illness, co-occurring substance abuse disorders and intellectual disorders.

**Financing**

	Fund Type	Grant Year	Grant	Funded Amount	Drawn In Program Year	Drawn Thru Program Year
CDBG	PI			\$177,000.00	\$177,000.00	\$177,000.00
<b>Total</b>	<b>Total</b>			<b>\$177,000.00</b>	<b>\$177,000.00</b>	<b>\$177,000.00</b>

**Proposed Accomplishments**

Housing Units : 1

**Actual Accomplishments**

Number assisted:

	Owner		Renter		Total		Person	
	Total	Hispanic	Total	Hispanic	Total	Hispanic	Total	Hispanic
White:	0	0	1	0	1	0	0	0
Black/African American:	0	0	0	0	0	0	0	0
Asian:	0	0	0	0	0	0	0	0
American Indian/Alaskan Native:	0	0	0	0	0	0	0	0
Native Hawaiian/Other Pacific Islander:	0	0	0	0	0	0	0	0
American Indian/Alaskan Native & White:	0	0	0	0	0	0	0	0
Asian White:	0	0	0	0	0	0	0	0
Black/African American & White:	0	0	0	0	0	0	0	0
American Indian/Alaskan Native & Black/African American:	0	0	0	0	0	0	0	0
Other multi-racial:	0	0	0	0	0	0	0	0
Asian/Pacific Islander:	0	0	0	0	0	0	0	0
Hispanic:	0	0	0	0	0	0	0	0
<b>Total:</b>	<b>0</b>	<b>0</b>	<b>1</b>	<b>0</b>	<b>1</b>	<b>0</b>	<b>0</b>	<b>0</b>
Female-headed Households:	0		0		0			

U.S. Department of Housing and Urban Development  
 Office of Community Planning and Development  
 Integrated Disbursement and Information System  
 CDBG Activity Summary Report (GPR) for Program Year 2019  
 FAIRFAX COUNTY

Date: 30-Oct-2020  
 Time: 9:44  
 Page: 79

*Income Category:*

	<b>Owner</b>	<b>Renter</b>	<b>Total</b>	<b>Person</b>
Extremely Low	0	1	1	0
Low Mod	0	0	0	0
Moderate	0	0	0	0
Non Low Moderate	0	0	0	0
Total	0	1	1	0
Percent Low/Mod		100.0%	100.0%	

**Annual Accomplishments**

<b>Years</b>	<b>Accomplishment Narrative</b>	<b># Benefitting</b>
2019	Acquisition of a unit to be used as affordable rental housing for an adult who is homeless or precariously housed with income at or below 30% of AMI and has special needs related to mental illness, co-occurring substance abuse disorders and intellectual disorders. Supportive services will be provided by Pathway.	



U.S. Department of Housing and Urban Development  
 Office of Community Planning and Development  
 Integrated Disbursement and Information System  
 CDBG Activity Summary Report (GPR) for Program Year 2019  
 FAIRFAX COUNTY

Date: 30-Oct-2020  
 Time: 9:44  
 Page: 80

**PGM Year:** 2019  
**Project:** 0007 - Targeted Public Services (CCFP)  
**IDIS Activity:** 1338 - GSH Homes for the Working Poor

**Status:** Open  
**Location:** Address Suppressed

**Objective:** Provide decent affordable housing  
**Outcome:** Affordability  
**Matrix Code:** Housing Services - Excluding Housing Counseling, under 24 CFR 5.100 (14J)  
**National Objective:** LMH

**Initial Funding Date:** 12/05/2019

**Description:**  
 This program will provide affordable housing, case management, financial training and supportive services to assist clients who are homeless or at-risk of homelessness obtain and retain housing, stability and self-sufficiency.

**Financing**

	Fund Type	Grant Year	Grant	Funded Amount	Drawn In Program Year	Drawn Thru Program Year
CDBG	EN	2017	B17UC510001	\$341,669.00	\$336,389.41	\$336,389.41
<b>Total</b>	<b>Total</b>			<b>\$341,669.00</b>	<b>\$336,389.41</b>	<b>\$336,389.41</b>

**Proposed Accomplishments**

Housing Units : 73

**Actual Accomplishments**

Number assisted:

	Owner		Renter		Total		Person	
	Total	Hispanic	Total	Hispanic	Total	Hispanic	Total	Hispanic
White:	0	0	13	9	13	9	0	0
Black/African American:	0	0	105	0	105	0	0	0
Asian:	0	0	0	0	0	0	0	0
American Indian/Alaskan Native:	0	0	0	0	0	0	0	0
Native Hawaiian/Other Pacific Islander:	0	0	0	0	0	0	0	0
American Indian/Alaskan Native & White:	0	0	0	0	0	0	0	0
Asian White:	0	0	0	0	0	0	0	0
Black/African American & White:	0	0	0	0	0	0	0	0
American Indian/Alaskan Native & Black/African American:	0	0	0	0	0	0	0	0
Other multi-racial:	0	0	1	0	1	0	0	0
Asian/Pacific Islander:	0	0	0	0	0	0	0	0
Hispanic:	0	0	0	0	0	0	0	0
<b>Total:</b>	<b>0</b>	<b>0</b>	<b>119</b>	<b>9</b>	<b>119</b>	<b>9</b>	<b>0</b>	<b>0</b>
Female-headed Households:	0		75		75			

U.S. Department of Housing and Urban Development  
 Office of Community Planning and Development  
 Integrated Disbursement and Information System  
 CDBG Activity Summary Report (GPR) for Program Year 2019  
 FAIRFAX COUNTY

Date: 30-Oct-2020  
 Time: 9:44  
 Page: 81

*Income Category:*

	<b>Owner</b>	<b>Renter</b>	<b>Total</b>	<b>Person</b>
Extremely Low	0	56	56	0
Low Mod	0	54	54	0
Moderate	0	9	9	0
Non Low Moderate	0	0	0	0
Total	0	119	119	0
Percent Low/Mod		100.0%	100.0%	

**Annual Accomplishments**

<b>Years</b>	<b>Accomplishment Narrative</b>	<b># Benefitting</b>
2019		



U.S. Department of Housing and Urban Development  
 Office of Community Planning and Development  
 Integrated Disbursement and Information System  
 CDBG Activity Summary Report (GPR) for Program Year 2019  
 FAIRFAX COUNTY

Date: 30-Oct-2020  
 Time: 9:44  
 Page: 82

**PGM Year:** 2019  
**Project:** 0006 - Affordable Housing (CCFP)  
**IDIS Activity:** 1339 - Good Shepherd - Pembroke Village

**Status:** Completed 3/4/2020 12:00:00 AM  
**Location:** Address Suppressed  
**Objective:** Provide decent affordable housing  
**Outcome:** Affordability  
**Matrix Code:** Acquisition of Real Property (01) **National Objective:** LMH

**Initial Funding Date:** 01/06/2020

**Description:**  
 Nonprofit acquisition of a 3-bedroom townhouse condo to operate as affordable housing for a household with income at or below 50 percent of AMI.

**Financing**

	Fund Type	Grant Year	Grant	Funded Amount	Drawn In Program Year	Drawn Thru Program Year
CDBG	EN	2018	B18UC510001	\$45,088.00	\$45,088.00	\$45,088.00
		2019	B19UC510001	\$167,447.00	\$167,447.00	\$167,447.00
<b>Total</b>	<b>Total</b>			<b>\$212,535.00</b>	<b>\$212,535.00</b>	<b>\$212,535.00</b>

**Proposed Accomplishments**

Housing Units : 1

**Actual Accomplishments**

Number assisted:

	Owner		Renter		Total		Person	
	Total	Hispanic	Total	Hispanic	Total	Hispanic	Total	Hispanic
White:	0	0	0	0	0	0	0	0
Black/African American:	0	0	0	0	0	0	0	0
Asian:	0	0	0	0	0	0	0	0
American Indian/Alaskan Native:	0	0	0	0	0	0	0	0
Native Hawaiian/Other Pacific Islander:	0	0	0	0	0	0	0	0
American Indian/Alaskan Native & White:	0	0	0	0	0	0	0	0
Asian White:	0	0	0	0	0	0	0	0
Black/African American & White:	0	0	0	0	0	0	0	0
American Indian/Alaskan Native & Black/African American:	0	0	0	0	0	0	0	0
Other multi-racial:	0	0	1	0	1	0	0	0
Asian/Pacific Islander:	0	0	0	0	0	0	0	0
Hispanic:	0	0	0	0	0	0	0	0
<b>Total:</b>	<b>0</b>	<b>0</b>	<b>1</b>	<b>0</b>	<b>1</b>	<b>0</b>	<b>0</b>	<b>0</b>
Female-headed Households:	0		0		0			



U.S. Department of Housing and Urban Development  
 Office of Community Planning and Development  
 Integrated Disbursement and Information System  
 CDBG Activity Summary Report (GPR) for Program Year 2019  
 FAIRFAX COUNTY


Date: 30-Oct-2020  
 Time: 9:44  
 Page: 83

*Income Category:*

	Owner	Renter	Total	Person
Extremely Low	0	0	0	0
Low Mod	0	1	1	0
Moderate	0	0	0	0
Non Low Moderate	0	0	0	0
Total	0	1	1	0
Percent Low/Mod		100.0%	100.0%	

**Annual Accomplishments**

<b>Years</b>	<b>Accomplishment Narrative</b>	<b># Benefitting</b>
2019	Nonprofit acquired a 3-bedroom townhouse condo to operate as affordable housing for a household with income at or below 50 percent of AMI.	



U.S. Department of Housing and Urban Development  
 Office of Community Planning and Development  
 Integrated Disbursement and Information System  
 CDBG Activity Summary Report (GPR) for Program Year 2019  
 FAIRFAX COUNTY

Date: 30-Oct-2020  
 Time: 9:44  
 Page: 84

**PGM Year:** 2019  
**Project:** 0006 - Affordable Housing (CCFP)  
**IDIS Activity:** 1340 - GSH 7980 Audubon

**Status:** Completed 3/4/2020 12:00:00 AM  
**Location:** Address Suppressed

**Objective:** Provide decent affordable housing  
**Outcome:** Affordability  
**Matrix Code:** Acquisition of Real Property (01)

**National Objective:** LMH

**Initial Funding Date:** 02/18/2020

**Description:**  
 Acquisition of a 2 bedroom 1.5 bathroom condominium to be used as affordable rental housing

**Financing**

	Fund Type	Grant Year	Grant	Funded Amount	Drawn In Program Year	Drawn Thru Program Year
CDBG	PI			\$133,000.00	\$133,000.00	\$133,000.00
<b>Total</b>	<b>Total</b>			<b>\$133,000.00</b>	<b>\$133,000.00</b>	<b>\$133,000.00</b>

**Proposed Accomplishments**

Housing Units : 1

**Actual Accomplishments**

Number assisted:

	Owner		Renter		Total		Person	
	Total	Hispanic	Total	Hispanic	Total	Hispanic	Total	Hispanic
White:	0	0	0	0	0	0	0	0
Black/African American:	0	0	1	0	1	0	0	0
Asian:	0	0	0	0	0	0	0	0
American Indian/Alaskan Native:	0	0	0	0	0	0	0	0
Native Hawaiian/Other Pacific Islander:	0	0	0	0	0	0	0	0
American Indian/Alaskan Native & White:	0	0	0	0	0	0	0	0
Asian White:	0	0	0	0	0	0	0	0
Black/African American & White:	0	0	0	0	0	0	0	0
American Indian/Alaskan Native & Black/African American:	0	0	0	0	0	0	0	0
Other multi-racial:	0	0	0	0	0	0	0	0
Asian/Pacific Islander:	0	0	0	0	0	0	0	0
Hispanic:	0	0	0	0	0	0	0	0
<b>Total:</b>	<b>0</b>	<b>0</b>	<b>1</b>	<b>0</b>	<b>1</b>	<b>0</b>	<b>0</b>	<b>0</b>
Female-headed Households:	0		1		1			



U.S. Department of Housing and Urban Development  
 Office of Community Planning and Development  
 Integrated Disbursement and Information System  
 CDBG Activity Summary Report (GPR) for Program Year 2019  
 FAIRFAX COUNTY


Date: 30-Oct-2020  
 Time: 9:44  
 Page: 85

*Income Category:*

	<b>Owner</b>	<b>Renter</b>	<b>Total</b>	<b>Person</b>
Extremely Low	0	0	0	0
Low Mod	0	1	1	0
Moderate	0	0	0	0
Non Low Moderate	0	0	0	0
Total	0	1	1	0
Percent Low/Mod		100.0%	100.0%	

**Annual Accomplishments**

<b>Years</b>	<b>Accomplishment Narrative</b>	<b># Benefitting</b>
2019	Nonprofit acquired a 2 bedroom/1.5 bathroom condominium to be used as affordable rental housing.	



U.S. Department of Housing and Urban Development  
 Office of Community Planning and Development  
 Integrated Disbursement and Information System  
 CDBG Activity Summary Report (GPR) for Program Year 2019  
 FAIRFAX COUNTY

Date: 30-Oct-2020  
 Time: 9:44  
 Page: 86

**PGM Year:** 2018  
**Project:** 0016 - CDBG/HOME Affordable Housing Request for Proposals  
**IDIS Activity:** 1341 - Pathway Homes 9845 Fairfax

**Status:** Completed 3/4/2020 12:00:00 AM      **Objective:** Provide decent affordable housing  
**Location:** Address Suppressed      **Outcome:** Affordability  
**Matrix Code:** Acquisition of Real Property (01)      **National Objective:** LMH

**Initial Funding Date:** 02/18/2020

**Description:**  
 Acquisition of a condominium units to be used as affordable rental housing for an adult who is homeless or precariously housed with income at or below 30% of AMU and has special needs related to mental illness, co-occurring substance abusedisorders and intellectual disorders.

**Financing**

	Fund Type	Grant Year	Grant	Funded Amount	Drawn In Program Year	Drawn Thru Program Year
CDBG	PI			\$175,000.00	\$175,000.00	\$175,000.00
<b>Total</b>	<b>Total</b>			<b>\$175,000.00</b>	<b>\$175,000.00</b>	<b>\$175,000.00</b>

**Proposed Accomplishments**

Housing Units : 1

**Actual Accomplishments**

Number assisted:

	Owner		Renter		Total		Person	
	Total	Hispanic	Total	Hispanic	Total	Hispanic	Total	Hispanic
White:	0	0	1	0	1	0	0	0
Black/African American:	0	0	0	0	0	0	0	0
Asian:	0	0	0	0	0	0	0	0
American Indian/Alaskan Native:	0	0	0	0	0	0	0	0
Native Hawaiian/Other Pacific Islander:	0	0	0	0	0	0	0	0
American Indian/Alaskan Native & White:	0	0	0	0	0	0	0	0
Asian White:	0	0	0	0	0	0	0	0
Black/African American & White:	0	0	0	0	0	0	0	0
American Indian/Alaskan Native & Black/African American:	0	0	0	0	0	0	0	0
Other multi-racial:	0	0	0	0	0	0	0	0
Asian/Pacific Islander:	0	0	0	0	0	0	0	0
Hispanic:	0	0	0	0	0	0	0	0
<b>Total:</b>	<b>0</b>	<b>0</b>	<b>1</b>	<b>0</b>	<b>1</b>	<b>0</b>	<b>0</b>	<b>0</b>
Female-headed Households:	0		0		0			

U.S. Department of Housing and Urban Development  
 Office of Community Planning and Development  
 Integrated Disbursement and Information System  
 CDBG Activity Summary Report (GPR) for Program Year 2019  
 FAIRFAX COUNTY

Date: 30-Oct-2020  
 Time: 9:44  
 Page: 87

*Income Category:*

	<b>Owner</b>	<b>Renter</b>	<b>Total</b>	<b>Person</b>
Extremely Low	0	1	1	0
Low Mod	0	0	0	0
Moderate	0	0	0	0
Non Low Moderate	0	0	0	0
Total	0	1	1	0
Percent Low/Mod		100.0%	100.0%	

**Annual Accomplishments**

<b>Years</b>	<b>Accomplishment Narrative</b>	<b># Benefitting</b>
2019	Nonprofit acquired a condominium unit to be used as affordable rental housing for an adult who is homeless or precariously housed with income at or below 30% of AMU and has special needs related to mental illness, co-occurring substance abuse disorders and intellectual disorders.	



U.S. Department of Housing and Urban Development  
 Office of Community Planning and Development  
 Integrated Disbursement and Information System  
 CDBG Activity Summary Report (GPR) for Program Year 2019  
 FAIRFAX COUNTY

Date: 30-Oct-2020  
 Time: 9:44  
 Page: 88

**PGM Year:** 2019  
**Project:** 0003 - Planning  
**IDIS Activity:** 1343 - Planning

**Status:** Open  
**Location:** ,  
**Objective:**  
**Outcome:**  
**Matrix Code:** Planning (20) **National Objective:**

**Initial Funding Date:** 06/30/2020

**Description:**  
 Funding will continue to be used to support the planning and implementation of the County's housing and community development programs. The funding of this project is required to meet CDBG and HOME regulations and local procedures, prepare and process the County's Consolidated Plan and related citizen participation and public input processes, prepare community plans, and implement housing and community development programs, as well as identify and pursue funding sources to match and leverage entitlement funding. Planning will include FCRHA activities to affirmatively further fair housing.

**Financing**

	Fund Type	Grant Year	Grant	Funded Amount	Drawn In Program Year	Drawn Thru Program Year
CDBG	EN	2019	B19UC510001	\$234,831.00	\$0.00	\$0.00
<b>Total</b>	<b>Total</b>			<b>\$234,831.00</b>	<b>\$0.00</b>	<b>\$0.00</b>

**Proposed Accomplishments**

**Actual Accomplishments**

*Number assisted:*

	Owner		Renter		Total		Person	
	Total	Hispanic	Total	Hispanic	Total	Hispanic	Total	Hispanic
White:					0	0		
Black/African American:					0	0		
Asian:					0	0		
American Indian/Alaskan Native:					0	0		
Native Hawaiian/Other Pacific Islander:					0	0		
American Indian/Alaskan Native & White:					0	0		
Asian White:					0	0		
Black/African American & White:					0	0		
American Indian/Alaskan Native & Black/African American:					0	0		
Other multi-racial:					0	0		
Asian/Pacific Islander:					0	0		
Hispanic:					0	0		
<b>Total:</b>	<b>0</b>	<b>0</b>	<b>0</b>	<b>0</b>	<b>0</b>	<b>0</b>	<b>0</b>	<b>0</b>

U.S. Department of Housing and Urban Development  
Office of Community Planning and Development  
Integrated Disbursement and Information System  
CDBG Activity Summary Report (GPR) for Program Year 2019  
FAIRFAX COUNTY

Date: 30-Oct-2020  
Time: 9:44  
Page: 89

Female-headed Households:

0

*Income Category:*

	<b>Owner</b>	<b>Renter</b>	<b>Total</b>	<b>Person</b>
Extremely Low			0	
Low Mod			0	
Moderate			0	
Non Low Moderate			0	
Total	0	0	0	0
Percent Low/Mod				

**Annual Accomplishments**

No data returned for this view. This might be because the applied filter excludes all data.



U.S. Department of Housing and Urban Development  
 Office of Community Planning and Development  
 Integrated Disbursement and Information System  
 CDBG Activity Summary Report (GPR) for Program Year 2019  
 FAIRFAX COUNTY

Date: 30-Oct-2020  
 Time: 9:44  
 Page: 90

**PGM Year:** 2019  
**Project:** 0016 - CDBG/HOME Affordable Housing Request For Proposals  
**IDIS Activity:** 1344 - Wesley Housing Dev Corp - The Arden

**Status:** Open  
**Location:** 2317 Huntington Ave Alexandria, VA 22303-1545  
**Objective:** Provide decent affordable housing  
**Outcome:** Affordability  
**Matrix Code:** Acquisition of Real Property (01) **National Objective:** LMH

**Initial Funding Date:** 06/03/2020

**Description:**  
 Development of 40 units of affordable rental housing for the benefit of households with incomes at or below 50% of the area median income.

**Financing**

	Fund Type	Grant Year	Grant	Funded Amount	Drawn In Program Year	Drawn Thru Program Year
CDBG	EN	Pre-2015		\$833,293.61	\$0.00	\$0.00
		2014	B14UC510001		\$833,293.61	\$833,293.61
		2018	B18UC510001	\$124,057.39	\$124,057.39	\$124,057.39
<b>Total</b>	<b>Total</b>			<b>\$957,351.00</b>	<b>\$957,351.00</b>	<b>\$957,351.00</b>

**Proposed Accomplishments**

Housing Units : 79

**Actual Accomplishments**

Number assisted:

	Owner		Renter		Total		Person	
	Total	Hispanic	Total	Hispanic	Total	Hispanic	Total	Hispanic
White:	0	0	0	0	0	0	0	0
Black/African American:	0	0	0	0	0	0	0	0
Asian:	0	0	0	0	0	0	0	0
American Indian/Alaskan Native:	0	0	0	0	0	0	0	0
Native Hawaiian/Other Pacific Islander:	0	0	0	0	0	0	0	0
American Indian/Alaskan Native & White:	0	0	0	0	0	0	0	0
Asian White:	0	0	0	0	0	0	0	0
Black/African American & White:	0	0	0	0	0	0	0	0
American Indian/Alaskan Native & Black/African American:	0	0	0	0	0	0	0	0
Other multi-racial:	0	0	0	0	0	0	0	0
Asian/Pacific Islander:	0	0	0	0	0	0	0	0
Hispanic:	0	0	0	0	0	0	0	0
<b>Total:</b>	<b>0</b>	<b>0</b>	<b>0</b>	<b>0</b>	<b>0</b>	<b>0</b>	<b>0</b>	<b>0</b>

U.S. Department of Housing and Urban Development  
 Office of Community Planning and Development  
 Integrated Disbursement and Information System  
 CDBG Activity Summary Report (GPR) for Program Year 2019  
 FAIRFAX COUNTY

Date: 30-Oct-2020  
 Time: 9:44  
 Page: 91

Female-headed Households:

0 0 0

*Income Category:*

	<b>Owner</b>	<b>Renter</b>	<b>Total</b>	<b>Person</b>
Extremely Low	0	0	0	0
Low Mod	0	0	0	0
Moderate	0	0	0	0
Non Low Moderate	0	0	0	0
Total	0	0	0	0
Percent Low/Mod				

**Annual Accomplishments**

No data returned for this view. This might be because the applied filter excludes all data.





U.S. Department of Housing and Urban Development  
 Office of Community Planning and Development  
 Integrated Disbursement and Information System  
 CDBG Activity Summary Report (GPR) for Program Year 2019  
 FAIRFAX COUNTY

Date: 30-Oct-2020  
 Time: 9:44  
 Page: 93

<b>Total:</b>	<b>40</b>	<b>4</b>	<b>0</b>	<b>0</b>	<b>40</b>	<b>4</b>	<b>0</b>	<b>0</b>
Female-headed Households:	17		0		17			

*Income Category:*

	<b>Owner</b>	<b>Renter</b>	<b>Total</b>	<b>Person</b>
Extremely Low	17	0	17	0
Low Mod	11	0	11	0
Moderate	12	0	12	0
Non Low Moderate	0	0	0	0
<b>Total</b>	<b>40</b>	<b>0</b>	<b>40</b>	<b>0</b>
Percent Low/Mod	100.0%		100.0%	

**Annual Accomplishments**

<b>Years</b>	<b>Accomplishment Narrative</b>	<b># Benefitting</b>
2019	Funding was used to pay salaries and fringe benefits to support homeownership activities related to the First-Time Homebuyer Program, which provided financial downpayment assistance to a total of 40 eligible household in County FY 2020.	



U.S. Department of Housing and Urban Development  
 Office of Community Planning and Development  
 Integrated Disbursement and Information System  
 CDBG Activity Summary Report (GPR) for Program Year 2019  
 FAIRFAX COUNTY

Date: 30-Oct-2020  
 Time: 9:44  
 Page: 95

*Income Category:*

	Owner	Renter	Total	Person
Extremely Low			0	
Low Mod			0	
Moderate			0	
Non Low Moderate			0	
Total	0	0	0	0
Percent Low/Mod				

**Annual Accomplishments**

No data returned for this view. This might be because the applied filter excludes all data.



U.S. Department of Housing and Urban Development  
 Office of Community Planning and Development  
 Integrated Disbursement and Information System  
 CDBG Activity Summary Report (GPR) for Program Year 2019  
 FAIRFAX COUNTY

Date: 30-Oct-2020  
 Time: 9:44  
 Page: 96

**PGM Year:** 2018  
**Project:** 0016 - CDBG/HOME Affordable Housing Request for Proposals  
**IDIS Activity:** 1347 - Pathway Homes - Briarwood Court

**Status:** Completed 6/15/2020 12:00:00 AM  
**Location:** Address Suppressed  
**Objective:** Provide decent affordable housing  
**Outcome:** Affordability  
**Matrix Code:** Acquisition of Real Property (01)      **National Objective:** LMH

**Initial Funding Date:** 03/30/2020

**Description:**  
 Acquisition of a two bedroom condominium to be used as affordable rental housing for two adults who are homeless or precariously housed with incomes at or below 30% of AMI and that have special needs related to mental illness, co-occurring substance abuse disorders and intellectual disorders.

**Financing**

	Fund Type	Grant Year	Grant	Funded Amount	Drawn In Program Year	Drawn Thru Program Year
CDBG	PI			\$153,899.00	\$153,899.00	\$153,899.00
<b>Total</b>	<b>Total</b>			<b>\$153,899.00</b>	<b>\$153,899.00</b>	<b>\$153,899.00</b>

**Proposed Accomplishments**

Housing Units : 1

**Actual Accomplishments**

*Number assisted:*

	Owner		Renter		Total		Person	
	Total	Hispanic	Total	Hispanic	Total	Hispanic	Total	Hispanic
White:	0	0	2	0	2	0	0	0
Black/African American:	0	0	0	0	0	0	0	0
Asian:	0	0	0	0	0	0	0	0
American Indian/Alaskan Native:	0	0	0	0	0	0	0	0
Native Hawaiian/Other Pacific Islander:	0	0	0	0	0	0	0	0
American Indian/Alaskan Native & White:	0	0	0	0	0	0	0	0
Asian White:	0	0	0	0	0	0	0	0
Black/African American & White:	0	0	0	0	0	0	0	0
American Indian/Alaskan Native & Black/African American:	0	0	0	0	0	0	0	0
Other multi-racial:	0	0	0	0	0	0	0	0
Asian/Pacific Islander:	0	0	0	0	0	0	0	0
Hispanic:	0	0	0	0	0	0	0	0
<b>Total:</b>	<b>0</b>	<b>0</b>	<b>2</b>	<b>0</b>	<b>2</b>	<b>0</b>	<b>0</b>	<b>0</b>
Female-headed Households:	0		1		1			



U.S. Department of Housing and Urban Development  
 Office of Community Planning and Development  
 Integrated Disbursement and Information System  
 CDBG Activity Summary Report (GPR) for Program Year 2019  
 FAIRFAX COUNTY

Date: 30-Oct-2020  
 Time: 9:44  
 Page: 97

*Income Category:*


	<b>Owner</b>	<b>Renter</b>	<b>Total</b>	<b>Person</b>
Extremely Low	0	2	2	0
Low Mod	0	0	0	0
Moderate	0	0	0	0
Non Low Moderate	0	0	0	0
Total	0	2	2	0
Percent Low/Mod		100.0%	100.0%	

**Annual Accomplishments**

<b>Years</b>	<b>Accomplishment Narrative</b>	<b># Benefitting</b>
2019	Acquired two bedroom condominium to be used as affordable rental housing for two adults who are homeless or precariously housed with incomes at or below 30% of AMI and that have special needs related to mental illness, co-occurring substance abuse disorders and intellectual disorders.	

U.S. Department of Housing and Urban Development  
 Office of Community Planning and Development  
 Integrated Disbursement and Information System  
 CDBG Activity Summary Report (GPR) for Program Year 2019  
 FAIRFAX COUNTY

Date: 30-Oct-2020  
 Time: 9:44  
 Page: 98



**PGM Year:** 2019  
**Project:** 0006 - Affordable Housing (CCFP)  
**IDIS Activity:** 1348 - Good Shepherd Housing - [REDACTED] Pembroke Village

**Status:** Completed 7/1/2020 12:00:00 AM  
**Location:** Address Suppressed  
**Objective:** Provide decent affordable housing  
**Outcome:** Affordability  
**Matrix Code:** Acquisition of Real Property (01) **National Objective:** LMH

**Initial Funding Date:** 04/22/2020

**Description:**  
 Acquisition of a 2 bedroom bathroom2 bath condo for use as affordable rental housing for households with income at or below 50% of AMI.

**Financing**

	Fund Type	Grant Year	Grant	Funded Amount	Drawn In Program Year	Drawn Thru Program Year
CDBG	EN	2017	B17UC510001	\$210,520.00	\$210,520.00	\$210,520.00
<b>Total</b>	<b>Total</b>			<b>\$210,520.00</b>	<b>\$210,520.00</b>	<b>\$210,520.00</b>

**Proposed Accomplishments**

Housing Units : 1

**Actual Accomplishments**

Number assisted:

	Owner		Renter		Total		Person	
	Total	Hispanic	Total	Hispanic	Total	Hispanic	Total	Hispanic
White:	0	0	0	0	0	0		0
Black/African American:	0	0	1	0	1	0	0	0
Asian:	0	0	0	0	0	0	0	0
American Indian/Alaskan Native:	0	0	0	0	0	0	0	0
Native Hawaiian/Other Pacific Islander:	0	0	0	0	0	0	0	0
American Indian/Alaskan Native & White:	0	0	0	0	0	0	0	0
Asian White:	0	0	0	0	0	0	0	0
Black/African American & White:	0	0	0	0	0	0	0	0
American Indian/Alaskan Native & Black/African American:	0	0	0	0	0	0	0	0
Other multi-racial:	0	0	0	0	0	0	0	0
Asian/Pacific Islander:	0	0	0	0	0	0	0	0
Hispanic:	0	0	0	0	0	0	0	0
<b>Total:</b>	<b>0</b>	<b>0</b>	<b>1</b>	<b>0</b>	<b>1</b>	<b>0</b>	<b>0</b>	<b>0</b>
Female-headed Households:	0		1		1			



U.S. Department of Housing and Urban Development  
Office of Community Planning and Development  
Integrated Disbursement and Information System  
CDBG Activity Summary Report (GPR) for Program Year 2019  
FAIRFAX COUNTY

Date: 30-Oct-2020  
Time: 9:44  
Page: 99

*Income Category:*

	<b>Owner</b>	<b>Renter</b>	<b>Total</b>	<b>Person</b>
Extremely Low	0	0	0	0
Low Mod	0	1	1	0
Moderate	0	0	0	0
Non Low Moderate	0	0	0	0
Total	0	1	1	0
Percent Low/Mod		100.0%	100.0%	

**Annual Accomplishments**

<b>Years</b>	<b>Accomplishment Narrative</b>	<b># Benefiting</b>
2020	Acquisition and tenancy of a 2 bedroom bathroom/2 bath condo for use as affordable rental housing for households with income at or below 50% of AMI.	



U.S. Department of Housing and Urban Development  
 Office of Community Planning and Development  
 Integrated Disbursement and Information System  
 CDBG Activity Summary Report (GPR) for Program Year 2019  
 FAIRFAX COUNTY

Date: 30-Oct-2020  
 Time: 9:44  
 Page: 100

**PGM Year:** 2019  
**Project:** 0014 - Special Needs Housing  
**IDIS Activity:** 1349 - Mondloch Place HVAC Replacement

**Status:** Completed 4/23/2020 12:00:00 AM  
**Location:** Address Suppressed  
**Objective:** Provide decent affordable housing  
**Outcome:** Affordability  
**Matrix Code:** Rehab; Other Publicly-Owned Residential Buildings (14D)  
**National Objective:** LMH

**Initial Funding Date:** 03/17/2020

**Description:**  
 Rehabilitation work on Mondloch Place, a FCRHA-owned permanent supportive housing property, includes the replacement of the property's existing heat pump condenser and refrigerant lines. FCRHA is the responsible agency for capital replacement work, while the Office to Prevent and End Homelessness (OPEH) covers the cost of maintenance, utilities and operation.

**Financing**

	Fund Type	Grant Year	Grant	Funded Amount	Drawn In Program Year	Drawn Thru Program Year
CDBG	EN	2017	B17UC510001	\$41,181.20	\$41,181.20	\$41,181.20
<b>Total</b>	<b>Total</b>			<b>\$41,181.20</b>	<b>\$41,181.20</b>	<b>\$41,181.20</b>

**Proposed Accomplishments**


Housing Units : 20

**Actual Accomplishments**

*Number assisted:*

	Owner		Renter		Total		Person	
	Total	Hispanic	Total	Hispanic	Total	Hispanic	Total	Hispanic
White:	0	0	13	1	13	1	0	0
Black/African American:	0	0	7	0	7	0	0	0
Asian:	0	0	0	0	0	0	0	0
American Indian/Alaskan Native:	0	0	0	0	0	0	0	0
Native Hawaiian/Other Pacific Islander:	0	0	0	0	0	0	0	0
American Indian/Alaskan Native & White:	0	0	0	0	0	0	0	0
Asian White:	0	0	0	0	0	0	0	0
Black/African American & White:	0	0	0	0	0	0	0	0
American Indian/Alaskan Native & Black/African American:	0	0	0	0	0	0	0	0
Other multi-racial:	0	0	0	0	0	0	0	0
Asian/Pacific Islander:	0	0	0	0	0	0	0	0
Hispanic:	0	0	0	0	0	0	0	0
<b>Total:</b>	<b>0</b>	<b>0</b>	<b>20</b>	<b>1</b>	<b>20</b>	<b>1</b>	<b>0</b>	<b>0</b>





U.S. Department of Housing and Urban Development  
 Office of Community Planning and Development  
 Integrated Disbursement and Information System  
 CDBG Activity Summary Report (GPR) for Program Year 2019  
 FAIRFAX COUNTY

Date: 30-Oct-2020  
 Time: 9:44  
 Page: 101


Female-headed Households: 0 8 8

*Income Category:*

	Owner	Renter	Total	Person
Extremely Low	0	20	20	0
Low Mod	0	0	0	0
Moderate	0	0	0	0
Non Low Moderate	0	0	0	0
Total	0	20	20	0
Percent Low/Mod		100.0%	100.0%	

**Annual Accomplishments**

Years	Accomplishment Narrative	# Benefitting
2019	Rehabilitation work on Mondloch Place, a FCRHA-owned permanent supportive housing property, includes the replacement of the property's existing heat pump condenser and refrigerant lines is completed.	



U.S. Department of Housing and Urban Development  
 Office of Community Planning and Development  
 Integrated Disbursement and Information System  
 CDBG Activity Summary Report (GPR) for Program Year 2019  
 FAIRFAX COUNTY

Date: 30-Oct-2020  
 Time: 9:44  
 Page: 102

**PGM Year:** 2019  
**Project:** 0006 - Affordable Housing (CCFP)  
**IDIS Activity:** 1350 - Good Shepherd - Audubon

**Status:** Completed 6/5/2020 12:00:00 AM  
**Location:** Address Suppressed  
**Objective:** Provide decent affordable housing  
**Outcome:** Affordability  
**Matrix Code:** Acquisition for Rehabilitation (14G)      **National Objective:** LMH

**Initial Funding Date:** 04/28/2020

**Description:**  
 Funding for the acquisition of a unit to be used as affordable housing for a household, with at least two individuals, and an annual income at or below 50% AMI.

**Financing**

	Fund Type	Grant Year	Grant	Funded Amount	Drawn In Program Year	Drawn Thru Program Year
CDBG	EN	2019	B19UC510001	\$79,933.00	\$79,933.00	\$79,933.00
<b>Total</b>	<b>Total</b>			<b>\$79,933.00</b>	<b>\$79,933.00</b>	<b>\$79,933.00</b>


**Proposed Accomplishments**

Housing Units : 1

**Actual Accomplishments**

Number assisted:

	Owner		Renter		Total		Person	
	Total	Hispanic	Total	Hispanic	Total	Hispanic	Total	Hispanic
White:	0	0	0	0	0	0	0	0
Black/African American:	0	0	1	0	1	0	0	0
Asian:	0	0	0	0	0	0	0	0
American Indian/Alaskan Native:	0	0	0	0	0	0	0	0
Native Hawaiian/Other Pacific Islander:	0	0	0	0	0	0	0	0
American Indian/Alaskan Native & White:	0	0	0	0	0	0	0	0
Asian White:	0	0	0	0	0	0	0	0
Black/African American & White:	0	0	0	0	0	0	0	0
American Indian/Alaskan Native & Black/African American:	0	0	0	0	0	0	0	0
Other multi-racial:	0	0	0	0	0	0	0	0
Asian/Pacific Islander:	0	0	0	0	0	0	0	0
Hispanic:	0	0	0	0	0	0	0	0
<b>Total:</b>	<b>0</b>	<b>0</b>	<b>1</b>	<b>0</b>	<b>1</b>	<b>0</b>	<b>0</b>	<b>0</b>
Female-headed Households:	0		1		1			



U.S. Department of Housing and Urban Development  
 Office of Community Planning and Development  
 Integrated Disbursement and Information System  
 CDBG Activity Summary Report (GPR) for Program Year 2019  
 FAIRFAX COUNTY

Date: 30-Oct-2020  
 Time: 9:44  
 Page: 103

*Income Category:*

	<b>Owner</b>	<b>Renter</b>	<b>Total</b>	<b>Person</b>
Extremely Low	0	0	0	0
Low Mod	0	1	1	0
Moderate	0	0	0	0
Non Low Moderate	0	0	0	0
Total	0	1	1	0
Percent Low/Mod		100.0%	100.0%	

**Annual Accomplishments**

<b>Years</b>	<b>Accomplishment Narrative</b>	<b># Benefitting</b>
2019	A unit was acquired and serves as affordable housing for a household, with at least two individuals, with an annual income at or below 50% AMI	



U.S. Department of Housing and Urban Development  
 Office of Community Planning and Development  
 Integrated Disbursement and Information System  
 CDBG Activity Summary Report (GPR) for Program Year 2019  
 FAIRFAX COUNTY

Date: 30-Oct-2020  
 Time: 9:44  
 Page: 104

**PGM Year:** 2019  
**Project:** 0008 - Home Repair for the Elderly & Community Rehabilitation Programs  
**IDIS Activity:** 1354 - Home Repair for the Elderly Program

**Status:** Open      **Objective:** Provide decent affordable housing  
**Location:** Address Suppressed      **Outcome:** Affordability  
**Matrix Code:** Rehab; Single-Unit Residential (14A)      **National Objective:** LMH

**Initial Funding Date:** 06/30/2020

**Description:**  
 As in past fiscal years, funding of the Home Repair for the Elderly Program (HREP) will enable minor repairs at no cost to the homeowner for an estimated 100 homes of eligible low-income seniors or persons with disabilities.  
 The HREP provides up to one week of labor and \$500 in material expenses by the HREP crew.  
 The proposed funding will pay salaries and fringe benefits, plus related operating and equipment costs.  
 These funds are supplemented by county funds generated from payments on loans through the Home Improvement Loan Program.

**Financing**

	Fund Type	Grant Year	Grant	Funded Amount	Drawn In Program Year	Drawn Thru Program Year
CDBG	EN	2019	B19UC510001	\$325,128.00	\$0.00	\$0.00
<b>Total</b>	<b>Total</b>			<b>\$325,128.00</b>	<b>\$0.00</b>	<b>\$0.00</b>

**Proposed Accomplishments**

Housing Units : 100

**Actual Accomplishments**

Number assisted:

	Owner		Renter		Total		Person	
	Total	Hispanic	Total	Hispanic	Total	Hispanic	Total	Hispanic
White:	52	11	0	0	52	11	0	0
Black/African American:	19	0	0	0	19	0	0	0
Asian:	17	0	0	0	17	0	0	0
American Indian/Alaskan Native:	0	0	0	0	0	0	0	0
Native Hawaiian/Other Pacific Islander:	0	0	0	0	0	0	0	0
American Indian/Alaskan Native & White:	0	0	0	0	0	0	0	0
Asian White:	0	0	0	0	0	0	0	0
Black/African American & White:	0	0	0	0	0	0	0	0
American Indian/Alaskan Native & Black/African American:	0	0	0	0	0	0	0	0
Other multi-racial:	8	0	0	0	8	0	0	0
Asian/Pacific Islander:	0	0	0	0	0	0	0	0
Hispanic:	0	0	0	0	0	0	0	0

U.S. Department of Housing and Urban Development  
 Office of Community Planning and Development  
 Integrated Disbursement and Information System  
 CDBG Activity Summary Report (GPR) for Program Year 2019  
 FAIRFAX COUNTY

Date: 30-Oct-2020  
 Time: 9:44  
 Page: 105

**Total:** 96 11 0 0 96 11 0 0


Female-headed Households: 77 0 77

*Income Category:*

	Owner	Renter	Total	Person
Extremely Low	67	0	67	0
Low Mod	18	0	18	0
Moderate	11	0	11	0
Non Low Moderate	0	0	0	0
Total	96	0	96	0
Percent Low/Mod	100.0%		100.0%	

**Annual Accomplishments**

Years	Accomplishment Narrative	# Benefitting
2019	A total of 96 non-duplicated households were served by the Home Repair for the Elderly Program in HUD FY 2019/County FY 2020. The average income served in FY 2019 was \$24,634. Although no funds were drawn under this activity number during this fiscal year (expenses were drawn under IDIS 1293), the beneficiaries were recorded under this project activity which is a County FY2020 activity.	



U.S. Department of Housing and Urban Development  
 Office of Community Planning and Development  
 Integrated Disbursement and Information System  
 CDBG Activity Summary Report (GPR) for Program Year 2019  
 FAIRFAX COUNTY

Date: 30-Oct-2020  
 Time: 9:44  
 Page: 106

**PGM Year:** 2020  
**Project:** 0017 - CDBG-CV - Coronavirus Response  
**IDIS Activity:** 1356 - CARES Act Emergency Rent and Utilities Payments (Activity #1)

**Status:** Open      **Objective:** Provide decent affordable housing  
**Location:** Address Suppressed      **Outcome:** Affordability  
**Matrix Code:** Subsistence Payment (05Q)      **National Objective:** LMC

**Initial Funding Date:** 06/23/2020

**Description:**  
 Funding will be used to support emergency rent and utility assistance for households who have lost income due to COVID-19.

**Financing**

	Fund Type	Grant Year	Grant	Funded Amount	Drawn In Program Year	Drawn Thru Program Year
CDBG	EN	2020	B20UW510001	\$787,500.00	\$0.00	\$0.00
<b>Total</b>	<b>Total</b>			<b>\$787,500.00</b>	<b>\$0.00</b>	<b>\$0.00</b>

**Proposed Accomplishments**

People (General) : 204

**Actual Accomplishments**

*Number assisted:*

	Owner		Renter		Total		Person	
	Total	Hispanic	Total	Hispanic	Total	Hispanic	Total	Hispanic
White:	0	0	0	0	0	0		0
Black/African American:	0	0	0	0	0	0	0	0
Asian:	0	0	0	0	0	0	0	0
American Indian/Alaskan Native:	0	0	0	0	0	0	0	0
Native Hawaiian/Other Pacific Islander:	0	0	0	0	0	0	0	0
American Indian/Alaskan Native & White:	0	0	0	0	0	0	0	0
Asian White:	0	0	0	0	0	0	0	0
Black/African American & White:	0	0	0	0	0	0	0	0
American Indian/Alaskan Native & Black/African American:	0	0	0	0	0	0	0	0
Other multi-racial:	0	0	0	0	0	0	0	0
Asian/Pacific Islander:	0	0	0	0	0	0	0	0
Hispanic:	0	0	0	0	0	0	0	0
<b>Total:</b>	<b>0</b>	<b>0</b>	<b>0</b>	<b>0</b>	<b>0</b>	<b>0</b>	<b>0</b>	<b>0</b>
Female-headed Households:	0		0		0			

U.S. Department of Housing and Urban Development  
Office of Community Planning and Development  
Integrated Disbursement and Information System  
CDBG Activity Summary Report (GPR) for Program Year 2019  
FAIRFAX COUNTY

Date: 30-Oct-2020  
Time: 9:44  
Page: 107

*Income Category:*

	<b>Owner</b>	<b>Renter</b>	<b>Total</b>	<b>Person</b>
Extremely Low	0	0	0	0
Low Mod	0	0	0	0
Moderate	0	0	0	0
Non Low Moderate	0	0	0	0
Total	0	0	0	0
Percent Low/Mod				

**Annual Accomplishments**

No data returned for this view. This might be because the applied filter excludes all data.



U.S. Department of Housing and Urban Development  
Office of Community Planning and Development  
Integrated Disbursement and Information System  
CDBG Activity Summary Report (GPR) for Program Year 2019  
FAIRFAX COUNTY

Date: 30-Oct-2020  
Time: 9:44  
Page: 108

---

<b>Total Funded Amount:</b>	<b>\$20,353,834.39</b>
<b>Total Drawn Thru Program Year:</b>	<b>\$12,837,666.35</b>
<b>Total Drawn In Program Year:</b>	<b>\$11,354,953.81</b>



U.S. Department of Housing and Urban Development  
 Office of Community Planning and Development  
 Integrated Disbursement and Information System  
 Drawdown Report by Project and Activity  
 FAIRFAX COUNTY , VA  
 Formula and Competitive Grants only

Program Year/ Project			IDIS Act ID	Activity Name	Prior Year	Voucher Number	AD Line Item	Voucher Status	LOCCS Send Date	G Y
2019	16	CDBG/HOME Affordable Hosing Request For Proposals	1322	Marian Homes - Limoges Drive		6352610	21	Completed	2/20/2020	20
2019	16	CDBG/HOME Affordable Hosing Request For Proposals	1344	Wesley Housing Dev Corp - The Arden		6385549	10	Completed	6/17/2020	20
						6385549	11	Completed	6/17/2020	20

IDIS - PR05

U.S. Department of Housing and Urban Development  
 Office of Community Planning and Development  
 Integrated Disbursement and Information System  
 Drawdown Report by Project and Activity  
 FAIRFAX COUNTY , VA  
 Formula and Competitive Grants only

Program Year/ Project		IDIS Act ID	Activity Name	Prior Year	Voucher Number	Line Item	AD Voucher Status	LOCCS Send Date	G Y
2019	10	FCRHA Properties - Rehabilitation and/or Acquisition	1383		Old Mill Stair Treads				
					6406894	3	Completed	8/26/2020	20
2019	11	Homeownership Program	1345		Homeownership Program - Downpayment Assistance Program				
					6361324	9	Completed	3/18/2020	20
					6373427	15	Completed	4/29/2020	20
					6385549	8	Completed	6/17/2020	20
					6406894	7	Completed	8/26/2020	20
2019	11	Homeownership Program	1346		Homeownership Program Administration				
					6373427	14	Completed	4/29/2020	20
					6385549	7	Completed	6/17/2020	20
					6406894	6	Completed	8/26/2020	20
2019	13	CHDO Set-Aside	1370		Pathway Homes - Sagewood Lane #				
					6420370	3	Completed	10/9/2020	20
					6420373	1	Completed	10/9/2020	20
2019	14	Special Needs Housing	1349		Mondloch Place HVAC Replacement				
					6361324	11	Completed	3/18/2020	20

U.S. Department of Housing and Urban Development  
 Office of Community Planning and Development  
 Integrated Disbursement and Information System  
 Drawdown Report by Project and Activity  
 FAIRFAX COUNTY , VA  
 Formula and Competitive Grants only

Program Year/ Project		IDIS Act ID	Activity Name	Prior Year	Voucher Number	Line Item	AD Voucher Status	LOCCS Send Date	G Y
					6275992	14	Completed	6/18/2019	20
					6331534	11	Completed	12/17/2019	20
					6352610	15	Completed	2/20/2020	20
					6361324	8	Completed	3/18/2020	20
					6373427	12	Completed	4/29/2020	20
2019	7	Targeted Public Services (CCFP)	1338	GSH Homes for the Working Poor					
					6331534	1	Completed	12/17/2019	20
					6352610	3	Completed	2/20/2020	20
					6373427	1	Completed	4/29/2020	20
2019	9	Tenant Based Rental Assistance	1342	Tenant Based Rental Assistance					
					6373359	3	Completed	4/29/2020	20
					6385511	2	Completed	6/17/2020	20
					6406800	2	Completed	8/26/2020	20
					6420370	4	Completed	10/9/2020	20
2019	10	FCRHA Properties - Rehabilitation and/or Acquisition	1324	DeQuincey Home Roof and Deck Rehab					
					6338795	9	Completed	1/8/2020	20
2019	10	FCRHA Properties - Rehabilitation and/or Acquisition	1382	Minerva Fisher Group Home HVAC Replacement					
					6406894	2	Completed	8/26/2020	20

IDIS - PR05

U.S. Department of Housing and Urban Development  
 Office of Community Planning and Development  
 Integrated Disbursement and Information System  
 Drawdown Report by Project and Activity  
 FAIRFAX COUNTY , VA  
 Formula and Competitive Grants only

Program Year/ Project			IDIS Act ID	Activity Name	Prior Year	Voucher Number	Line Item	AD Voucher Status	LOCCS Send Date	G Y
						6352610	4	Completed	2/20/2020	20
2019	6	Affordable Housing (CCFP)	1348	Good Shepherd Housing - <del>7094</del> Pembroke Village		6373427	2	Completed	4/29/2020	20
2019	6	Affordable Housing (CCFP)	1350	Good Shepherd - <del>7095</del> Audubon		6373427	3	Completed	4/29/2020	20
2019	7	Targeted Public Services (CCFP)	1323	GSHFS Emergency Services- Keeping Families at Home		6331534	2	Completed	12/17/2019	20
						6352610	5	Completed	2/20/2020	20
						6373427	4	Completed	4/29/2020	20
2019	7	Targeted Public Services (CCFP)	1326	WHDC Building Communities of Promise		6331534	9	Completed	12/17/2019	20
						6352610	14	Completed	2/20/2020	20
						6361324	7	Completed	3/18/2020	20
						6373427	11	Completed	4/29/2020	20
2019	7	Targeted Public Services (CCFP)	1331	WHDC Promising Futures		6331534	10	Completed	12/17/2019	20
2019	7	Targeted Public Services (CCFP)	1332	WHDC Building for the Future						

U.S. Department of Housing and Urban Development  
 Office of Community Planning and Development  
 Integrated Disbursement and Information System  
 Drawdown Report by Project and Activity  
 FAIRFAX COUNTY, VA  
 Formula and Competitive Grants only

					AD			
Program Year/ Project	IDIS Act ID	Activity Name	Prior Year	Voucher Number	Line Item	Voucher Status	LOCCS Send Date	G Y
2019 4	General Administration	1329 General Administration		6352610	11	Completed	2/20/2020	20
				6361324	5	Completed	3/18/2020	20
				6373427	9	Completed	4/29/2020	20
				6385549	4	Completed	6/17/2020	20
				6385549	5	Completed	6/17/2020	20
				6406894	5	Completed	8/26/2020	20
2019 5	HOME Administration	1330 HOME Administration		6319180	4	Completed	10/30/2019	20
				6331460	4	Completed	12/17/2019	20
				6338933	3	Completed	1/8/2020	20
				6352627	3	Completed	2/20/2020	20
				6361286	3	Completed	3/18/2020	20
				6373359	4	Completed	4/29/2020	20
				6385511	3	Completed	6/17/2020	20
				6406800	3	Completed	8/26/2020	20
	6420370	5	Completed	10/9/2020	20			
2019 6	Affordable Housing (CCFP)	1339 Good Shepherd - Pembroke Village		6352610	1	Completed	2/20/2020	20
				6352610	2	Completed	2/20/2020	20
2019 6	Affordable Housing (CCFP)	1340 GSH 7980 Audubon						

IDIS - PR05

U.S. Department of Housing and Urban Development  
 Office of Community Planning and Development  
 Integrated Disbursement and Information System  
 Drawdown Report by Project and Activity  
 FAIRFAX COUNTY , VA  
 Formula and Competitive Grants only

REPORT FOR           PROGRAM : CDBG, HOME, CDBG-R, HOPWA, ESG  
                           PGM YR : 2019  
                           PROJECT : ALL  
                           ACTIVITY : ALL

Program Year/ Project	IDIS Act ID	Activity Name	Prior Year	Voucher Number	AD Line Item	Voucher Status	LOCCS Send Date	G Y
2019 1 Section 108 Loan Payments	1307	Section 108 Loan Payments		6307690	6	Completed	10/18/2019	20
				6307690	7	Completed	9/24/2019	20
				6352610	13	Completed	3/17/2020	20
2019 1 Section 108 Loan Payments	1327	Section 108 Promissory Notes Defesance		6319102	4	Completed	12/5/2019	20
2019 2 Fair Housing	1328	Fair Housing		6331460	2	Completed	12/17/2019	20
				6338933	1	Completed	1/8/2020	20
				6352627	1	Completed	2/20/2020	20
				6361286	1	Completed	3/18/2020	20
				6373359	1	Completed	4/29/2020	20
				6385511	1	Completed	6/17/2020	20
				6406800	1	Completed	8/26/2020	20
	6420370	1	Completed	10/9/2020	20			

U.S. DEPARTMENT OF HOUSING AND  
 URBAN DEVELOPMENT  
 OFFICE OF COMMUNITY PLANNING AND  
 DEVELOPMENT  
 PR06 - Summary of Consolidated Plan  
 Projects for Report Year

DATE: 10/30/2020  
 TIME: 9:48:28 AM  
 PAGE: 1/8

IDIS

Plan IDIS Year Project	Project Title and Description	Program
2019 1	Section 108 Loan Payments	CDBG
2	Fair Housing	HOME
3	Planning	CDBG
4	General Administration	CDBG

U.S. DEPARTMENT OF HOUSING AND  
 URBAN DEVELOPMENT  
 OFFICE OF COMMUNITY PLANNING AND  
 DEVELOPMENT  
 PR06 - Summary of Consolidated Plan  
 Projects for Report Year

DATE: 10/30/2020  
 TIME: 9:48:28 AM  
 PAGE: 2/8

DIS

Project Estimate	Committed Amount	Amount Drawn Thru Report Year	Amount Available to Draw	Amount Drawn in Report Year
\$581,610.00	\$4,563,790.10	\$4,563,790.10	\$0.00	\$4,563,790.10

\$330,108.00    \$182,543.00            \$0.00    \$182,543.00            \$0.00

\$41,166.00    \$33,649.00            \$30,817.09    \$2,831.91            \$30,817.09

\$639,667.00    \$234,831.00            \$0.00    \$234,831.00            \$0.00

\$923,197.00    \$704,493.00            \$113,544.86    \$590,948.14            \$113,544.86



U.S. DEPARTMENT OF HOUSING AND  
 URBAN DEVELOPMENT  
 OFFICE OF COMMUNITY PLANNING AND  
 DEVELOPMENT  
 PR06 - Summary of Consolidated Plan  
 Projects for Report Year

DATE: 10/30/2020  
 TIME: 9:48:28 AM  
 PAGE: 3/8

IDIS

Plan IDIS Year Project	Project Title and Description		Program
2019 5	HOME Administration	The funds will be used to support the operation of the HOME Program and the projects to which HOME funding are allocated. The funding will be used to pay salaries and fringe benefits, operating and equipment costs, and eligible planning and design pre-development costs related to FCRHA housing development projects.	HOME
6	Affordable Housing (CCFP)	The funding will be allocated to the CCFP to fund affordable housing programs and activities carried out by eligible nonprofits for the provision, development and preservation of affordable housing in accordance with CDBG eligibility criteria and the CCFP priorities adopted by the Board of Supervisors (Board). The funding for specific programs and activities were subject to appropriation by the Board.	CDBG
7	Targeted Public Services (CCFP)	Fifteen percent of the CDBG award will be allocated to the CCFP for Targeted Public Services activities. The funds have been awarded through the CCFP to eligible nonprofit corporations for the delivery of public services in accordance with CDBG eligibility criteria and the CCFP priorities adopted by the Board. Funding for specific activities was subject to appropriations by the Board.	CDBG
8	Home Repair for the Elderly & Community Rehabilitation Programs	Funding will be used to enable minor repairs to approximately 100 homes at no cost to the homeowners, who will be low-income senior or persons with disabilities. The Home Repair for the Elderly Program (HREP) will provide up to one week of labor by program staff and \$500 in materials. The funding will be used to pay salaries and fringe benefits, and related operating and equipment costs. The funds allocated to the HREP will be leveraged with county funds generated from the loan payment proceeds of the county's Home Improvement Loan Program. The funding also will be used to support the provision of technical assistance, training and referral services through the Community Rehabilitation for the preservation of affordable single and multi-family housing units in the Town of Herndon. The services will be provided to enable renovations needed for local code compliance, to install accessibility features needed by occupants, or to correct deficiencies necessary for housing preservation or prevent homelessness.	CDBG
9	Tenant Based Rental Assistance	The funding will be used to provide rental assistance to prevent homelessness, help persons who are experiencing homelessness obtain permanent housing, support housing stability for persons with special needs, respond to reasonable accommodation requests and subsidize units for clients of the PROGRESS Center (See AP-85).	HOME

U.S. DEPARTMENT OF HOUSING AND  
 URBAN DEVELOPMENT  
 OFFICE OF COMMUNITY PLANNING AND  
 DEVELOPMENT  
 PR06 - Summary of Consolidated Plan  
 Projects for Report Year

DATE: 10/30/2020  
 TIME: 9:48:28 AM  
 PAGE: 4/8

IDIS

Project Estimate	Committed Amount	Amount Drawn Thru Report Year	Amount Available to Draw	Amount Drawn in Report Year
\$176,074.00	\$339,340.41	\$127,484.07	\$211,856.34	\$127,484.07
\$603,050.00	\$635,988.00	\$635,988.00	\$0.00	\$635,988.00
\$841,400.00	\$841,400.00	\$836,120.41	\$5,279.59	\$832,446.32
\$729,678.00	\$325,128.00	\$0.00	\$325,128.00	\$0.00
\$947,235.00	\$628,430.00	\$137,928.48	\$490,501.52	\$137,928.48

U.S. DEPARTMENT OF HOUSING AND  
URBAN DEVELOPMENT  
OFFICE OF COMMUNITY PLANNING AND  
DEVELOPMENT

DATE: 10/30/2020  
TIME: 9:48:28 AM  
PAGE: 5/8

PR06 - Summary of Consolidated Plan  
Projects for Report Year

IDIS

Plan IDIS Year Project	Project Title and Description		Program
2019 10	FCRHA Properties - Rehabilitation and/or Acquisition	The funding will be used to rehabilitate FCRHA owned residential properties in order to maintain safety and quality of life for residents. A portion of the funding also may be used to purchase Affordable Dwelling Units or other properties for rental.	CDBG HOME
11	Homeownership Program	The funding will be used to pay salaries and fringe benefits for staff who are involved in homeownership activities related to the First-Time Homebuyer program, whose duties include application intake/data entry, maintenance of the waiting list, application processing, eligibility certification, marketing of new and resale units, conduction purchasing opportunity lotteries, establishing resale prices, monitoring second trust loans, conducting required annual occupancy certifications, disseminating of program information, providing applicant and homeowner educational programs and counseling, and providing financial assistance to homebuyers when available.	CDBG
12	Relocation Program	The funding will be used to provide relocation benefits as needed to residents of FCRHA properties to facilitate rehabilitation of housing units and buildings. Funding also may be used to support the provision of federally mandated relocation and advisory services or reviews and technical assistance for nonprofit developers of CDBG or HOME funded housing.	CDBG
13	CHDO Set-Aside	The funding will be used to acquire or develop additional, or rehabilitate existing, affordable housing units to be used for rental properties or to be sold to eligible homebuyers.	HOME
14	Special Needs Housing	The funds will be used to support the development, preservation, acquisition, modification and rehabilitation of housing and facilities to serve persons with special needs, as defined by the Housing Blueprint including persons who are experiencing homelessness, have disabilities, are 62 years or older, are large families with severely limited housing options, are severely rent burdened or are victims of domestic violence. All of the funding is earmarked to be included in the FY 2020 CDBG/HOME Affordable Housing Request for Proposals (See Project 16).	CDBG HOME
15	Emergency Solutions Grant	Pursuant to the HEARTH Act, all of the funding will be used to fund activities that have an emphasis on preventing homelessness and rapidly re-housing people experiencing homelessness.	HESG
16	CDBG/HOME Affordable Hosing Request For Proposals	The funding will be used to support the acquisition, preservation and/or rehabilitation of existing affordable housing units, and the development of additional affordable housing units for renters or homebuyers. The notice of funding availability will coincide with the availability of the CHDO funding for FY 2021.	CDBG HOME

U.S. DEPARTMENT OF HOUSING AND  
 URBAN DEVELOPMENT  
 OFFICE OF COMMUNITY PLANNING AND  
 DEVELOPMENT  
 PR06 - Summary of Consolidated Plan  
 Projects for Report Year

DATE: 10/30/2020  
 TIME: 9:48:28 AM  
 PAGE: 6/8

IDIS

Project Estimate	Committed Amount	Amount Drawn Thru Report Year	Amount Available to Draw	Amount Drawn in Report Year
\$2,873,871.00	\$68,225.60	\$13,010.00	\$55,215.60	\$13,010.00
\$632,857.00	\$0.00	\$0.00	\$0.00	\$0.00
\$1,175,070.00	\$707,538.15	\$292,876.49	\$414,661.66	\$292,876.49
\$170,750.00	\$0.00	\$0.00	\$0.00	\$0.00
\$437,962.00	\$15,881.00	\$0.00	\$15,881.00	\$0.00
\$943,332.00	\$41,181.20	\$41,181.20	\$0.00	\$41,181.20
\$480,582.00	\$0.00	\$0.00	\$0.00	\$0.00
\$473,009.00	\$473,009.00	\$273,694.72	\$199,314.28	\$273,694.72
\$2,990,337.00	\$1,427,351.00	\$1,427,351.00	\$0.00	\$1,427,351.00
\$1,292,510.00	\$373,947.00	\$0.00	\$373,947.00	\$0.00

U.S. DEPARTMENT OF HOUSING AND  
URBAN DEVELOPMENT  
OFFICE OF COMMUNITY PLANNING AND  
DEVELOPMENT  
PR06 - Summary of Consolidated Plan  
Projects for Report Year

DATE: 10/30/2020  
TIME: 9:48:28 AM  
PAGE: 7/8

IDIS

Plan IDIS Year Project	Project Title and Description	Program
2019 17	North Hill	The funding will support pre-development costs for the North Hill Affordable Multifamily Rental Housing Development, to provide 278 affordable units, and the North Hill Community Park, for the benefit of approximately 3,260 persons, including approximately 1,450 low-moderate income persons.

U.S. DEPARTMENT OF HOUSING AND  
URBAN DEVELOPMENT  
OFFICE OF COMMUNITY PLANNING AND  
DEVELOPMENT  
PR06 - Summary of Consolidated Plan  
Projects for Report Year

DATE: 10/30/2020  
TIME: 9:48:28 AM  
PAGE: 8/8

IDIS

<u>Project Estimate</u>	<u>Committed Amount</u>	<u>Amount Drawn Thru Report Year</u>	<u>Amount Available to Draw</u>	<u>Amount Drawn in Report Year</u>
\$620,213.00	\$0.00	\$0.00	\$0.00	\$0.00

U.S. Department of Housing and Urban Development  
 Office of Community Planning and Development  
 Integrated Disbursement and Information System  
 Program Income Details by Fiscal Year and Program  
 FAIRFAX COUNTY,VA

Report for Program:CDBG, HOPWA, HOME, CDBG-R, ESG

\*Data Only Provided for Time Period Queried:07-01-2019 to 06-30-2020

Program Year	Associated Program	Fund Grant Number	Fund Type	Estimated Income for Year	Transaction	Voucher #	Voucher Created	Voucher Type	IDIS Proj. ID	IDIS Actv. ID	Matrix Code	Received/Drawn Amount	
			PA		DRAWS	6307669001	09-24-19	PY	2	1281	21D	2,950.58	
												Receipts	
												PI Draws	0.00
												PA Draws	2,950.58
												Balance	(2,950.58)
<b>2015</b>	<b>HOME</b>	<b>M15UC510503</b>										<b>Total Local Account Receipts</b>	
												<b>Total Local Account Draws</b>	<b>2,950.58</b>
												<b>Total Local Account Balance</b>	<b>(2,950.58)</b>
2017	CDBG	B17UC510001	PI	0.00									
					RECEIPTS								
						5252193001	07-25-19		25	824	14A	46,808.96	
						5252194001	07-25-19		30	440	03Z	24,040.86	
					DRAWS								
						6292620005	08-06-19	PY	4	1283	21A	32,561.95	
												PI Receipts	70,849.82
												PI Draws	32,561.95
												PI Balance	38,287.87

Program Year	Program	Associated Grant Number	Fund Type	Estimated Income for Year	Transaction	Voucher #	Voucher Created	Voucher Type	IDIS Proj. ID	IDIS Actv. ID	Matrix Code	Received/Drawn Amount
<b>2017</b>	<b>CDBG</b>											<b>Total CDBG Receipts*:</b> <b>70,849.82</b> <b>Total CDBG Draws against Receipts*:</b> <b>32,561.95</b> <b>Total CDBG Receipt Fund Balance*:</b> <b>38,287.87</b>
2017	HOME	M17UC510503	PI PI	0.00	DRAWS	6292705003	08-06-19	PY	9	1294		43,181.95
												Receipts PI Draws 43,181.95 PA Draws 0.00 Balance (43,181.95)
<b>2017</b>	<b>HOME</b>	<b>M17UC510503</b>										<b>Total Local Account Receipts</b> <b>Total Local Account Draws</b> <b>43,181.95</b> <b>Total Local Account Balance</b> <b>(43,181.95)</b>
2018	CDBG	B07UC510001-OLD	SI	0.00	RECEIPTS	5290300001	07-12-19		1	1307	19F	3,999,779.32
					DRAWS	6307690006	09-24-19	PY	1	1307	19F	311,799.10
						6319102004	10-29-19	PY	1	1327	19F	3,540,404.70
						6352610013	02-20-20	PY	1	1307	19F	58,953.15
												SI Receipts 3,999,779.32 SI Draws 3,911,156.95 SI Balance 88,622.37
2018	CDBG	B18UC510001	PI	0.00	RECEIPTS	5279772001	07-25-19		38	177	19F	4,194,112.24



Program Year	Associated Program	Grant Number	Fund Type	Estimated Income for Year	Transaction	Voucher #	Voucher Created	Voucher Type	IDIS Proj. ID	IDIS Actv. ID	Matrix Code	Receipted/Drawn Amount
DRAWS												
						6275992013	03-16-20	PY	7	1285	05D	45,024.16
						6275992014	03-16-20	PY	7	1332	05D	3,674.09
						6292620006	08-06-19	PY	4	1283	21A	96,385.77
						6292620010	08-06-19	PY	16	1314	01	291,137.00
						6307690003	09-24-19	PY	8	1293	14H	40,921.14
						6307690007	09-24-19	PY	1	1307	19F	652,633.15
						6307690008	09-24-19	PY	11	1313	13B	113,315.31
						6307690009	09-24-19	PY	11	1317	21A	58,804.79
						6319102001	10-29-19	PY	2	1245	21D	6,984.48
						6319102002	10-29-19	PY	3	1246	20	25,160.50
						6319102005	10-29-19	PY	7	1286	05A	19,498.74
						6319102006	10-29-19	PY	11	1313	13B	34,911.88
						6331534002	12-11-19	PY	7	1323	05Q	16,708.50
						6331534003	12-11-19	PY	2	1245	21D	6,984.50
						6331534004	12-11-19	PY	8	1301	14H	46,348.00
						6331534005	12-11-19	PY	8	1293	14H	5,359.51
						6331534006	12-11-19	PY	3	1246	20	23,366.02
						6331534007	12-11-19	PY	3	1282	20	4,337.18
						6331534009	12-11-19	PY	7	1326	05A	57,644.25
						6331534010	12-11-19	PY	7	1331	05H	155.00
						6331534011	12-11-19	PY	7	1332	05D	50,541.25
						6331534012	12-11-19	PY	11	1317	21A	63,859.55
						6331534013	12-11-19	PY	11	1313	13B	9,519.29
						6338795001	01-08-20	PY	2	1281	21D	6,984.43
						6338795002	01-08-20	PY	8	1293	14H	14,863.02
						6338795003	01-08-20	PY	3	1282	20	28,131.00
						6338795004	01-08-20	PY	4	1283	21A	26,793.20
						6338795005	01-08-20	PY	11	1313	13B	25,251.28
						6338795006	01-08-20	PY	11	1317	21A	28,883.09
						6338795009	01-08-20	PY	10	1324	14B	13,010.00
						6352610004	02-20-20	PY	6	1340	01	133,000.00

Program Year	Program	Associated Grant Number	Fund Type	Estimated Income for Year	Transaction	Voucher #	Voucher Created	Voucher Type	IDIS Proj. ID	IDIS Actv. ID	Matrix Code	Received/Drawn Amount
						6352610005	02-20-20	PY	7	1323	05Q	16,708.50
						6352610006	02-20-20	PY	2	1245	21D	10,293.45
						6352610007	02-20-20	PY	2	1281	21D	21,773.20
						6352610010	02-20-20	PY	4	1283	21A	36,597.74
						6352610011	02-20-20	PY	4	1329	21A	30,200.40
						6352610016	02-20-20	PY	11	1313	13B	87,002.24
						6352610017	02-20-20	PY	11	1317	21A	111,513.05
						6352610019	02-20-20	PY	16	1334	01	177,000.00
						6352610020	02-20-20	PY	16	1341	01	175,000.00
						6361324001	03-17-20	PY	7	1289	05Q	5,877.72
						6361324002	03-17-20	PY	2	1281	21D	15,983.77
						6361324005	03-17-20	PY	4	1329	21A	16,251.84
						6361324008	03-17-20	PY	7	1332	05D	43,967.10
						6361324009	03-17-20	PY	11	1345	13B	33,662.13
						6361324010	03-17-20	PY	11	1317	21A	32,064.36
						6373427005	04-29-20	PY	2	1281	21D	15,906.31
						6373427006	04-29-20	PY	8	1301	14H	52,587.95
						6373427009	04-29-20	PY	4	1329	21A	33,154.62
						6373427013	04-29-20	PY	11	1317	21A	22,726.16
						6373427014	04-29-20	PY	11	1346	21A	35,163.84
						6373427017	04-29-20	PY	16	1347	01	153,899.00
						6385549001	06-15-20	PY	2	1281	21D	3,413.50
						6385549002	06-15-20	PY	8	1293	14H	32,479.29
						6385549003	06-15-20	PY	3	1282	20	54,987.84
						6385549004	06-15-20	PY	4	1329	21A	31,537.56

PI Receipts	4,194,112.24
PI Draws	3,199,941.65
PI Balance	994,170.59

2018 CDBG

<b>Total CDBG Receipts*:</b>	<b>8,193,891.56</b>
<b>Total CDBG Draws against Receipts*:</b>	<b>7,111,098.60</b>
<b>Total CDBG Receipt Fund Balance*:</b>	<b>1,082,792.96</b>



Program Year	Program	Associated Grant Number	Fund Type	Estimated Income for Year	Transaction	Voucher #	Voucher Created	Voucher Type	IDIS Proj. ID	IDIS Actv. ID	Matrix Code	Receipted/Drawn Amount
--------------	---------	-------------------------	-----------	---------------------------	-------------	-----------	-----------------	--------------	---------------	---------------	-------------	------------------------

PI Receipts	183,654.29
PI Draws	171,326.72
PI Balance	12,327.57

**2019 CDBG**

<b>Total CDBG Receipts*</b>	<b>183,654.29</b>
<b>Total CDBG Draws against Receipts*</b>	<b>171,326.72</b>
<b>Total CDBG Receipt Fund Balance*</b>	<b>12,327.57</b>

2019 HOME M19UC510503 PI 0.00

RECEIPTS

5321208001	06-30-20	8,020.90
------------	----------	----------

Receipts	8,020.90
PI Draws	
PA Draws	
Balance	8,020.90

**2019 HOME M19UC510503**

<b>Total Local Account Receipts</b>	<b>8,020.90</b>
<b>Total Local Account Draws</b>	
<b>Total Local Account Balance</b>	<b>8,020.90</b>



U.S. Department of Housing and Urban Development  
 Office of Community Planning and Development  
 Integrated Disbursement and Information System  
 CDBG Summary of Accomplishments  
 Program Year: 2019

DATE: 10-30-20  
 TIME: 11:42  
 PAGE: 1

FAIRFAX COUNTY

Count of CDBG Activities with Disbursements by Activity Group & Matrix Code

Activity Group	Activity Category	Open Count	Open Activities Disbursed	Completed Count	Completed Activities Disbursed	Program Year Count	Total Activities Disbursed
Acquisition	Acquisition of Real Property (01)	1	\$957,351.00	10	\$1,518,091.00	11	\$2,475,442.00
	Relocation (08)	1	\$181,026.56	0	\$0.00	1	\$181,026.56
	<b>Total Acquisition</b>	<b>2</b>	<b>\$1,138,377.56</b>	<b>10</b>	<b>\$1,518,091.00</b>	<b>12</b>	<b>\$2,656,468.56</b>
Housing	Homeownership Assistance-excluding Housing Counseling under 24 CFR 5.100 (13B)	1	\$215,208.27	2	\$430,000.00	3	\$645,208.27
	Rehab; Single-Unit Residential (14A)	1	\$0.00	1	\$0.00	2	\$0.00
	Rehab; Multi-Unit Residential (14B)	0	\$0.00	1	\$13,010.00	1	\$13,010.00
	Rehab; Other Publicly-Owned Residential Buildings (14D)	1	\$57,629.64	1	\$41,181.20	2	\$98,810.84
	Acquisition for Rehabilitation (14G)	1	\$470,000.00	5	\$246,933.00	6	\$716,933.00
	Rehabilitation Administration (14H)	2	\$284,934.51	1	\$77,692.72	3	\$362,627.23
	Housing Services - Excluding Housing Counseling, under 24 CFR 5.100 (14J)	1	\$336,389.41	0	\$0.00	1	\$336,389.41
	<b>Total Housing</b>	<b>7</b>	<b>\$1,364,161.83</b>	<b>11</b>	<b>\$808,816.92</b>	<b>18</b>	<b>\$2,172,978.75</b>
Public Services	Senior Services (05A)	1	\$230,577.00	1	\$19,498.74	2	\$250,075.74
	Youth Services (05D)	1	\$198,490.91	2	\$0.00	3	\$198,490.91
	Employment Training (05H)	0	\$0.00	2	\$13,801.00	2	\$13,801.00
	Subsistence Payment (05Q)	3	\$72,711.72	0	\$0.00	3	\$72,711.72
	Other Public Services Not Listed in 05A-05Y, 03T (05Z)	0	\$0.00	1	\$81,418.00	1	\$81,418.00
	<b>Total Public Services</b>	<b>5</b>	<b>\$501,779.63</b>	<b>6</b>	<b>\$114,717.74</b>	<b>11</b>	<b>\$616,497.37</b>
General Administration and Planning	Planning (20)	2	\$241,987.33	1	\$139,229.89	3	\$381,217.22
	General Program Administration (21A)	2	\$191,213.08	2	\$660,165.14	4	\$851,378.22
	Fair Housing Activities (subject to 20% Admin Cap) (21D)	2	\$64,061.21	1	\$48,562.38	3	\$112,623.59
	<b>Total General Administration and Planning</b>	<b>6</b>	<b>\$497,261.62</b>	<b>4</b>	<b>\$847,957.41</b>	<b>10</b>	<b>\$1,345,219.03</b>
Repayment of Section 108 Loans	Planned Repayment of Section 108 Loan Principal (19F)	0	\$0.00	3	\$4,563,790.10	3	\$4,563,790.10
	<b>Total Repayment of Section 108 Loans</b>	<b>0</b>	<b>\$0.00</b>	<b>3</b>	<b>\$4,563,790.10</b>	<b>3</b>	<b>\$4,563,790.10</b>
<b>Grand Total</b>		<b>20</b>	<b>\$3,501,580.64</b>	<b>34</b>	<b>\$7,853,373.17</b>	<b>54</b>	<b>\$11,354,953.81</b>



FAIRFAX COUNTY

**CDBG Sum of Actual Accomplishments by Activity Group and Accomplishment Type**

Activity Group	Matrix Code	Accomplishment Type	Open Count	Completed Count	Program Year Totals
Acquisition	Acquisition of Real Property (01)	Housing Units	0	14	14
	Relocation (08)	Households	43	0	43
	<b>Total Acquisition</b>		<b>43</b>	<b>14</b>	<b>57</b>
Housing	Homeownership Assistance-excluding Housing Counseling under 24 CFR 5.100 (13B)	Households	40	18	58
	Rehab; Single-Unit Residential (14A)	Housing Units	96	32	128
	Rehab; Multi-Unit Residential (14B)	Housing Units	0	5	5
	Rehab; Other Publicly-Owned Residential Buildings (14D)	Housing Units	0	20	20
	Acquisition for Rehabilitation (14G)	Housing Units	0	14	14
	Rehabilitation Administration (14H)	Housing Units	48,877	130	49,007
	Housing Services - Excluding Housing Counseling, under 24 CFR 5.100 (14J)	Housing Units	119	0	119
	<b>Total Housing</b>		<b>49,132</b>	<b>219</b>	<b>49,351</b>
Public Services	Senior Services (05A)	Persons	213	175	388
	Youth Services (05D)	Persons	86	205	291
	Employment Training (05H)	Persons	0	1,122	1,122
	Subsistence Payment (05Q)	Persons	186	0	186
	Other Public Services Not Listed in 05A-05Y, 03T (05Z)	Persons	0	317	317
	<b>Total Public Services</b>		<b>485</b>	<b>1,819</b>	<b>2,304</b>
<b>Grand Total</b>		<b>49,660</b>	<b>2,052</b>	<b>51,712</b>	



FAIRFAX COUNTY

**CDBG Beneficiaries by Racial / Ethnic Category**

Housing-Non Housing	Race	Total Persons	Total Hispanic		
			Persons	Total Households	
				Total Hispanic Households	
Housing	White	0	0	275	45
	Black/African American	0	0	214	2
	Asian	0	0	73	1
	American Indian/Alaskan Native	0	0	3	0
	Native Hawaiian/Other Pacific Islander	0	0	1	0
	Black/African American & White	0	0	2	0
	Other multi-racial	0	0	23	1
	<b>Total Housing</b>	<b>0</b>	<b>0</b>	<b>591</b>	<b>49</b>
Non Housing	White	342	53	14	4
	Black/African American	1,231	70	35	1
	Asian	116	4	6	0
	American Indian/Alaskan Native	9	0	0	0
	Native Hawaiian/Other Pacific Islander	42	0	0	0
	American Indian/Alaskan Native & White	3	0	0	0
	Other multi-racial	561	278	2	1
	<b>Total Non Housing</b>	<b>2,304</b>	<b>405</b>	<b>57</b>	<b>6</b>
Grand Total	White	342	53	289	49
	Black/African American	1,231	70	249	3
	Asian	116	4	79	1
	American Indian/Alaskan Native	9	0	3	0
	Native Hawaiian/Other Pacific Islander	42	0	1	0
	American Indian/Alaskan Native & White	3	0	0	0
	Black/African American & White	0	0	2	0
	Other multi-racial	561	278	25	2
<b>Total Grand Total</b>	<b>2,304</b>	<b>405</b>	<b>648</b>	<b>55</b>	



FAIRFAX COUNTY

**CDBG Beneficiaries by Income Category**

	<b>Income Levels</b>	<b>Owner Occupied</b>	<b>Renter Occupied</b>	<b>Persons</b>
Housing	Extremely Low (<=30%)	84	94	0
	Low (>30% and <=50%)	29	55	0
	Mod (>50% and <=80%)	23	9	0
	Total Low-Mod	136	158	0
	Non Low-Mod (>80%)	0	0	0
	Total Beneficiaries	136	158	0
Non Housing	Extremely Low (<=30%)	0	30	418
	Low (>30% and <=50%)	0	11	386
	Mod (>50% and <=80%)	0	7	304
	Total Low-Mod	0	48	1,108
	Non Low-Mod (>80%)	0	7	0
	Total Beneficiaries	0	55	1,108





Program Year: 2019  
 Start Date 01-Jul-2019 - End Date 30-Jun-2020  
**FAIRFAX COUNTY**  
**Home Disbursements and Unit Completions**

Activity Type	Disbursed Amount	Units Completed	Units Occupied
Rentals	\$1,239,513.00	10	10
TBRA Families	\$240,505.48	4	4
Total, Rentals and TBRA	\$1,480,018.48	14	14
<b>Grand Total</b>	<b>\$1,480,018.48</b>	<b>14</b>	<b>14</b>

**Home Unit Completions by Percent of Area Median Income**

Activity Type	Units Completed		
	0% - 30%	Total 0% - 60%	Total 0% - 80%
Rentals	10	10	10
TBRA Families	4	4	4
Total, Rentals and TBRA	14	14	14
<b>Grand Total</b>	<b>14</b>	<b>14</b>	<b>14</b>



Program Year: 2019

Start Date 01-Jul-2019 - End Date 30-Jun-2020

**FAIRFAX COUNTY**

**Home Unit Reported As Vacant**

<b>Activity Type</b>	<b>Reported as Vacant</b>
Rentals	0
TBRA Families	0
Total, Rentals and TBRA	0
<b>Grand Total</b>	<b>0</b>



Program Year: 2019  
 Start Date 01-Jul-2019 - End Date 30-Jun-2020

**FAIRFAX COUNTY**

**Home Unit Completions by Racial / Ethnic Category**

	Rentals		TBRA Families	
	Units Completed	Units Completed - Hispanics	Units Completed	Units Completed - Hispanics
White	6	0	2	0
Black/African American	4	0	2	0
<b>Total</b>	<b>10</b>	<b>0</b>	<b>4</b>	<b>0</b>

	Total, Rentals and TBRA		Grand Total	
	Units Completed	Units Completed - Hispanics	Units Completed	Units Completed - Hispanics
White	8	0	8	0
Black/African American	6	0	6	0
<b>Total</b>	<b>14</b>	<b>0</b>	<b>14</b>	<b>0</b>



Program Year: 2019  
 Start Date 01-Jul-2019 - End Date 30-Jun-2020  
**FAIRFAX COUNTY**  
**Home Disbursements and Unit Completions**

Activity Type	Disbursed Amount	Units Completed	Units Occupied
Rentals	\$1,239,513.00	10	10
TBRA Families	\$240,505.48	4	4
Total, Rentals and TBRA	\$1,480,018.48	14	14
<b>Grand Total</b>	<b>\$1,480,018.48</b>	<b>14</b>	<b>14</b>

**Home Unit Completions by Percent of Area Median Income**

Activity Type	Units Completed		
	0% - 30%	Total 0% - 60%	Total 0% - 80%
Rentals	10	10	10
TBRA Families	4	4	4
Total, Rentals and TBRA	14	14	14
<b>Grand Total</b>	<b>14</b>	<b>14</b>	<b>14</b>



Program Year: 2019

Start Date 01-Jul-2019 - End Date 30-Jun-2020

**FAIRFAX COUNTY**

**Home Unit Reported As Vacant**

<b>Activity Type</b>	<b>Reported as Vacant</b>
Rentals	0
TBRA Families	0
Total, Rentals and TBRA	0
<b>Grand Total</b>	<b>0</b>



Program Year: 2019

Start Date 01-Jul-2019 - End Date 30-Jun-2020

**FAIRFAX COUNTY**

**Home Unit Completions by Racial / Ethnic Category**

	Rentals		TBRA Families	
	Units Completed	Units Completed - Hispanics	Units Completed	Units Completed - Hispanics
White	6	0	2	0
Black/African American	4	0	2	0
<b>Total</b>	<b>10</b>	<b>0</b>	<b>4</b>	<b>0</b>

	Total, Rentals and TBRA		Grand Total	
	Units Completed	Units Completed - Hispanics	Units Completed	Units Completed - Hispanics
White	8	0	8	0
Black/African American	6	0	6	0
<b>Total</b>	<b>14</b>	<b>0</b>	<b>14</b>	<b>0</b>

IDIS - PR81

FAIRFAX  
COUNTY

U.S. Department of Housing and Urban Development  
Office of Community Planning and Development  
Integrated Disbursement and Information System  
ESG Performance Measures Report  
Program Year FAIRFAX COUNTY,VA

Objectives/Outcomes Legend:

1/1 = Enhanced Suitable Living Through Improved Accessibility  
1/2 = Enhanced Suitable Living Through Improved Affordability  
1/3 = Enhanced Suitable Living Through Improved Sustainability

2/1 = Created Decent Housing With Improved Accessibility  
2/2 = Created Decent Housing With Improved Affordability  
2/3 = Created Decent Housing With Improved Sustainability

3/1 = Provided Economic Opportunity Through Improved Accessibility  
3/2 = Provided Economic Opportunity Through Improved Affordability  
3/3 = Provided Economic Opportunity Through Improved Sustainability

IDIS - PR81

FAIRFAX  
COUNTY

U.S. Department of Housing and Urban Development  
Office of Community Planning and Development  
Integrated Disbursement and Information System  
ESG Performance Measures Report  
Program Year FAIRFAX COUNTY,VA

Community Based

Objectives/Outcomes	Persons	ESG Dollars	Other Federal Funds	Local Government	Private	Fees
1/1	0	\$0	\$0	\$0	\$0	\$0
1/2	0	\$0	\$0	\$0	\$0	\$0
1/3	0	\$0	\$0	\$0	\$0	\$0
<b>Sub-Totals</b>	<b>0</b>	<b>\$0</b>	<b>\$0</b>	<b>\$0</b>	<b>\$0</b>	<b>\$0</b>
2/1	0	\$0	\$0	\$0	\$0	\$0
2/2	0	\$0	\$0	\$0	\$0	\$0
2/3	0	\$0	\$0	\$0	\$0	\$0
<b>Sub-Totals</b>	<b>0</b>	<b>\$0</b>	<b>\$0</b>	<b>\$0</b>	<b>\$0</b>	<b>\$0</b>
3/1	0	\$0	\$0	\$0	\$0	\$0
3/2	0	\$0	\$0	\$0	\$0	\$0
3/3	0	\$0	\$0	\$0	\$0	\$0
<b>Sub-Totals</b>	<b>0</b>	<b>\$0</b>	<b>\$0</b>	<b>\$0</b>	<b>\$0</b>	<b>\$0</b>
<b>Totals</b>	<b>0</b>	<b>\$0</b>	<b>\$0</b>	<b>\$0</b>	<b>\$0</b>	<b>\$0</b>



IDIS - PR81

FAIRFAX  
COUNTY

U.S. Department of Housing and Urban Development  
Office of Community Planning and Development  
Integrated Disbursement and Information System  
ESG Performance Measures Report  
Program Year FAIRFAX COUNTY,VA

Faith Based Non-Profit

Objectives/Outcomes	Persons	ESG Dollars	Other Federal Funds	Local Government	Private	Fees
1/1	0	\$0	\$0	\$0	\$0	\$0
1/2	0	\$0	\$0	\$0	\$0	\$0
1/3	0	\$0	\$0	\$0	\$0	\$0
<b>Sub-Totals</b>	<b>0</b>	<b>\$0</b>	<b>\$0</b>	<b>\$0</b>	<b>\$0</b>	<b>\$0</b>
2/1	0	\$0	\$0	\$0	\$0	\$0
2/2	0	\$0	\$0	\$0	\$0	\$0
2/3	0	\$0	\$0	\$0	\$0	\$0
<b>Sub-Totals</b>	<b>0</b>	<b>\$0</b>	<b>\$0</b>	<b>\$0</b>	<b>\$0</b>	<b>\$0</b>
3/1	0	\$0	\$0	\$0	\$0	\$0
3/2	0	\$0	\$0	\$0	\$0	\$0
3/3	0	\$0	\$0	\$0	\$0	\$0
<b>Sub-Totals</b>	<b>0</b>	<b>\$0</b>	<b>\$0</b>	<b>\$0</b>	<b>\$0</b>	<b>\$0</b>
<b>Totals</b>	<b>0</b>	<b>\$0</b>	<b>\$0</b>	<b>\$0</b>	<b>\$0</b>	<b>\$0</b>

IDIS - PR81

FAIRFAX  
COUNTY

U.S. Department of Housing and Urban Development  
Office of Community Planning and Development  
Integrated Disbursement and Information System  
ESG Performance Measures Report  
Program Year FAIRFAX COUNTY,VA

Other Non-Profit

Objectives/Outcomes	Persons	ESG Dollars	Other Federal Funds	Local Government	Private	Fees
1/1	0	\$0	\$0	\$0	\$0	\$0
1/2	0	\$0	\$0	\$0	\$0	\$0
1/3	0	\$0	\$0	\$0	\$0	\$0
<b>Sub-Totals</b>	<b>0</b>	<b>\$0</b>	<b>\$0</b>	<b>\$0</b>	<b>\$0</b>	<b>\$0</b>
2/1	0	\$0	\$0	\$0	\$0	\$0
2/2	0	\$0	\$0	\$0	\$0	\$0
2/3	0	\$0	\$0	\$0	\$0	\$0
<b>Sub-Totals</b>	<b>0</b>	<b>\$0</b>	<b>\$0</b>	<b>\$0</b>	<b>\$0</b>	<b>\$0</b>
3/1	0	\$0	\$0	\$0	\$0	\$0
3/2	0	\$0	\$0	\$0	\$0	\$0
3/3	0	\$0	\$0	\$0	\$0	\$0
<b>Sub-Totals</b>	<b>0</b>	<b>\$0</b>	<b>\$0</b>	<b>\$0</b>	<b>\$0</b>	<b>\$0</b>
<b>Totals</b>	<b>0</b>	<b>\$0</b>	<b>\$0</b>	<b>\$0</b>	<b>\$0</b>	<b>\$0</b>
<b>Grand Totals</b>	<b>0</b>	<b>\$0</b>	<b>\$0</b>	<b>\$0</b>	<b>\$0</b>	<b>\$0</b>

IDIS - PR81

FAIRFAX  
COUNTY

U.S. Department of Housing and Urban Development  
Office of Community Planning and Development  
Integrated Disbursement and Information System  
ESG Performance Measures Report  
Program Year FAIRFAX COUNTY,VA

ESG Beneficiaries

Objectives/Outcomes	Emergency or Transitional Shelters		Non-Residential Services	Totals
	Annual Adults Served	Annual Children Served	Annual Number Served	
1/1	0	0	0	0
1/2	0	0	0	0
1/3	0	0	0	0
<b>Sub-Totals</b>	<b>0</b>	<b>0</b>	<b>0</b>	<b>0</b>
2/1	0	0	0	0
2/2	0	0	0	0
2/3	0	0	0	0
<b>Sub-Totals</b>	<b>0</b>	<b>0</b>	<b>0</b>	<b>0</b>
3/1	0	0	0	0
3/2	0	0	0	0
3/3	0	0	0	0
<b>Sub-Totals</b>	<b>0</b>	<b>0</b>	<b>0</b>	<b>0</b>
<b>Totals</b>	<b>0</b>	<b>0</b>	<b>0</b>	<b>0</b>





IDIS - PR81

FAIRFAX  
COUNTY

U.S. Department of Housing and Urban Development  
Office of Community Planning and Development  
Integrated Disbursement and Information System  
ESG Performance Measures Report  
Program Year FAIRFAX COUNTY,VA

ESG Beneficiaries

Emergency or Transitional Shelter

Annual Number of Family Households with No Children

Objectives/Outcomes	Family with No Children Total
1/1	0
1/2	0
1/3	0
<b>Sub-Totals</b>	<b>0</b>
2/1	0
2/2	0
2/3	0
<b>Sub-Totals</b>	<b>0</b>
3/1	0
3/2	0
3/3	0
<b>Sub-Totals</b>	<b>0</b>
<b>Totals</b>	<b>0</b>

**Grand Total ESG Beneficiaries: 0**







IDIS - PR81

FAIRFAX  
COUNTY

U.S. Department of Housing and Urban Development  
Office of Community Planning and Development  
Integrated Disbursement and Information System  
ESG Performance Measures Report  
Program Year FAIRFAX COUNTY,VA

Racial/Ethnic Characteristics

Annual Number Served. (Including Residential and Non-Residential Services)

Objectives/Outcomes	1/1		1/2		1/3
	Totals	Hispanic	Totals	Hispanic	Totals
DO NOT USE INVALID	0	0	0	0	0
White	0	0	0	0	0
Black/African American	0	0	0	0	0
Asian	0	0	0	0	0
American Indian/Alaskan Native	0	0	0	0	0
Native Hawaiian/Other Pacific Islander	0	0	0	0	0
American Indian/Alaskan Native & White	0	0	0	0	0
Asian & White	0	0	0	0	0
Black/African American & White	0	0	0	0	0
Amer. Indian/Alaskan Native & Black/African Amer.	0	0	0	0	0
Other multi-racial	0	0	0	0	0
Asian/Pacific Islander (valid until 03-31-04)	0	0	0	0	0
Hispanic (valid until 03-31-04)	0	0	0	0	0
<b>Sub-Totals</b>	<b>0</b>	<b>0</b>	<b>0</b>	<b>0</b>	<b>0</b>

IDIS - PR81

FAIRFAX  
COUNTY

U.S. Department of Housing and Urban Development  
Office of Community Planning and Development  
Integrated Disbursement and Information System  
ESG Performance Measures Report  
Program Year FAIRFAX COUNTY,VA

Racial/Ethnic Characteristics

Annual Number Served. (Including Residential and Non-Residential Services)

Objectives/Outcomes	2/1		2/2		2/3
	Totals	Hispanic	Totals	Hispanic	Totals
DO NOT USE INVALID	0	0	0	0	0
White	0	0	0	0	0
Black/African American	0	0	0	0	0
Asian	0	0	0	0	0
American Indian/Alaskan Native	0	0	0	0	0
Native Hawaiian/Other Pacific Islander	0	0	0	0	0
American Indian/Alaskan Native & White	0	0	0	0	0
Asian & White	0	0	0	0	0
Black/African American & White	0	0	0	0	0
Amer. Indian/Alaskan Native & Black/African Amer.	0	0	0	0	0
Other multi-racial	0	0	0	0	0
Asian/Pacific Islander (valid until 03-31-04)	0	0	0	0	0
Hispanic (valid until 03-31-04)	0	0	0	0	0
<b>Sub-Totals</b>	<b>0</b>	<b>0</b>	<b>0</b>	<b>0</b>	<b>0</b>

IDIS - PR81

FAIRFAX  
COUNTY

U.S. Department of Housing and Urban Development  
Office of Community Planning and Development  
Integrated Disbursement and Information System  
ESG Performance Measures Report  
Program Year FAIRFAX COUNTY,VA

Racial/Ethnic Characteristics

Annual Number Served. (Including Residential and Non-Residential Services)

Objectives/Outcomes	3/1		3/2		3/3
	Totals	Hispanic	Totals	Hispanic	Totals
DO NOT USE INVALID	0	0	0	0	0
White	0	0	0	0	0
Black/African American	0	0	0	0	0
Asian	0	0	0	0	0
American Indian/Alaskan Native	0	0	0	0	0
Native Hawaiian/Other Pacific Islander	0	0	0	0	0
American Indian/Alaskan Native & White	0	0	0	0	0
Asian & White	0	0	0	0	0
Black/African American & White	0	0	0	0	0
Amer. Indian/Alaskan Native & Black/African Amer.	0	0	0	0	0
Other multi-racial	0	0	0	0	0
Asian/Pacific Islander (valid until 03-31-04)	0	0	0	0	0
Hispanic (valid until 03-31-04)	0	0	0	0	0
<b>Sub-Totals</b>	<b>0</b>	<b>0</b>	<b>0</b>	<b>0</b>	<b>0</b>
<b>Totals</b>	<b>0</b>	<b>0</b>	<b>0</b>	<b>0</b>	<b>0</b>







Totals for all Areas

---

Number of new businesses assisted	0
Number of existing businesses assisted	0
Number of jobs created or retained in area	0
Amount of funds leveraged	0
Number of LMI persons assisted	
By direct benefit activities	0
By area benefit activities	0
Number of LMI households assisted	0
Number of acres of brownfields remediated	0
Number with new access to public facilities/improvements	0
Number of business facades/buildings rehabilitated	0
Slum/blight demolition	0

---

U.S. Department of Housing and Urban Development  
 Office of Community Planning and Development  
 Integrated Disbursement and Information System  
 Rental , Homebuyer , Homeowner Rehab, TBRA  
 Housing Quality Control Report Office :

Program Rental , Homebuyer , Homeowner Rehab, TBRA  
 Date Range 06/30/2020  
 Home Tenure Type 7/1/2019

Objectives	Availability / Accessibility		Outcomes Affordability		Sustainability		Total by Objective		# of Total Units Brought to Property Standard		Of the Total Units, the # occupied by Households <= 80% AMI		
	Units	\$	Units	\$	Units	\$	Units	\$	Units	\$	Units	\$	
Suitable Living	0	0.00	0	0.00	0	0.00	0	0.00	0.00	0	0.00	0	0.00
Decent Housing	0	0.00	0	0.00	0	0.00	0	0.00	0.00	0	0.00	0	0.00
Economic Opportunity	0	0.00	0	0.00	0	0.00	0	0.00	0.00	0	0.00	0	0.00
Total by Outcome	0	0.00	0	0.00	0	0.00	0	0.00	0.00	0	0.00	0	0.00