

1
Par 4



Placing your tee shot on the right side of the fairway will give you a clear shot at the green. Keep the ball below the hole on the green. If the pin is up front, an approach shot beyond the pin will make for a challenging putt.

2
Par 4




This hole tempts long hitters to hit driver or 3-wood, but the environmental area on the left makes that a risky play. A tee shot in the fairway at the dogleg will leave you a short iron or wedge in to a shallow green.

3
Par 3




This straight forward par 3 can be just that with a good tee shot. However, the bunker on the right and severe downslope on the left will make for a challenging up and down should you miss the green.

4
Par 4



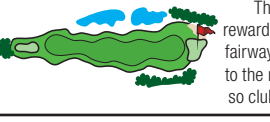
Accuracy off the tee is the key to a good score on this hole. The pond on the left and the trees on the right form a narrow alleyway off the tee. A slight downhill lie awaits for your approach as you need to carry the pond to hit the long but shallow green.

5
Par 5



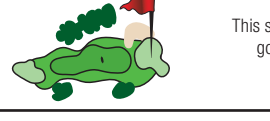
Big hitters have a chance to reach this par 5 in two. Distance control is important as you approach the green, as any shot over the green leaves a very difficult up and down.

6
Par 4



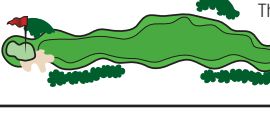
The first of two reachable par 4's is a high-risk, high-reward hole. Tee shots down the middle or just left of the fairway will set up nicely for a chance at birdie, but shots to the right leave a difficult approach. The green is deep so club up on the approach, especially if the pin is back.

7
Par 3



This short par 3 requires less than a full shot from most golfers. Keep the ball low and below the hole as this green has a back to front slope.

8
Par 4



The # 1 handicap hole is a challenging, uphill par 4. Local rules bail you out of trouble if you miss to the right. A bunker protects the front and left of this sloping, three-tiered green.

9
Par 4



This reachable par 4 can offer a great shot for a closing birdie. Laying up from the tee leaves you in good position to finish with par or better, but over clubbing can take that opportunity away.

USGA Rules Govern All Play, Except Where Modified By Local Rules

- Keep push carts and bags off of greens, greens collars and tees.
- Do not take push carts between bunkers and greens.
- Keep power carts at least 15 feet from greens and tees. Never drive between a bunker and a green.
- Shoes and shirts must be worn at all times.
- Obey all instructions from staff members, starters, and play assistants.
- Only alcoholic beverages that are purchased from the clubhouse can be consumed on the course.

KEEP THE PACE

- Stay up with the group in front of you.
- Eliminate honors ~ institute continuous play.

Ratings

	Course/Slope	Course/Slope
	Men	Ladies
Back	64.8/107	Back 68.4/117
Middle	63.6/103	Middle 66.6/112
Forward	61.6/98	Forward 64.0/107



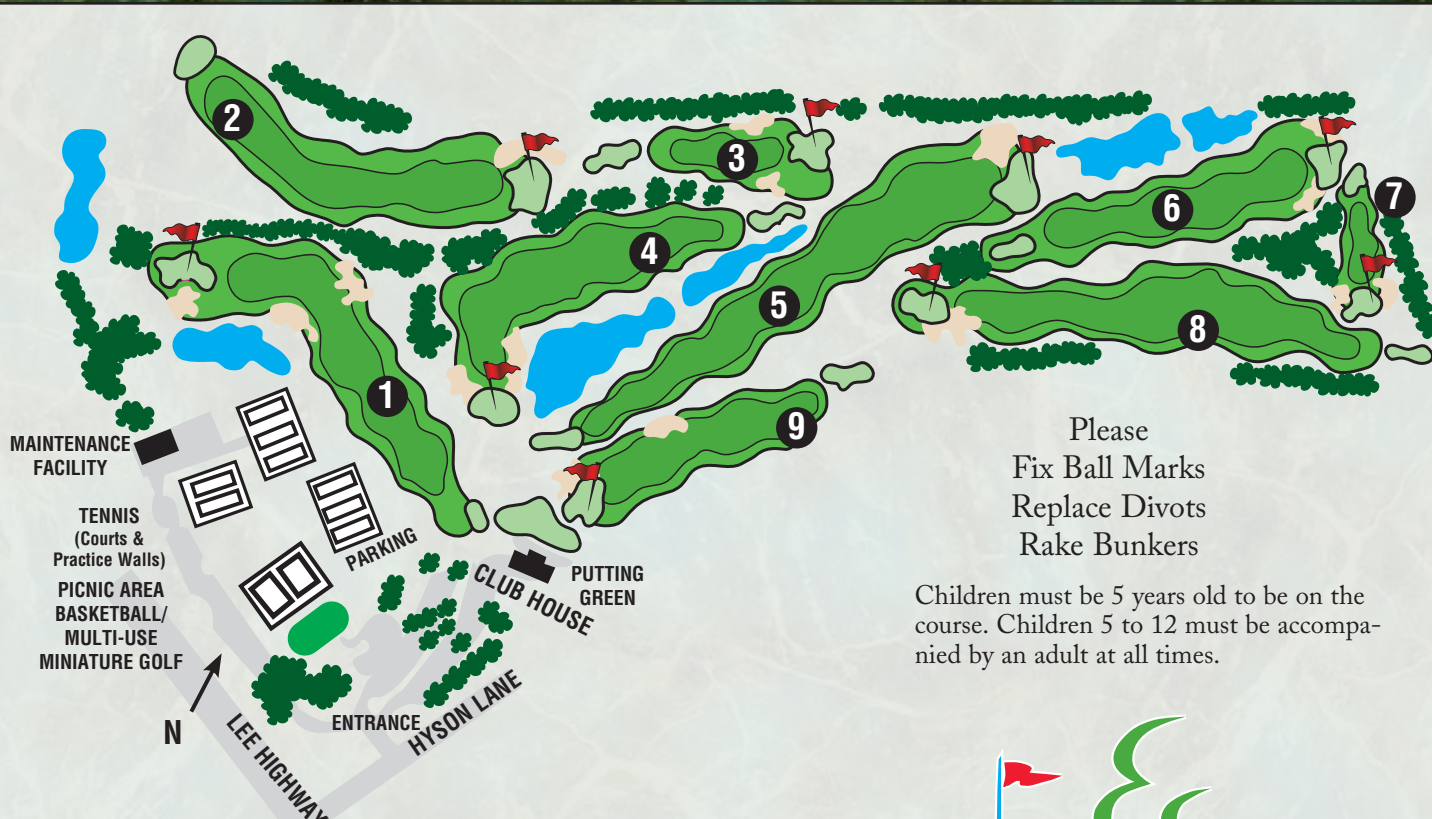
General Manager: Jonathan Casey
Superintendent: Douglas Sallade

Back Tees (Blue)	295	306	151	297	399	264	97	376	230	2415
Middle Tees (White)	278	296	138	281	383	238	78	334	217	2243
Par	4	4	3	4	5	4	3	4	4	35

Hole	1	2	3	4	5	6	7	8	9	Tot

Handicap	4	5	8	3	2	6	9	1	7	
Forward Tees (Red)	269	279	121	251	340	213	69	289	192	2023

Date: _____
 Scorer: _____
 Attest: _____



Please
 Fix Ball Marks
 Replace Divots
 Rake Bunkers

Children must be 5 years old to be on the course. Children 5 to 12 must be accompanied by an adult at all times.



For tee times please go to:
www.fairfaxcounty.gov/parks/golf/jeffersongc

Jefferson District Park and Golf Course
 7900 Lee Highway Falls Church, VA 22042
 (703) 573-0443