



VIDEO CONFERENCING

Meet and Collaborate with Fairfax County Government

Video Conferencing facilities are available at selected Fairfax County offices. The Video Conferencing systems can connect site-to-site or multiple sites with the use of Cisco Meeting Server Bridge. Meeting with non-County remote participants is also made possible by the Cisco Meeting Server Bridge.

ONLINE SOLUTIONS

Cisco Meeting Server (CMS) Bridge Virtual Conference Meetings


Cisco Meeting Server (CMS) bridge supports connections from a room outfitted for video conferencing to remote participants, who may not have specialized equipment. Remote participants can choose to join a meeting using a SmartPhone, PC/Mac or Tablet. It allows anyone to join meetings easily, from a room or desktop video system, mobile client, or web browser. Everyone gets a consistent, familiar meeting experience, whether they're joining a meeting using a Cisco or third-party video endpoint, a WebRTC compatible browser or just by using a free downloadable Cisco Meeting app.

Please NOTE: This type of Video Bridge or Video Meeting Space is not to be considered a solution or is not comparable to WebCasting technologies that can deliver to hundreds of Participants. A recommended Video meeting size will consist of 10-20 participants.

PRE-TESTING

Before your meeting, it is highly recommended that you join a test meeting with your County contact person. Please note, joining a call from IE or Safari will ask for you to install software, rather than using built in browser support.

Another good test option, for Google Chrome, Microsoft Edge and all other WEBRTC supported browsers, go to <https://apprtc.appspot.com>. If you see a self-view this validates that the browser can access the camera and microphone, and that a call should generally work.



Then copy and send the link shown at the bottom to someone and initiate a point-to-point call with live two-way audio and video.

Success of these tests indicates that WebRTC calls with the Meeting Server should also be successful – if you have the same firewall configurations between the Meeting Server and the browser as you do between the two browsers in the call.

JOINING A CISCO MEETING SERVER VIRTUAL CONFERENCE USING A WEB BROWSER (WEBRTC)

To join a meeting as a guest, you need an invitation from a Fairfax County contact with the link to join the meeting.

Your County Contact will forward the weblink associated with CMS room to those who are joining remotely. Remote participants will use this weblink to connect via their computer or smartphone. Please make sure that your WebCam is activated and correctly configured as well as your mic.


Non-County participants can use a Web Browser to connect to a Meeting Space.

Chrome Browser and the new version of **Microsoft Edge** are the browsers that are supported proven to work. Safari and Firefox will work as well. For more details on Browser support please read here:

https://www.cisco.com/c/dam/en/us/td/docs/conferencing/ciscoMeetingApps/WebRTC_importa%20nt_info/Release_Notes_CMA_webRTC_latest.pdf

NOTE: Joining a call from non-supported browsers will ask to install a free app, rather than using built in browser support.

When you click on the link for your call, you will be directed to a page which has your conference ID pre-populated, and a field for a passcode. Enter your name and join meeting. Your first time joining the call, you will have a popup asking for your browser to access your camera and microphone. Please ensure no other application are using the devices and click to allow for your browser to access them.



Your first time joining the call, you will have a popup asking for your browser to access your camera and microphone. Please ensure no other application are using the devices and click to allow for your browser to access your devices. Test your devices and hit Join Meeting.


Joining Test Fairfax Meeting

[Continue with browser](#)

Use a video system

Open Cisco Meeting App

Management and presentation



Camera

Default Camera

Microphone

Default - Microphone (HD Pro Webc: ▾)



Test speakers

Cancel

Join meeting