

Community Conversations Community Center in Tysons

Department of Neighborhood and
Community Services, Fairfax County, VA

Report time frame: July, 2022

Total sessions

3

(2 virtual, 1 in-person)

Total community members engaged at the
in-person session

34

Resources, activities, and programs suggested most often for the Tysons Community Center

- Intergenerational programming
- Evening programming
- Computer room with education
- Sensory / Quiet / Meditation room

Suggestions for the lower level of the community center:

- Arts classes (singing, dancing, drama, drawing, ceramics)
- Open gym time
- Gym equipped for volleyball, pickleball, soccer, running track, bicycle trikes & children's mats
- Open area for celebrations
- Open area for social activities like book clubs, table games, cooking classes and demonstrations

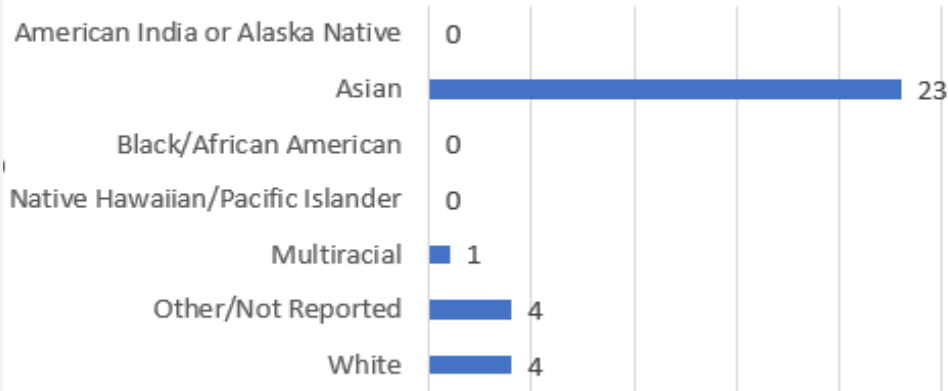
Suggestions for the upper level: of the community center:

- Youth programs
- Language services / classes
- Community meeting space
- Art room / classes with kiln
- MakerSpace
- Cooking classes
- Café / Coffee Shop
- Event rental space
- STEM resources– science lab, robotics & engineering classes

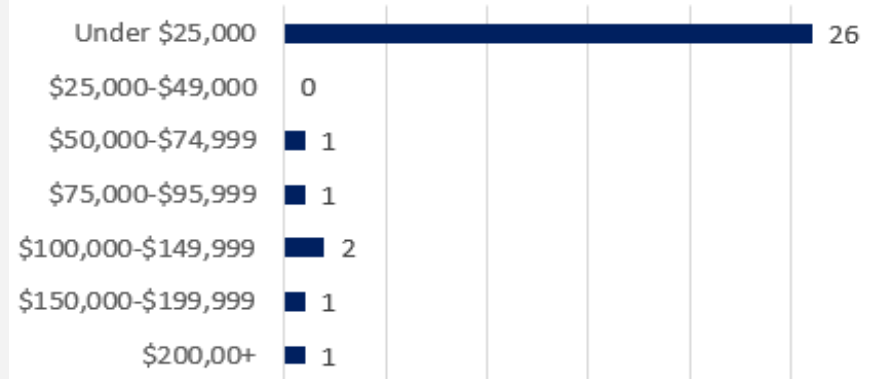
Suggestions for the exterior of the community center:

- Community gardens & composting
- Outdoor games & fitness equipment
- Shaded outdoor sitting area
- Playground
- Murals / art area
- Spaces for dancing and music,
- Space for special events
- Outdoor fire pit
- Outdoor movies

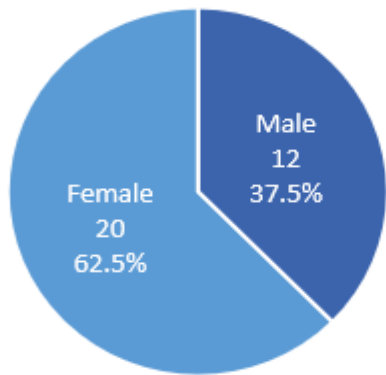
Racial backgrounds of engaged community



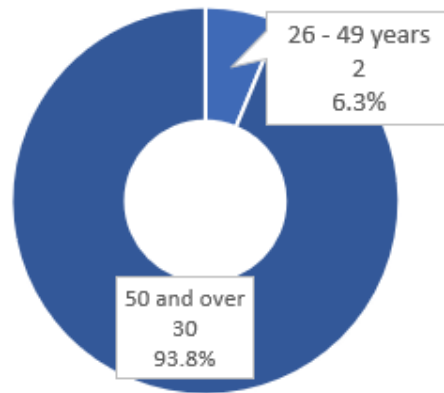
Annual income of engaged community



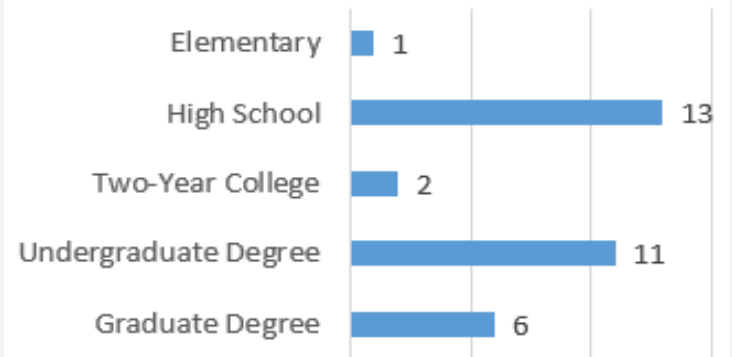
Gender



Age of engaged community members



Highest level of education completed



Community Engagement Session Evaluation

Percent that reported that the community engagement session met their expectations

98.9%

Percent satisfied with the diversity of people at the community engagement session

85.3%

Percent satisfied with the quality of information at the community engagement session

97.1%

Percent reported the engagement session helped clarify how their feedback shapes the project

91.2%

Percent that feel better informed about the project after the community engagement session

100%