



Fairfax-Falls Church Community Services Board (CSB)

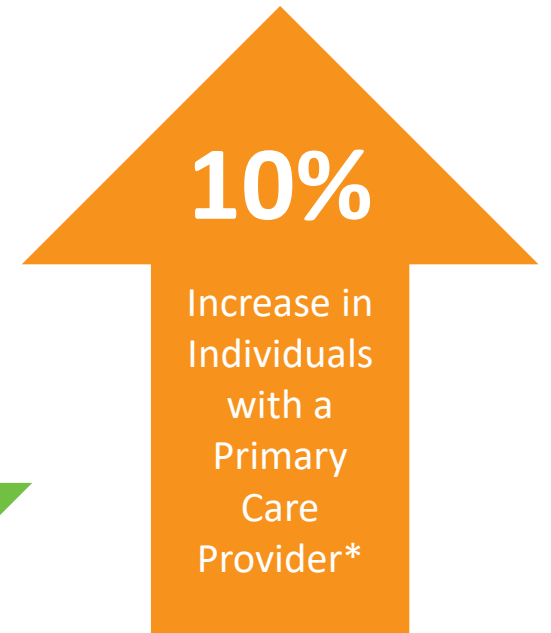
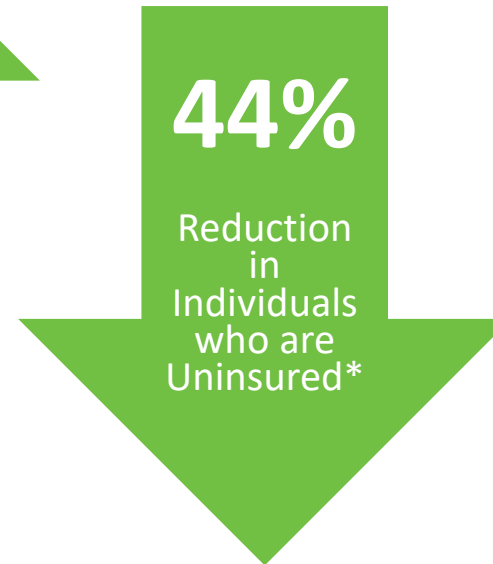
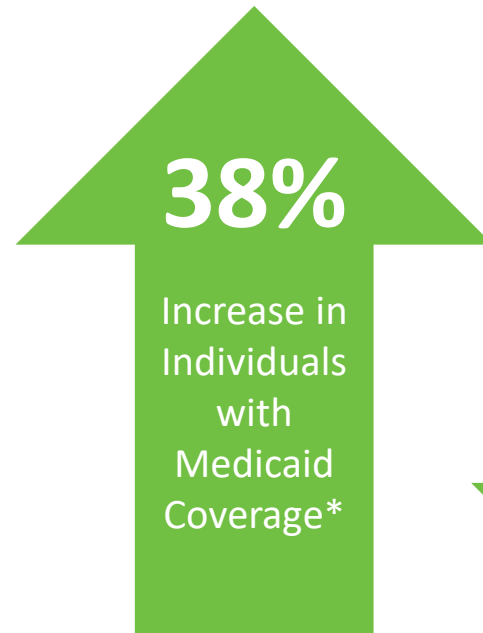
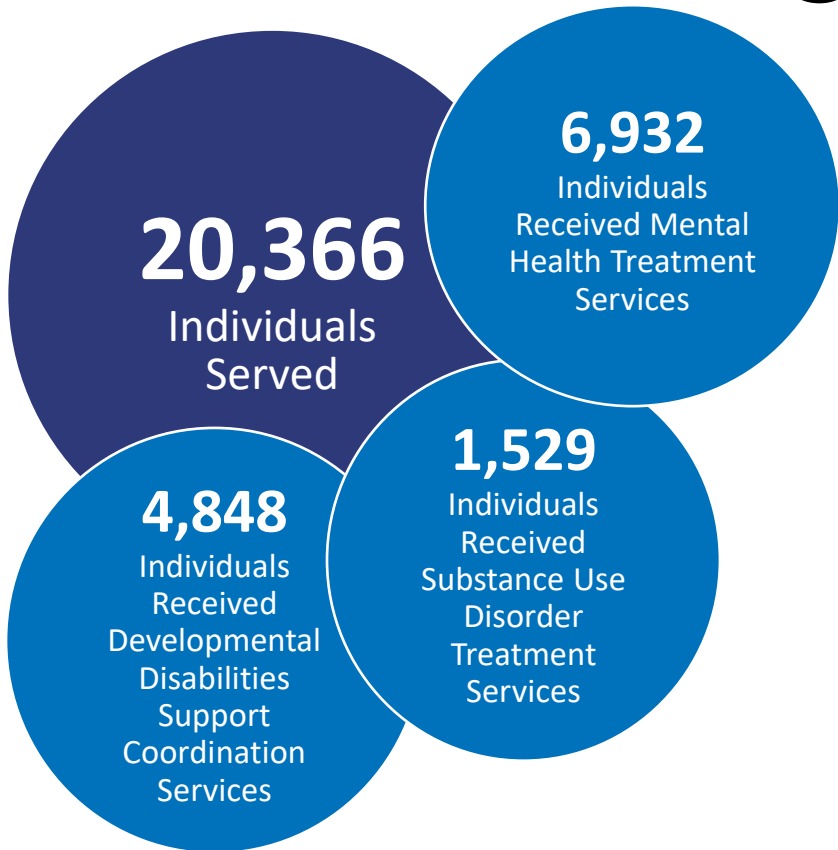
Health and Human Services Committee

DARYL WASHINGTON
CSB EXECUTIVE DIRECTOR

SEPTEMBER 22, 2020



CSB Snapshot



*from FY18 to FY20

COVID-19 Update



Communication

- Created central CSB COVID-19 site for new COVID-19 information

Site Operations

- Main CSB sites and residential remained open, some with reduced capacity

PPEs

- Initial issues with PPE, but supply chain has largely stabilized

Business Operations

- Significant portion of staff able to telework

Transition to Teletherapy

- 450+ staff trained on Zoom to provide telehealth services

Service Trends

- Initial slowdown, almost back to pre-COVID-19 numbers
- Group settings and contract partners had largest impact

Mental Health Services



STEP VA: System Transformation, Excellence and Performance (July 2017)

- Core set of 9 mandated services.

Diversion First (began 2016)

Multi-agency effort to divert individuals with mental health, substance abuse, and/or developmental disabilities away from the criminal justice system

Youth Services

- Expedited referral process established in collaboration with FCPS
- Same Day assessment services available
- 6211 youth served in FY20, with approximately 250 youth served per day in outpatient services
- Mobile Crisis Services available through partnership with National Counseling Group (CR2)
- Partnership with Healthy Minds Fairfax

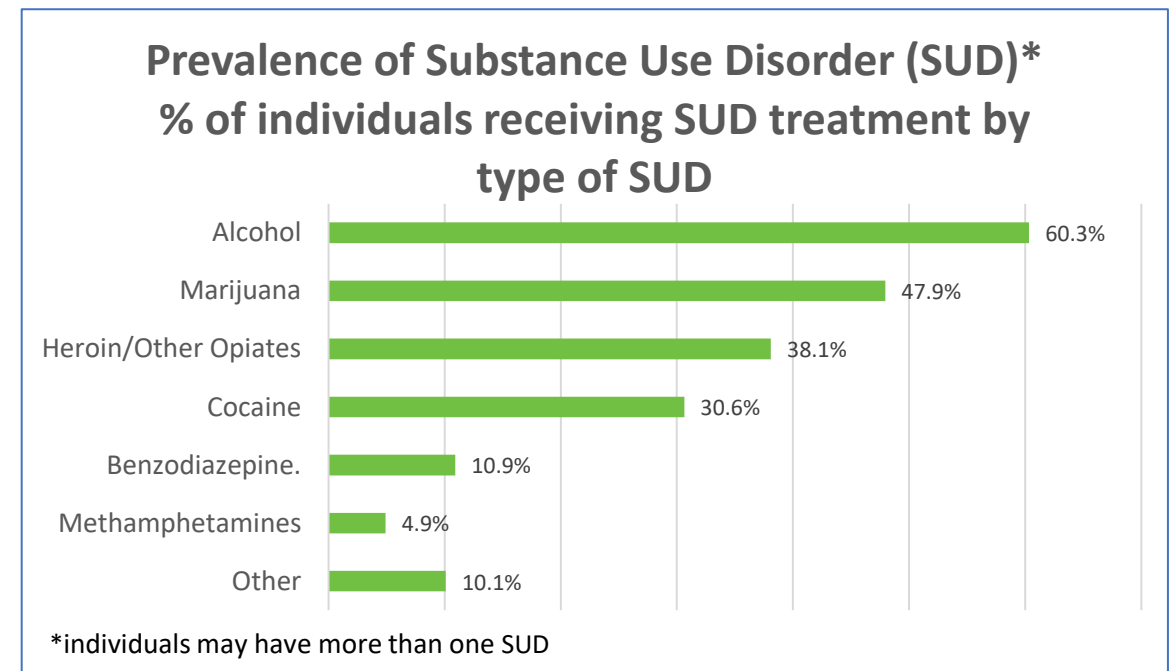
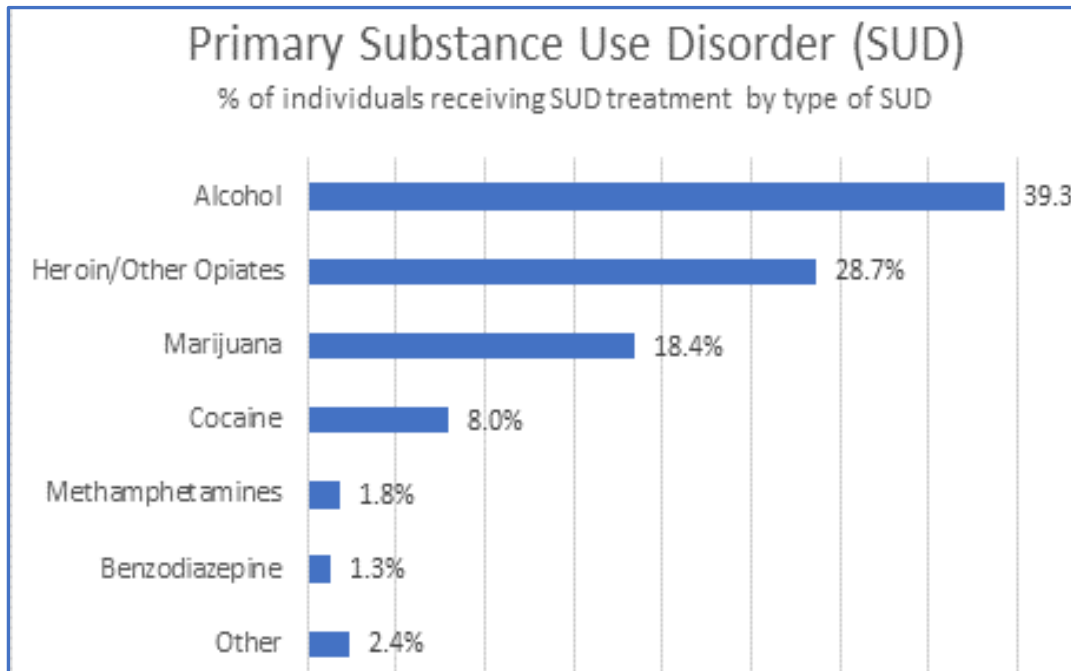
Substance Use Disorder (SUD) Services



Trends in Opioid Use

- 36% increase in prescription and illicit opioid overdoses (January to June 2020 vs same period in 2019)
- Prior to 2020 the annual number of opioid overdose deaths had been declining (114 in 2017 - 82 in 2019)

Prevalence of Substance Use



Substance Use Disorder (SUD) Services



REVIVE! Training

- Trains individuals how to administer lifesaving Naloxone medication
- More than 3,300 trained
 - 584 individuals trained in FY20

Peer Recovery Services

- Offered across 18 different teams: Trained staff with lived experience of recovery from mental health and/or substance use
- 5,195 individuals received services in FY20



Developmental Disability Services

Waiver Waiting List

- 2,627 individuals on waitlist. 788 of these are priority 1.
- 191 added to list since beginning of year. 150 of these are priority 1.

Department of Justice Settlement Agreement (DOJSA – 2012)

- Significant changes to the service continuum and increase in regulatory mandate.

Employment and Day Services (1,483 individuals supported)

- Welcome Inclusion Network (WIN) Updates
 - *Retirement:* Of 86 individuals in age range offered center-based services or volunteer opportunities, 27 took this option, 21 pursuing other options.
 - *Soft Skills Training:* Developed by 2 provider partners. On hold due to COVID-19.
 - *Expanding Group Supportive Employment:* Revised approach with new providers offering greater incentives for expansion.
 - *Expanding Self-Directed Services:* Expanded from 144 in FY19 to 162 in FY20.

Support Coordination Services

- 1490 individuals receiving services with 430-500 individuals served daily.

Challenges & Opportunities

Challenges

- State hospital bed crisis
- Unfunded or partially funded mandates – DOJSA and STEP-VA
- Possible changes in funding formula

Opportunities

- Medicaid transformation – Change in reimbursement for services
- CSB County Operated Services vs. Community Provider Options
 - Substance Abuse Residential Treatment Services
 - Program of Assertive Community Treatment (PACT)
 - Crisis Stabilization Services.
- Possible change in electronic health record
- Some COVID-19 Medicaid rules may become permanent

Questions & Discussion