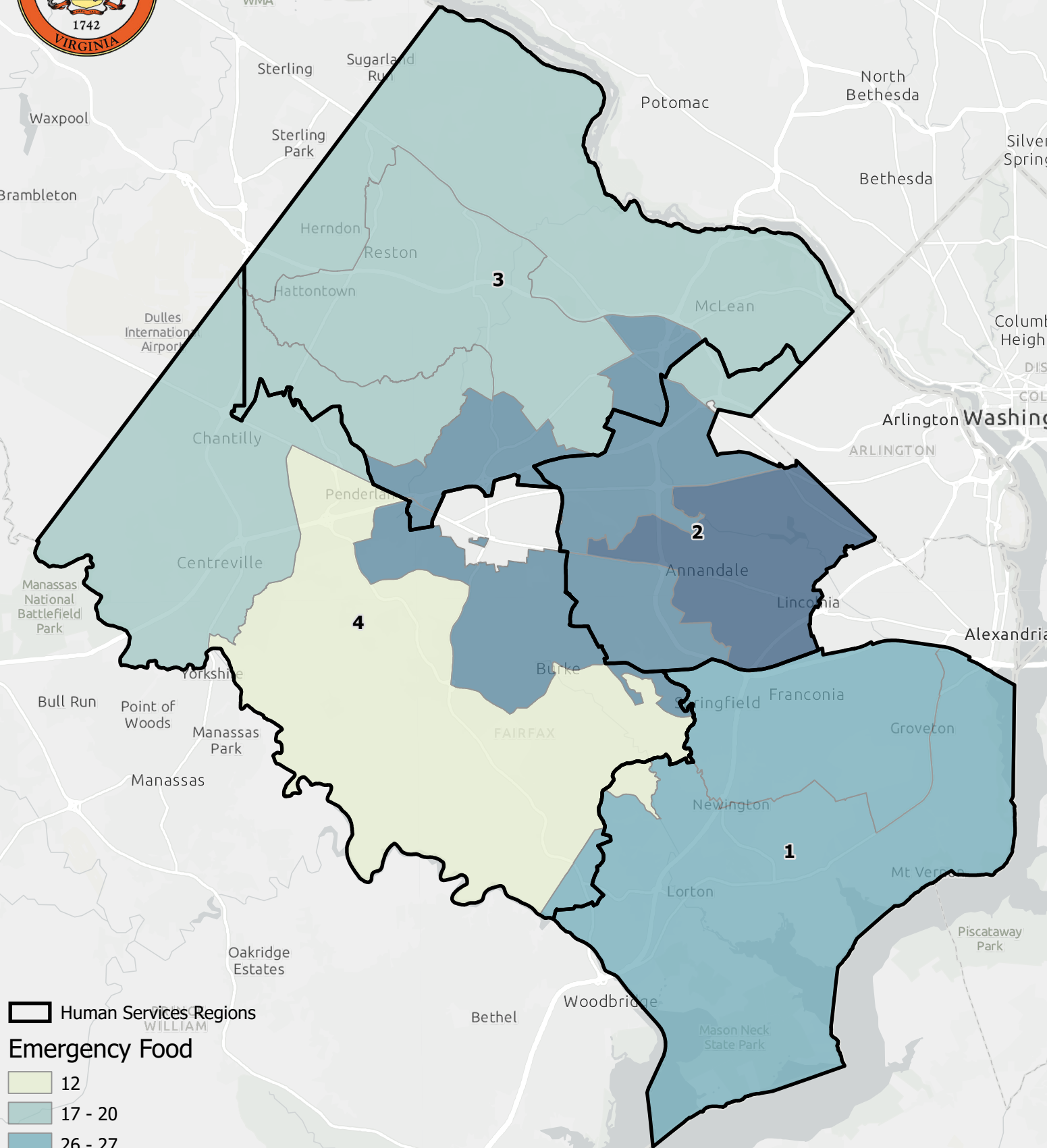









# CSP Contacts: Emergency Food



 Human Services Regions

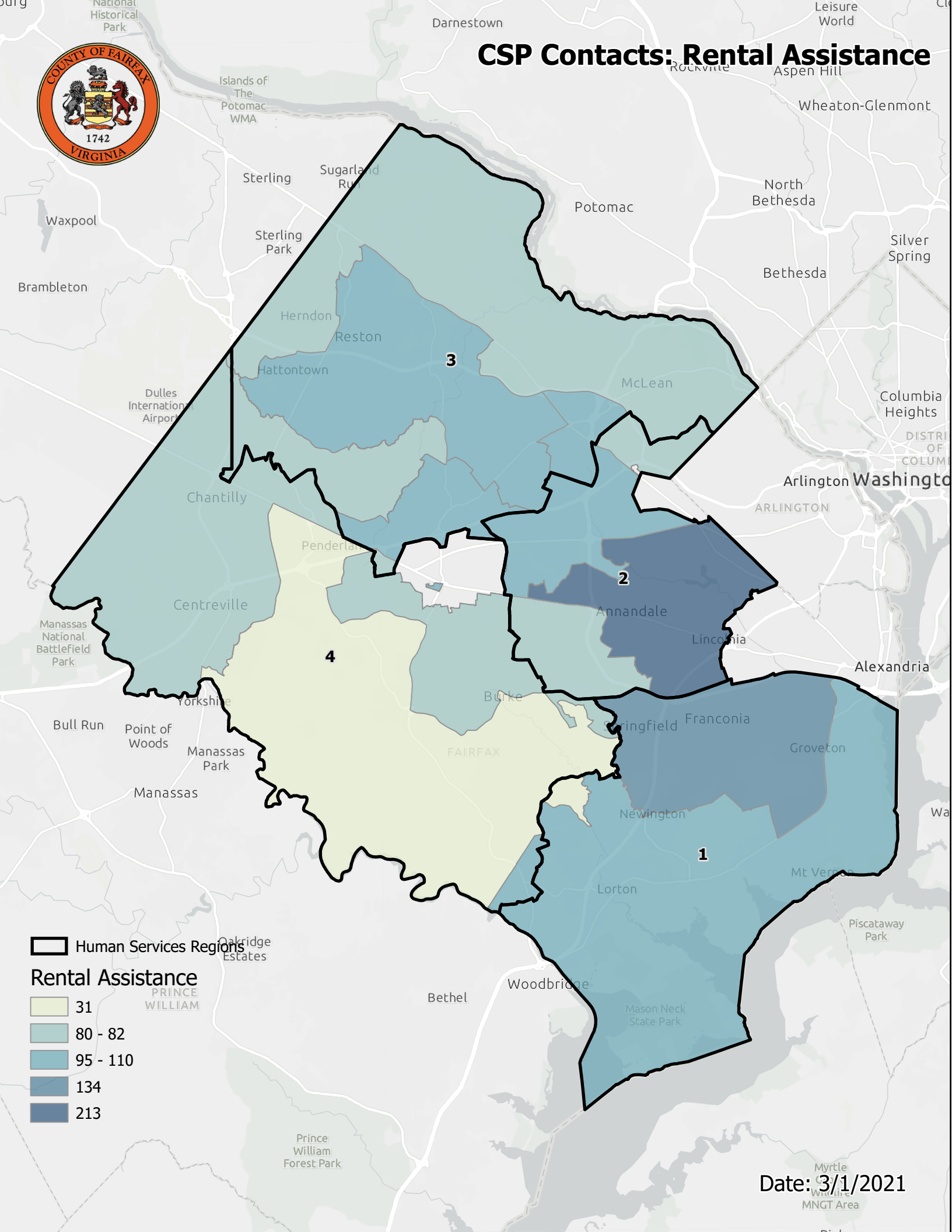
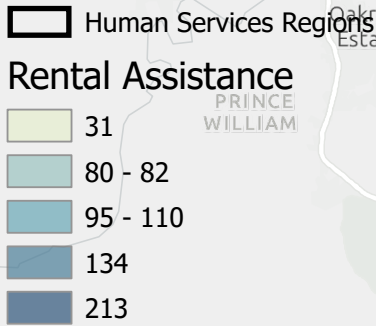
## Emergency Food

-  12
-  17 - 20
-  26 - 27
-  30 - 34
-  78

Date: 3/1/2021



# CSP Contacts: Rental Assistance



Date: 3/1/2021



# CSP Contacts: Utility Assistance

 Human Services Regions

## Utility Assistance



Date: 3/1/2021

MNGT Area

CSP Contact Topics by Zip Code  
 Date Range: 2/1/2021 To: 2/28/2021

Zip Code	Emergency Food	Housing Assistance	Utility Assistance	Total
00000	2	16	1	19
20002	0	1	0	1
20109	1	2	0	3
20120	6	21	5	32
20121	4	25	7	36
20124	0	0	1	1
20151	7	17	4	28
20164	0	1	0	1
20170	13	57	14	84
20171	8	57	10	75
20176	0	1	0	1
20190	4	25	7	36
20191	4	31	8	43
20194	1	2	1	4
20211	0	1	0	1
22003	45	95	12	152
22004	0	1	1	2
22015	7	15	7	29
22030	11	47	8	66
22031	16	30	6	52
22032	3	2	0	5
22033	5	6	6	17
22035	1	1	0	2
22039	0	1	0	1
22041	23	73	11	107
22042	10	50	8	68
22043	5	14	1	20
22044	21	46	7	74
22046	3	6	1	10
22051	0	1	0	1
22066	0	2	1	3
22079	8	23	12	43
22101	0	3	0	3
22102	2	14	1	17
22124	0	1	0	1
22150	6	42	4	52
22151	5	18	3	26
22152	4	9	2	15
22153	2	7	6	15
22180	4	16	1	21
22181	0	5	1	6
22182	0	5	1	6
22191	0	1	0	1
22203	0	0	1	1
22302	1	1	0	2
22303	1	13	3	17

22304	0	5	0	5
22305	0	2	0	2
22306	20	87	14	121
22307	1	2	0	3
22309	11	56	15	82
22310	3	12	2	17
22311	0	3	0	3
22312	9	31	7	47
22315	2	7	1	10
22405	0	1	0	1
22554	0	1	0	1
Grand Total	279	1,012	201	1,492