

Historic Structure Report Stempson House



Prepared by:

Shaffer, Wilson, Sarver & Gray, PC

Prepared for:

Fairfax County Park Authority

November 3, 2006

ACKNOWLEDGEMENTS

FAIRFAX COUNTY PARK AUTHORITY

Liz Crowell, Manager, Cultural Resource Protection Section
Kelly Davis, Landscape Architect III, Planning and Development Division
Michael Rierson, Manager, Resource Stewardship Branch, Resource Management Division

SHAFFER, WILSON, SARVER & GRAY, PC

James Hill, Sr. CADD Draftsman
Paul Luoma, Electrical Engineering Discipline Leader
Dennis Palacio, Electrical Engineer
Mohsen Rahini, Senior Architect
Mike Robertson, Mechanical Engineering Discipline Leader
Debbie Robison, Program Manager
Nadine Stilwell, Office Manager

SWSG PN 06-105

CHAPTER 1. INTRODUCTION

PURPOSE OF REPORT

Amongst the Lorton Reformatory orchard trees, prisoners constructed a residence for a prison officer, c. 1937, at a time when the number of prison employees was greatly increasing due to welfare reform. It is likely that prisoners constructed the house, under the direction of prison engineers, using bricks manufactured at the prison brick kiln. Ultimately, the residence was converted into office space for use by the prison security office.

The primary purposes of the report are twofold: to better understand the architectural changes that occurred over the years, and to develop a treatment plan to be used as a guide for repairs.

Important components of this study entail documenting the existing floor plans and elevations of the house and assessing the condition. Though few major alterations were made to the house, a thorough analysis of both the physical evidence and historical documentation was desired to develop theories pertaining to the principle phases of construction.

PRESERVATION OBJECTIVES

The Stempson house, owned by the Fairfax County Park Authority, is situated within the Laurel Hill Park, part of the District of Columbia Workhouse and Reformatory National Register Historic District. The house is considered contributing to the district.

It is recommended that preservation be the primary objective, and that repairs be the foremost treatment. Replacement of deteriorated elements should occur only in the event repair is not practicable. The long-term objective is to preserve the house through conservation, repair, and maintenance.

METHODS OF EVALUATION

As a first step, *The Washington Post* newspaper archive was researched to gain an understanding of the history of the Occoquan workhouse and Lorton reformatory. In addition, the *Laurel Hill Contributing Structures Analysis Report* by EDAW and the *District of Columbia Workhouse and Reformatory National Register Nomination* by John Milner Associates, Inc. were consulted.

Supplementary research conducted in the course of this study included:

- A search of Fairfax County deed records.
- A search of Virginia land grants and patents.
- Land tax records could not be searched since the U. S. government was not taxed.
- A search of the Fairfax County Public Library (FCPL) historical newspaper index and the subsequent review of newspaper articles on microfilm.
- Scrutinizing the 1937 aerial photo.

- Researching the 1920 and 1930 federal census records.
- Researching Library of Congress information on the Women's Suffrage movement as it relates to the Occoquan Workhouse.
- Conducting a map survey.

All of the above referenced documents were examined for historical references to activities associated with the house, land, Occoquan Workhouse, and Lorton Reformatory; and were listed chronologically in a chain of key events. Two chains are provided in Appendix G: one provides key events associated with the house and land, and the other with the Occoquan Workhouse and Lorton Reformatory.

Field measurements of the existing floor plans and exterior elevations were taken to create measured drawings. Minimal subsurface investigation was performed.

The primary method used to evaluate the structures was through visual inspection of any changes made to the original construction materials. Identification of original components and the dating of subsequent introduced elements combined for a comparative analysis that developed a theory of building evolution. Piece-by-piece scrutiny of visible structural and architectural elements provided a condition assessment.

LOCATION OF PROPERTY

The Stempson House is located on Furnace Road in Lorton, Virginia in the Mount Vernon Supervisory District of the County of Fairfax. The Fairfax County tax map number for the parcel is 1073 01 0019. The USGS quadrant is Belvoir.

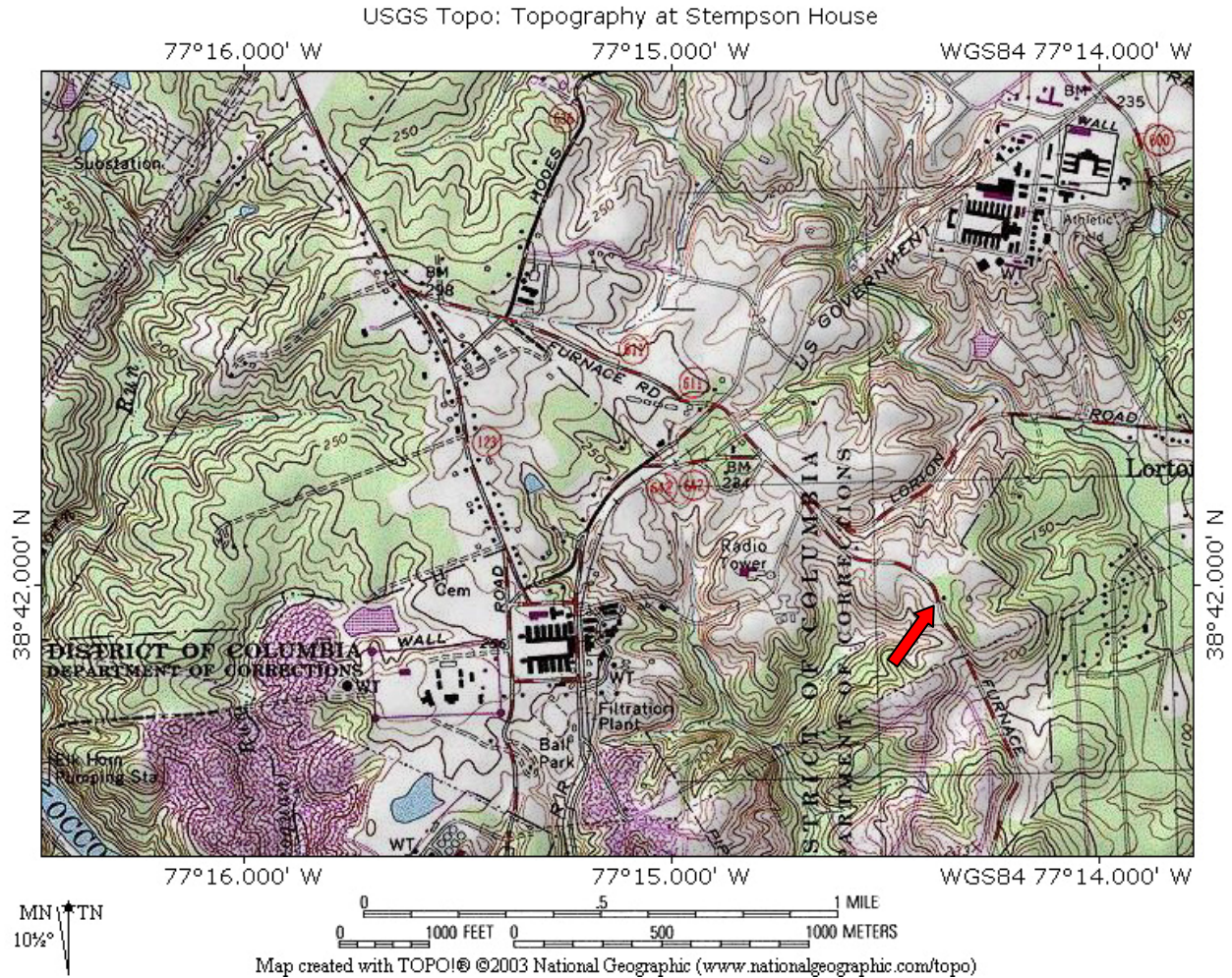


Image 1.1: USGS Map: Stempson House Located at Red Arrow

CHAPTER 2. HISTORY OF THE PROPERTY

SUMMARY OF SIGNIFICANCE

The c. 1937 Stempson House is significant due to its association with the Occoquan Workhouse and Reformatory, later known as Lorton Prison. The vernacular Colonial-Revival style house was used by prison employees as a residence, and later, a security office. The Stempson House is a contributing resource to the D. C. Workhouse and Reformatory Historic District.

Lorton Prison is historically significant due to the incorporation of Progressive-Era reform ideals, and for its association with the Women's Suffrage movement of the early 1900s.¹

HISTORICAL ASSOCIATIONS

Colonial Farm

In 1742, at a time when the Virginia colony was under England's rule, the Rev. Dr. Charles Green was granted 960 acres of land from Thomas Lord Fairfax, Baron of Cameron.² Green was both a physician and the first permanent rector of Truro Parish, who preached at nearby Pohick Church. At the time of Green's land grant, Pohick Church was a frame building located near Pohick Creek, 1 ½ miles south of the existing brick church.³

Giles Run, which passes through the tract, was named after Giles Tillett, who obtained an early land grant along another portion of the run.⁴

The 960-acre tract was sold to William Fairfax, who devised it to his children: Bryan and Hannah.⁵ They in turn sold the land to Hector Ross.

The road that the Stempson House would be built adjacent to was an extension of the Ox Road. Originally, the Ox Road was constructed by Robert "King" Carter, beginning in 1728, to transport western farm commodities and copper to his warehouse at Occoquan. In 1763, a road order was issued to determine *the most convenient way for a road from the ox road to Colchester*.⁶

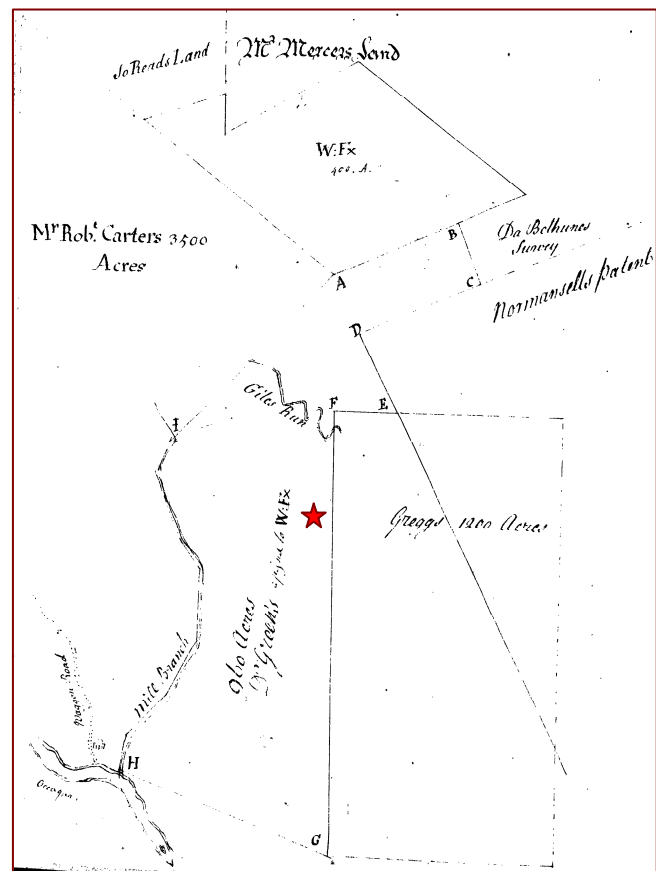


Image 2.1: Rev. Dr. Charles Green's Grant of 960 Acres. Star Depicts Approximate Location of Future Stempson House. Image Courtesy Library of Virginia

Colchester had become a nearby town, established in 1753 on the Occoquan River.⁷ Unfortunately, the road between Colchester and the Ox Road was merely a path that had once been a former mill road. The new road was ordered to be cleared in 1763, and the following year, Hector Ross, owner of the 960-acre tract, was responsible for providing some of the labor to keep the road in good condition.⁸ This extension, now known as Furnace Road, was called Ox Road in 1813. (See Image 2.)

Lindsay Family Land Ownership

William Lindsay, a Major during the Revolutionary War and aide to George Washington, purchased the tract, which came to be known as Laurel Hill.⁹ He sold off approximately 90 acres, possibly to his daughter Maria Lindsay. This smaller parcel, on which the Stempson House would later be built, was known as Marble Hill.

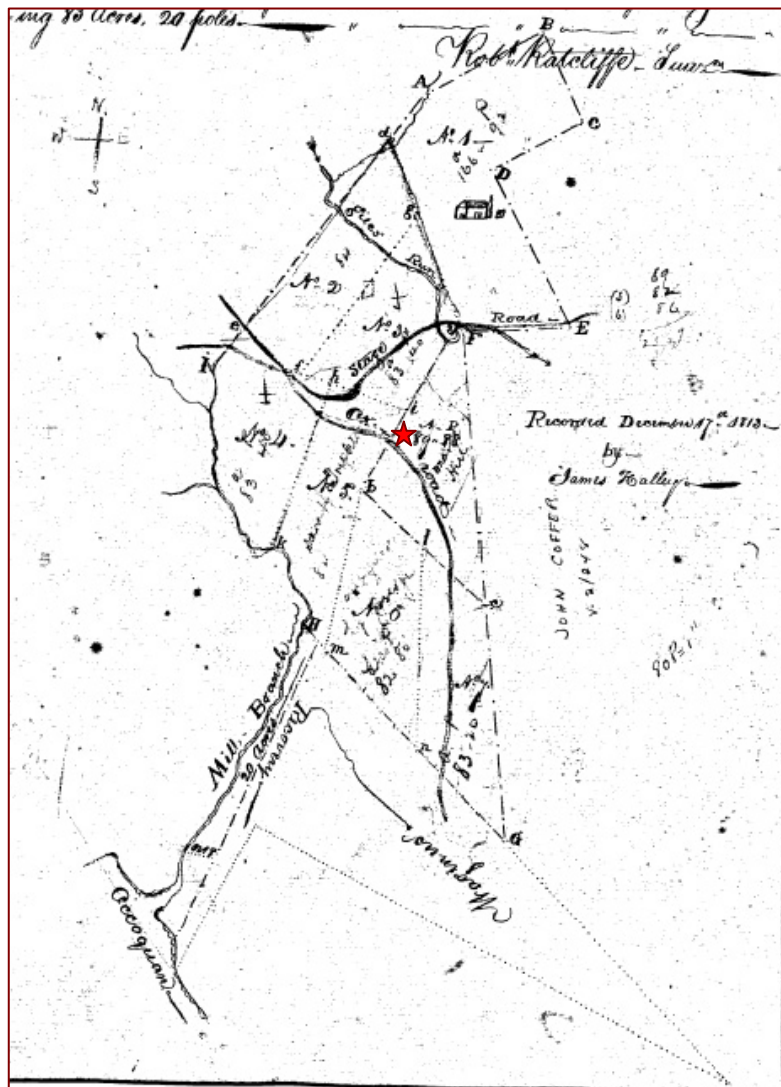


Image 2.2: Division Plat of the Lands of William Lindsay in 1813. Star Depicts Location of Future Stempson House. Image Courtesy Fairfax County Circuit Court

Although a northern portion of the Marble Hill property was sold off by Maria Lindsay’s daughter, Ann Dawson, the land on which the Stempson house was constructed remained in the family until it was sold to the United States for the District of Columbia workhouse. Land for the reformatory was not purchased until 1914.¹⁰ See Appendix F. Stempson House Chain of Key Events.

Within the first decade of the 20th century, the area experienced an influx of Washingtonians interested in living on country property.

The little village of Lorton, which is the railroad station for the workhouse, lies in a beautiful rolling and well-wooded country. Land is not expensive there, and a number of citizens of Washington have in the last five years purchased tracts of land, built homes, and settled, with the intention of remaining, and have spent large sums of money in improving, painting, and fertilizing their lands... January 13, 1911¹¹

Along with other parcels, the land on which the Stempson house would be built was purchased by the United States government in 1910 for the District of Columbia workhouse, which was to be constructed in the area. A house with an L-plan was depicted on a 1909 survey prepared by the District’s surveyor in the general location of the future Stempson house. At this time, there was also a barn nearby.




Image 2.3: Portion of the Map Showing the Boundaries and Property Lines of the Occoquan Workhouse Site, Courtesy Fairfax County Court Archives

Construction of the Stempson house may have occurred c.1937. Refer to Key Indicators for rationalization behind the construction date.

Development of a Progressive-Era, Model Penal System

Due to a *clamor for reform in the penal methods*, and overcrowding and unsanitary conditions at the District of Columbia jail, Congress passed legislation in 1909 authorizing the purchase of land for a workhouse and reformatory of *modern and sanitary construction*.¹²

One objective of the new workhouse and reformatory was to create a model penal system for replication across the United States. The District jail commission studied and discussed various penal institution models to determine the ideal system for local implementation. Massachusetts prisons at Bridgewater, Sherborn, and Concord were used as models for the District, after being visited and praised by District Engineer Commissioner Maj. V. Judson.¹³

Progressive-era reform advocated training prisoners for a trade to enable them to obtain employment following their release, making prisons self-supporting through use of prison labor, and providing a wholesome and uplifting environment. District jail Warden McKee was an advocate of reform, stating:

*Instead of sending young men and women to the jail for workhouse, it would be more humane for the future citizenship of the country to send them to an institution conducted along the lines of your National Training School for Boys, where they could be taught trades of usefulness...Instead of building jails and workhouses, establish a big farm, where criminals can be given work and made to support themselves. Give me the prisoners that come annually to the jail and workhouse on a 500-acre farm, and I'll make them self-supporting and turn over to the government annually a large profit, instead of having to pay out \$200,000 or more for their maintenance. This would be more humane, and certainly more economical...*¹⁴

Implementation of the progressive ideals included encouraging the prisoners to better behavior by treating them with dignity. Superintendent W. H. Whittaker told 50 prisoners, whom he was transporting from the District jail to the site of the workhouse, that he would trust them to not attempt to break away, and was therefore not going to handcuff or shackle them. Whittaker was pleased with the success of this *novel plan of handling prisoners*. Whittaker also provided an incentive for good behavior: *All convicts who have records for good behavior are to wear blue suits, and Mr. Whittaker believes that every man in the prison will work to win one...*¹⁵

The new workhouse was constructed, in an effort to advance progressive reform, without *bolts or bars*.¹⁶ The system was designed to appeal to the honor and manhood of prisoners. In 1914, Whittaker furthered progressive reform by removing *Stockades and all semblance of restriction for keeping the prisoners...*¹⁷ In actuality, though, leg-irons and handcuffs were used to discipline prisoners who broke the rules.¹⁸

Whittaker repeatedly, but without apparent success, lobbied for indeterminate sentences and parole. His objective was to use sentence length to control good behavior, and believed that short sentences did not allow for sufficient time for reform.¹⁹

Establishment of the Workhouse

District commissioners solicited proposals for sites for a new jail and reformatory. To be considered, a site had to be not less than 1,000 acres, and was evaluated based on suitability for farming and price.²⁰

European agricultural prisons had already been established in many countries, and were looked upon as learning opportunities. Jail commissioners may have stipulated the 1,000 acre requirement based on what past experience showed was the capacity of the land.

*Whenever a new prison is to be constructed the authorities should buy ample land upon which to erect it - not less than an acre for every prisoner, counting the maximum population...*²¹

After inspecting several proposed sites, Maj. V. Judson recommended the Dawson tract, on the Occoquan River opposite the village of Occoquan, for the workhouse. The site was preferred because it could be reached by boats, allowing supplies and prisoners to be transported by water. Additional advantages were described by the commissioner:

*Maj. Judson explained that the site has a considerable amount of timber on it; has a stone quarry, and is high and healthy. From the quarry stone can be obtained for road making and like purposes. The soil of the tract, he said, has been tested by experts from the Department of Agriculture, who gave it a favorable report. The site furnishes a means of keeping the prisoners busy at cutting timber, quarrying stone, or tilling the soil. It is the intention of the commissioners to make the institution self-supporting, if possible.*²²

The public was under the impression that condemnation proceedings would be required to acquire the land; however, Auditor Tweedale did not believe that would be necessary since J. L. Dawson, the owner of the tract, felt he had clear titles.²³ As it turned out, condemnation proceedings were necessary to settle the price.²⁴ Likely, J. L. Dawson had pulled together an assemblage of tracts owned by himself and others, many of whom may be related. In addition to J. L. Dawson, the land owners were L. A. Denty, T. D. Violett, George W. and James T. Dawson, Katherine C. Holt, W. S. Lynn, George A. Selecman, Julia F. Selecman, and Redman and G. A. Selecman. The house, now known as the Stempson House, was situated on land owned by J. L. Dawson.²⁵

Construction began on temporary prisoner quarters, consisting of tents surrounded by a stockade fence, in June 1910.

A stockade 490 feet long and 116 feet wide has been laid out close by the edge of the Occoquan River. The spruce poles, set close together and rising to a height of 12 feet, were felled by the prisoners, trimmed into shape, and set up. These 12-foot poles will be closely strung with barbed wire forming an inner guards' corridor... On the inside, arrangements for the prisoners' camp are rapidly taking shape. Already the cook shack is up, as well as a sleeping tent and dining tent.

*When plans are complete there will be seven large tents. Four of them will be 125 feet long. Of these four tents, three will be used as sleeping quarters, while the fourth will be a combination cooking and eating tent. Two 40-foot tents will be used, respectively, one for a bath and one for hospital purposes. An additional 30-foot tent will be for the accommodation of the guards...*²⁶

Design plans for the workhouse were underway in early 1910. Although Snowden Ashford was the Municipal Architect responsible for the workhouse, Leon E. Dessez was the special architect who was appointed by the commissioners to draft plans for the new workhouse.²⁷ By winter, temporary frame buildings were to be built at the site of the future permanent quarters. Prisoners were sent to a *convict camp* at the workhouse quarry to begin quarrying stone for the foundations of the temporary buildings and for road construction.²⁸

Local Optimism Changes to Regret

Many landowners in the Occoquan area offered their land for sale for the workhouse and reformatory. Local residents were optimistic that the institutions would revitalize their community.

*Nearly all of the land owners and tenants in the vicinity...are of the opinion that the location of the two institutions will greatly benefit their property. It is explained by rivermen that the proposition of running a boat to these places will mean the erection of several modern wharfs, which are greatly needed. Others say that it eventually will mean the extension of the electric car line, and make traffic to Washington convenient.*²⁹

Prior to the start of any construction at the workhouse, the Fairfax County Board of Supervisors passed a resolution to help protect the local community from having prisoners released in the area. The Board asked that the prisoners be transported out of Fairfax County before being let loose, *instead of making the county the dumping ground for such undesirable citizens.*³⁰

Within six months of the arrival of the first prisoner, the community suffered in fear for their safety, allegedly caused by the progressive reform methods employed at the workhouse.

*Quite the most serious feature of the system in vogue at the workhouse is the so-called honor system, putting the convicts on parole, or something similar, and sending them over the public roads, without any sort of a guard or keeper, in pairs and in large squads. It is not safe for a woman or child to travel unattended, and even the men go armed. The striped clothes of the convicts have been abandoned and the convicts clothed in a uniform and cap of cadet blue...*³¹

Joseph M. Springman, Sr., proprietor of a general merchandise store at Lorton Station complained that business had fallen off due to the conditions.³² Many of the families left the area and put their homes up for sale. At least three sales fell through due to the location of the workhouse.³³

Brick-Making Industry

Prior to purchasing the land for the workhouse, the District of Columbia recognized that valuable clay deposits were on the site. As part of the reform model developed to utilize convict labor, the prisoners at the workhouse constructed a brick kiln to manufacture all of the bricks to be used in construction of the workhouse, reformatory, and accessory buildings.³⁴

It was discovered, after prisoners began clearing the land, that the site selected on the Occoquan River for the kiln was the site of a Revolutionary-war burying ground. Whittaker proposed relocating the graves and burying them in a mound in the forest until protests were lodged.³⁵

In March 1912, eight firms submitted bids to furnish the District with 60 tons of fire clay and 300,000 fire bricks to be used in construction of the brick kilns.³⁶ A new brick-making unit was constructed in 1925 that expanded the capabilities of the brick-making operations.

*In addition to common bricks and rough texture face bricks, hollow tile can be made...Introduction of the manufacture of hollow tile at the brickyard will effect a savings of at least \$400 on each dormitory building constructed. Operation of the new brick machinery with electric motor drive will effect a savings in coal...*³⁷

When plans for permanent buildings for the reformatory was prepared in 1919, it was estimated that 4,000,000 bricks from the workhouse would be utilized.³⁸ It was reported in 1927, that workhouse prisoners made 4,283,000 bricks during the year. A clay storage shed, with a capacity of 60 days' supply of clay, enabled operations to continue uninterrupted during the winter.³⁹ Prisoner manufactured brick was sold to the District government for use in the construction of municipal buildings, such as school houses, engine houses, and sewers, including Central High School. Whittaker hoped to make an excellent paving brick.⁴⁰ In 1915, the brick was transported by water to the District brick storage house wharf at the foot of Tenth Street southwest.⁴¹

It is likely that the Stempson house walkways and brick patio, extant beneath the wood deck, were constructed utilizing prisoner manufactured brick.

Establishment of the Reformatory

It was always the intent of the U. S. Congress to construct both a workhouse and reformatory. A study by the jail commission, authorized by Congress to investigate the overcrowding and unsanitary conditions of the District jail and workhouse, recommended both institutions. Each was to house a different class of convict.

A reformatory for all who must be sentenced to confinement, and who, nevertheless, are hopeful cases.

A workhouse for those who must be confined and who are not proper subjects for reformatory treatment, and yet whose offenses are not such as to require that they be sent to a penitentiary.

Those not considered candidates for reform were sent federal penitentiaries. The class of convict slated for the reformatory and workhouse flip-flopped by the time the reformatory was being constructed. The workhouse received convicts with the shorter sentences. At the time the reformatory was being planned, it was desired to relocate long-term prisoners, then confined to federal prisons in other parts of the country, closer to the District in keeping with local ideals of reformation.

*To obviate the necessity of sending long-term prisoners to penal institutions in various parts of the United States, all possible effort is being made to rush the construction of the temporary quarters for the care of that class of convicts at Occoquan, Va.*⁴²

Construction of the reformatory was delayed after the site selected was deemed too close to Mount Vernon, and a different tract of land needed to be sought.⁴³ Condemnation hearings on a tract of land adjoining the workhouse begin in 1913, with most of the land owners agreeing upon a price.⁴⁴ In April 1914, the District acquired 1,388 acres, most *in second growth pine and some original forest growth of hardwoods...much of the building material [for the workhouse], such as brick and stone, will be supplied from the workhouse by convict labor.*⁴⁵

District Building Commissioner Oliver P. Newman made a study of penal institutions in the south in preparation to the formulation of plans for the reformatory.

*Commissioner Newman says that the committee having in charge the drafting of plans for the reformatory hopes to take a forward step that has not yet been taken in any other part of the United States, and to produce a penal institution without stockades, locks, bars, punishment, silence, or other restrictions usually associated with such institution. Considerable progress in this direction has already been made at the Occoquan workhouse...*⁴⁶

Superintendent Whittaker made suggestions on the design of the reformatory to Commissioner Newman that he felt would best meet the needs of the reformatory. He accompanied his written suggestions with pencil sketches of the conceptual buildings.⁴⁷

Work began on temporary frame buildings in February 1915. Whittaker was placed in charge of construction, which was carried out primarily by workhouse labor. It was expected that the temporary buildings would be ready for occupancy in July 1916.

Plans for the construction of 29 permanent brick buildings were submitted in 1919 by Superintendent Charles Foster. The buildings were to be constructed by prisoners under the direction of C. B. Backus, constructing engineer.

*Superintendent Foster plans to make the group of buildings the “world’s most advanced penal colony.”*⁴⁸

Farming

The workhouse reform plan employed the concept of using prison labor in agricultural pursuits to provide food, fresh air, and work for the prisoners. When the District appropriated funds to purchase the land for the workhouse, they also appropriated funds to purchase farm equipment.⁴⁹ By August 1911, 100 acres of farmland were under cultivation, with the hope of adding an additional 50 to 100 acres per year. To enrich the poor soil (once thought to be good), 400 to 500 loads of *sweepings* from the District streets and stables were brought to the workhouse farm in the six barges owned by the District, and used as fertilizer.⁵⁰

Guards employed at the workhouse were selected based upon their abilities for specialized work. The tilling of the land was supervised by guards who were also experienced practical farmers. In addition to vegetables, the prisoners raised cows to provide milk, and cattle and hogs for butchering. Chickens were raised within enclosures on the farm.⁵¹

Farm products not consumed at the workhouse and reformatory were shipped to the District for use at other institutions, such as the jail and Washington Asylum Hospital, or to aid the poor.⁵² By 1927, the workhouse was growing enough vegetables to warrant the construction at the reformatory of a cannery. This enabled the excess vegetables to be conserved for the winter months.⁵³

Eugene Barrett, who was in charge of raising food for workhouse inmates, won prizes at the Prince William County fair for the tallest corn and the best alfalfa, which was also raised as winter fodder for the workhouse cattle.⁵⁴

By 1931, the reformatory had a large orchard; however, from 1944 to 1949, the orchards lost money four out of the five years. Consequently, 1,200 unproductive apple trees were chopped down so the land could be devoted to more productive agricultural activities.⁵⁵ In 1956, a reformatory apple orchard was described as covering 100 acres.⁵⁶

A portion of the apple orchard is extant within the Stempson House yard.



Image 2.4: Portion of Apple Orchard Near Stempson House

Woman's Suffrage Movement Led to Workhouse Imprisonment

The Occoquan workhouse played a central role in the efforts, and ultimate success, of suffragettes seeking the right to vote. Lucy Burns, who with Alice Paul founded the Congressional Union for Woman Suffrage (which evolved into the National Woman's Party), was an influential leader behind efforts to attract publicity to the woman's suffrage movement. Beginning in January 1917, women from all over the United States picketed President Woodrow Wilson's administration at the White House.⁵⁷ Wilson believed that suffrage was state issue, not a national one.⁵⁸

The picketers, arrested by a reluctant police force, initially were released on their own recognizance, and later given short three-day sentences in the District jail. On July 14, 1917, sixteen upper-society women were arrested and sentenced to two months in the District workhouse at Occoquan.⁵⁹ Militants, as the picketers were termed, continued to be arrested and sent to the workhouse (some with six-month sentences) through November 1917.⁶⁰ Charges faced by the women included inciting unlawful assemblage and obstructing traffic.⁶¹ Two leaders of the National Woman's Party, Lucy Burns and Alice Paul, were imprisoned at the Occoquan workhouse. The courtroom was an opportunity for the suffragettes to speak out.

"As long as women have to go to jail for petty offenses to secure freedom for the women of America, then we will continue to go to jail." ⁶²



*Image 2.5: New York Pickets at the White House, January 26, 1917,
Image Courtesy Library of Congress*

The imprisoned suffragettes were welcomed to the workhouse by Superintendent Whittaker, who felt they should be treated as any other prisoner. They wore gray one-piece dresses, ate standard

prison fare, and were assigned to the sewing room and gardens to work.⁶³ Whittaker announced that outside communications would be limited.

*Supt. Whittaker announced last night that there will be no visitors for the ladies and they will not be allowed to communicate with any one. They will be permitted to write to their relatives, subject to the jail censorship, and will be allowed to received letters from relatives, of course. If they desire a lawyer, he or she will be allowed to converse with them...*⁶⁴

Miss Lucy Burns visited the workhouse in August 1917 to investigate the lack of nourishment and poor food. Burns, finding that the women were much thinner and complaining of headaches due to poor and insufficient food, spoke in conference with Illinois Senator J. Hamilton Lewis. Lewis agreed to visit the workhouse to probe the charges.⁶⁵

Charges were filed against Whittaker by a committee of the National Woman's party, headed by Miss Lucy Burns, accusing Whittaker of cruelty to prisoners. Malnutrition resulted in six women being hospitalized. Additionally, an affidavit charged Whittaker with permitting a prisoner to be chained to the walls in a cell of the workhouse.⁶⁶ Pending an inquiry, Whittaker was relieved of his duties, but was later reinstated when he was exonerated.⁶⁷

The Board of Charities committee, in a report to commissioners stated:

*From the date of the commitment of the first of the several groups of the National Woman's party to Occoquan a spirit of insubordination, of mischievous agitation and utter disregard of all rules and regulations has been exhibited by them.*⁶⁸



Image 2.6: Miss Lucy Burns in Occoquan Workhouse, Image Courtesy Library of Congress

This *insubordination* continued for eleven suffrage pickets who faced solitary confinement unless they rescind their “ultimatum” declaring that they will not work because they are “political prisoners.”⁶⁹

Led by Alice Paul and Miss Winslow, sixteen suffragettes began hunger strikes in mid-November. It was reported by National Women's Party members that:

*Mrs. Lawrence Lewis...and Miss Lucy Burns...were removed from Occoquan to jail Tuesday, where they were forcibly fed, Miss Burns by means of a tube through the nose.*⁷⁰

By the end of November 1917, sentences for the suffragettes required that they be sent to the Washington Asylum Jail instead of Occoquan. Some were illegally transferred to the workhouse,

but were subsequently returned by court order.⁷¹ Eighteen lawsuits, totaling \$1.2 M, were filed in December by picketers alleging insults, abuse, and false imprisonment.⁷² Supervisor Whittaker resigned three months later, and was replaced by Charles C. Foster.⁷³

On August 26, 1920, the 19th amendment to the Constitution was ratified, giving women the right to vote.



Image 2.7: When Tennessee the 36th state ratified, Aug 18, 1920, Alice Paul, National Chairman of the Woman's Party, unfurled the ratification banner from Suffrage headquarters, Image Courtesy Library of Congress

Community Development – Map Study

During the 19th and early 20th century, farms in the area were owned by many inter-related families, including the Lindsays, Dawsons, and Violets. At a patriarchs death, farms were subdivided into smaller tracts for allotment to heirs. As farms became smaller and the population increased, the road network expanded.

The following is a chronological series of maps; a red arrow points to the approximate future location of the Stempson House, a green arrow points to an area or map symbol depicting the house location after it was constructed.

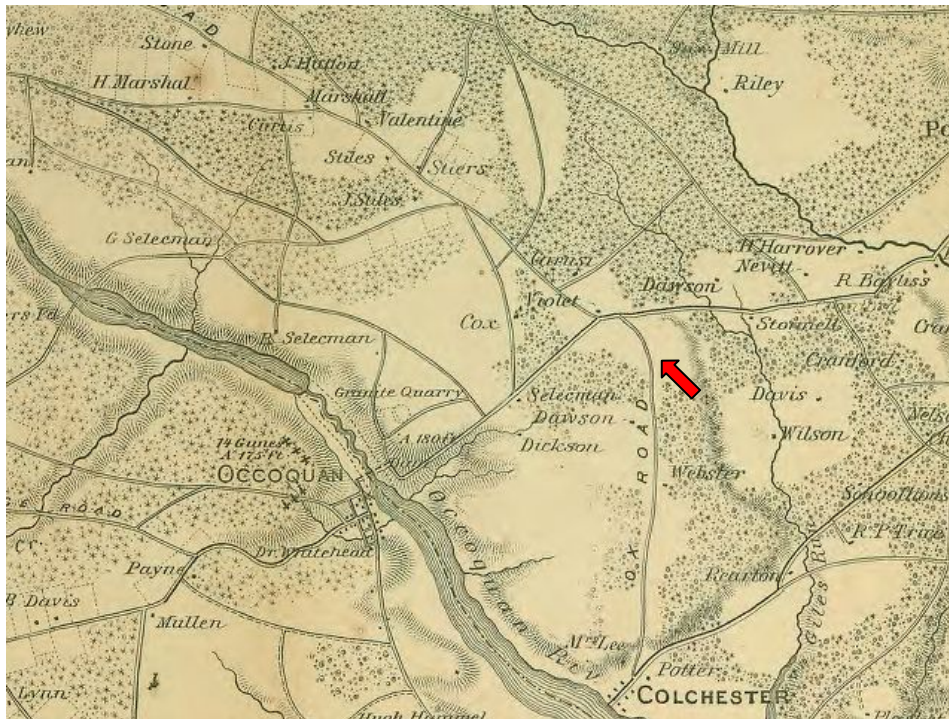


Image 2.8: Portion of Map of n. eastern Virginia and vicinity of Washington, McDowell, 1862, Courtesy Library of Congress



Image 2.9: Portion of Map of Fairfax County, 1886, Fairfax County Public Library (FCPL)

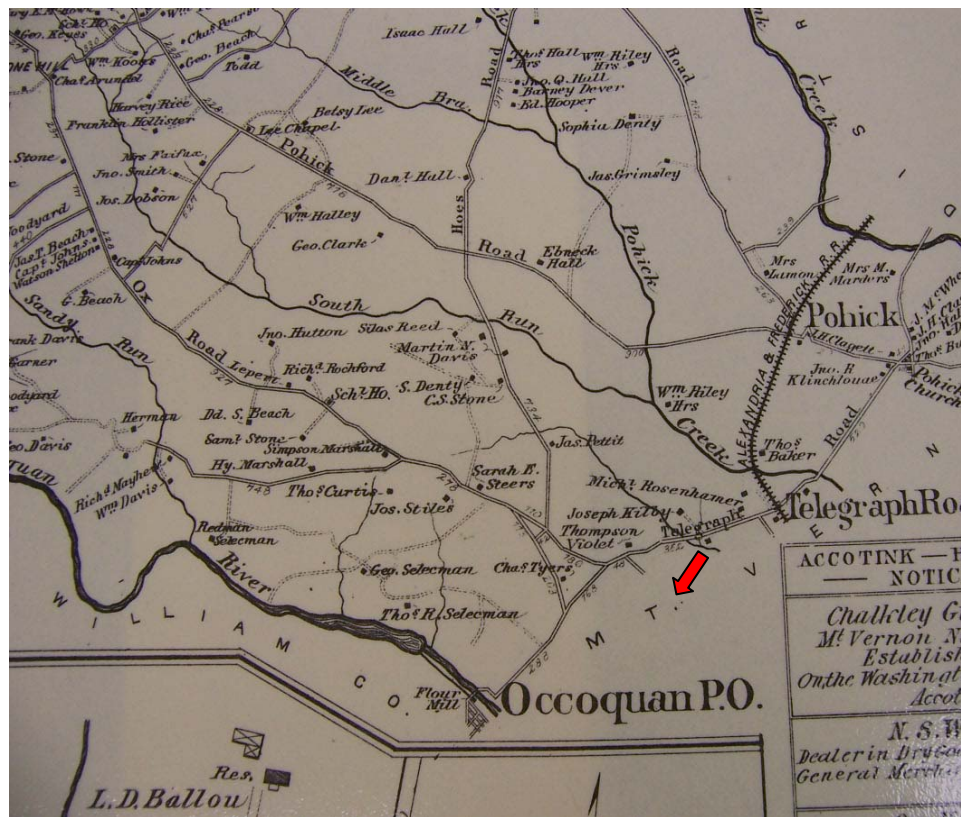


Image 2.10: Portion of Hopkins 1878 Map Depicting Occoquan Area, FCPL



Image 2.11: Portion of Post Office Department Map, Rural Delivery Routes, Fairfax County Virginia, c. 1912 (Date based on Library of Congress received stamp.)

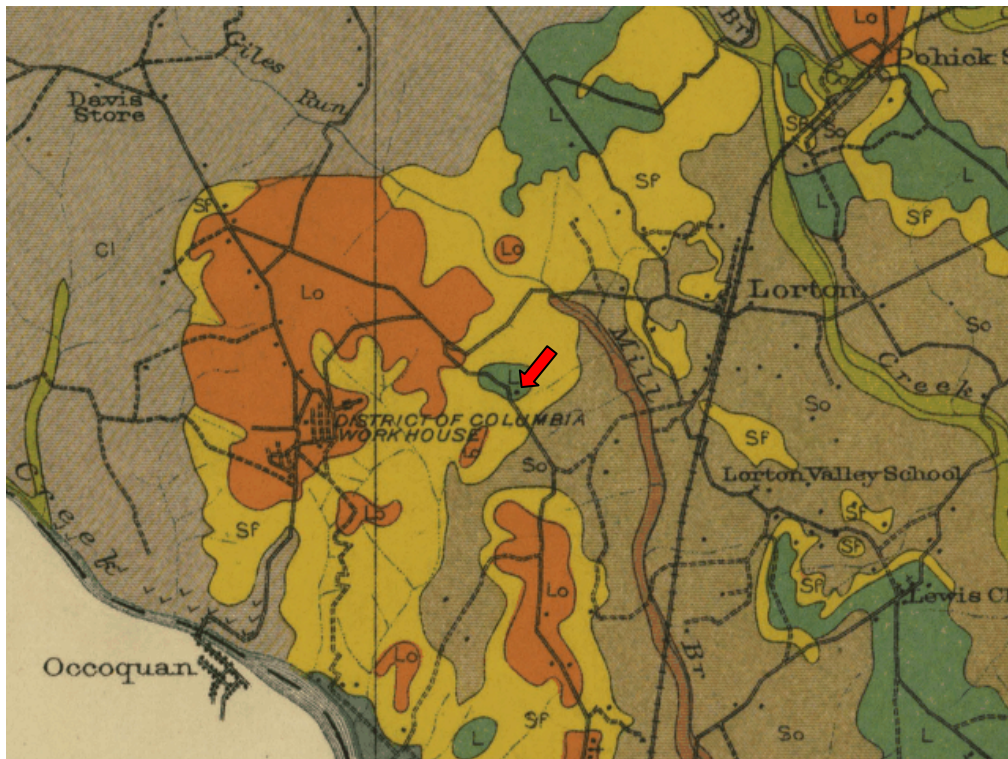


Image 2.12: Portion of Virginia, Fairfax-Alexandria Counties Sheet, Soil Map, 1915, Courtesy Library of Congress



Image 2.15: Portion of USGS Topographical Map, Belvoir VA, 1951, FCPL

- ¹ Virginia Department of Historic Resources, "Intensive Level Survey – Lorton Prison Historic District," March 10, 2005, p. 6.
- ² Northern Neck Land Grant (NN) E:499; Survey at NN E:478.
- ³ "History of Pohick Church," <http://www.pohick.org/cgi-bin/print2.pl> (July 29, 2006).
- ⁴ Northern Neck Grant No. 3:145 dated December 4, 1706; Deed specifying "Giles Tillett's Run is FXDB R1(18):276 dated December 4, 1788.
- ⁵ Fairfax County Will Book (FXWB) B1(651):171, September 20, 1757.
- ⁶ Beth Mitchell, *Fairfax County Road Orders 1749-1800*, Virginia Transportation Research Council, 2003, pp. 67-68.
- ⁷ "Timeline of Fairfax County History," <http://www.fairfaxcounty.gov/library/branches/vr/timeline.htm> (July 29, 2006).
- ⁸ Mitchell, pp. 50, 74.
- ⁹ Fairfax County Deed Book (FXDB) R1(18):400, October 13, 1787; Re-deeded FXDB S1(19):183, October 6, 1789.
- ¹⁰ "Gets Big Occoquan Tract," *Post*, April 12, 1914, p. 35.
- ¹¹ "Prison Cause of Suit," *Post*, January 13 1911, p. 14.
- ¹² "To Uplift Prisoners," *The Washington Post 1877*, January 30, 1910, p. 5, ProQuest Historical Newspapers The Washington Post (1877-1990) [Hereafter referred to as *Post*], p. 12.
- ¹³ "Penal Institution Plans," *Post*, April 28, 1909, p. 11.
- ¹⁴ "Jail Menace to City," *Post*, February 16, 1909, p. 1.
- ¹⁵ "Convicts Not Handcuffed," *Post*, July 12, 1910, p. 4.
- ¹⁶ "New District Workhouse a Jail Minus Bolts and Bars, August 13, 1911, p. 32.
- ¹⁷ "Favors Parole Law," *Post*, September 24, 1914, p. 14.
- ¹⁸ "Six Fell Prison Guard," *Post*, December 30, 1916, p. 1.
- ¹⁹ "Parole to Prisoners," *Post*, December 31, 1913, p. 14.
- ²⁰ "Bids for Penal Sites," *Post*; "Jail Menace to City," *Post*, February 16, 1909, p. 1; "To Uplift Prisoners," *Post*, January 30, 1910, p.5.
- ²¹ "Crime Their Topic," *Post*, September 30, 1910, p. 1.
- ²² "Prison Site Selected," *Post*, June 10, 1909, p. 16.
- ²³ "Prison Plans Rushed," *Post*, August 24, 1909, p. 12.
- ²⁴ "Date for Land Hearing," *Post*, March 3, 1910, p. 11.
- ²⁵ FXDB F7(162):212, March 17, 1910.
- ²⁶ "Building Own Prison," *Post*, July 3, 1910, p. 6.
- ²⁷ "Soon to Begin Workhouse," *Post*, April 3, 1910, p. 14.
- ²⁸ "The Convict Camp," *Post*, June 17, 1910, p. 3.
- ²⁹ "Free Stone for City," *Post*, March 13, 1910, p. 10.
- ³⁰ "Meeting of Board of Supervisors," *Fairfax Herald*, April 8, 1910, p.3.
- ³¹ "Prison Cause of Suit," *Post*, January 13, 1911, p. 14.
- ³² "Women in Fear of Convicts," *Post*, April 22, 1911, p. 16.
- ³³ *Ibid*.
- ³⁴ "City May Make Brick," *Post*, March 16, 1910, p. 12.
- ³⁵ "Save Heroes' Graves," *Post*, February 15, 1911, p. 16.
- ³⁶ "Bid on New Brick Kilns," *Post*, March 26, 1912, p.10.
- ³⁷ "Occoquan Brick Plant One of Best in East," *Post*, August 30, 1925, p. 13.
- ³⁸ "Plans Big Model Jail at Lorton," *Post*, October 9, 1919, p. 2.
- ³⁹ "Reformatory Industry Reported on Increase," *Post*, September 2, 1927, p. 8.
- ⁴⁰ "New District Workhouse a Jail Minus Bolts and Bars," *Post*, August 13, 1911, p. 32.
- ⁴¹ "Open Brick and Mule Bids," *Post*, June 3, 1915, p. 14; "No Money to Pay for Brick," June 23, 1915, p. 10.
- ⁴² "Push Occoquan Prison," *Post*, August 15, 1915, p. R7.
- ⁴³ "Menace to Mount Vernon," *Post*, January 12, 1911, p. 6.
- ⁴⁴ "Start on Reformatory," *Post*, September 19, 1913, p. 2.
- ⁴⁵ "Gets Big Occoquan Tract," *Post*, April 12, 1914, p. 35.
- ⁴⁶ "Newman Back From South," *Post*, December 23, 1914, p. 16.

- ⁴⁷ “Discuss Occoquan Addition,” *Post*, December 30, 1914, p. 14.
- ⁴⁸ “Plans Big Model Jail at Lorton,” *Post*, October 9, 1919, p. 2.
- ⁴⁹ “Deficiency Bill is In,” *Post*, January 11, 1910, p. 4
- ⁵⁰ “New District Workhouse a Jail Minus Bolts and Bars,” *Post*, August 13, 1911, p. 32.
- ⁵¹ *Ibid.*
- ⁵² “Arraigns Penal System,” *Post*, December 10, 1915, p. 5; “Occoquan to Aid Poor,” *Post*, September 9, 1914, p. 14.
- ⁵³ “Prisoners Proving Adept at Making District Auto Tags,” *Post*, July 24, 1927, p. 6.
- ⁵⁴ “Corn Grows Tall at Lorton Workhouse,” *Post*, September 7, 1967, p. B1.
- ⁵⁵ “Penal Report Hits District in One Respect, Peak Says,” *Post*, July 28, 1931, p. 4; “Fruitless – 600 Weary Apple Trees to Get Ax,” *Post*, December 16, 1949, p. 18.
- ⁵⁶ “Girl Escapes Abductor Near Lorton,” *Post*, February 27, 1956, p. 1.
- ⁵⁷ “Profiles: Selected Leaders of the National Woman’s Party,”
<http://memory.loc.gov/ammem/collections/suffrage/nwp/profiles.html> (July 30, 2006)
- ⁵⁸ “Pickets to Be Punished,” *Post*, October 20, 1917, p. 5.
- ⁵⁹ “Take 9 More ‘Suffs,’” *Post*, June 27, 1917, p. 2; and “Chronology of Pickets From Original Arrests To Terms at Occoquan,” *Post*, July 18, 1917, p. 1.
- ⁶⁰ “31 Militants Sent Back to Occoquan,” *Post*, November 15, 1917, p. 11.
- ⁶¹ “Militants Given 6 Months in Jail,” *Post*, October 17, 1917, p. 10.
- ⁶² “Sixteen Militants Begin 60-Day Term,” *Post*, July 18, 1917, p. 1. [Note: Quote by Miss Martin.]
- ⁶³ *Ibid.*
- ⁶⁴ *Ibid.*
- ⁶⁵ “Pickets Condemn Food,” *Post*, August 26, 1917, p. 7.
- ⁶⁶ “Pickets Bring Charges,” *Post*, August 30, 1917, p. 5; “Pickets File Charges,” *Post*, August 31, 1917, p. 4.
- ⁶⁷ “Whittaker Keeps Job,” *Post*, October, 12, 1917, p. 4.
- ⁶⁸ *Ibid.*
- ⁶⁹ “Pickets to be Punished,” *Post*, October 20, 1917, p. 5
- ⁷⁰ “Food is Forced on Five Pickets,” *Post*, November 22, 1917, p.10.
- ⁷¹ “Pickets Remanded to District Jail,” *Post*, November 25, 1917, p. 3.
- ⁷² “\$400,000 is Asked by Pickets in Suits,” *Post*, December 12, 1917, p. 12; “Pickets Sue for \$800,000,” December 14, 1917, p. 10.
- ⁷³ “C. C. Foster Made Occoquan Head,” *Post*, March 29, 1918, p. 14.

CHAPTER 3. DESCRIPTION OF THE STEMPSON HOUSE

SYNOPSIS

The Stempson house's vernacular-style architecture incorporated colonial-revival style elements into the design. Enhancing the colonial-revival appearance are long cornice returns at the three gable ends and lunettes ventilating the attic. Brick chimneys penetrate the roofs at the gable ends; however, the northern chimney was constructed for symmetrical appearance only.



Image 3.1: Stempson House

The house is comprised of two finished stories and a partial basement and crawl space below the first floor. Four main rooms were originally constructed on each finished level, though a wall partition has since been removed between two bedrooms on the second floor.

Brick, likely made by prisoners at the brick kiln, were used in the construction of the basement walls, chimneys, portico floors, walkways, and basement areaways. Bricks lining landscape beds exist beneath a treated-wood deck, which extends beyond an enclosed porch.

Perhaps as a result of the progressive penal ideal of a prison without walls, metal security window guards covered the first-floor windows.

Refer to Appendix C: Measured Drawings for the existing floor plan layout and elevations.



Image 3.2: Metal Window Guards at First Floor

SPACE FUNCTION

Based on physical evidence and typical house floor plans of the period, the following chart proposes likely original space functions.. At some time, the use for the house was changed from residential to office.

Table 3.1: Original Space Function

Room Number	Original Space Function	Indication
B2	Coal Storage	Extant coal
B4	Basement Area w/ Boiler	Abandoned flue penetrations in chimney
100	Living Room	Decorative fireplace
101	Parlor ?	?
102	Kitchen	Vinyl flooring beneath carpet, baseboard infill at removed casework
103	Dining Room ?	Often separated from living room by wide doorway
200	Bedroom	Typical upper level function
201	Bedroom	Typical upper level function
202	Bedroom	Typical upper level function
203	Bedroom	Typical upper level function

ORIGINAL MATERIALS AND METHODS

Most of the materials that make up the house were installed when the house was constructed c. 1937. Major materials that were installed later include:

- All windows were replaced with vinyl windows.
- Door (D104) was salvaged from elsewhere. Neither hinge fits its original door jamb mortise.
- The kitchen casework and appliances have been removed. Baseboard was installed in these locations.
- The 2 3/8" wide tongue-and-groove (T&G) wood flooring in Room 100 and Room 103 was replaced. Original wood flooring throughout the remainder of the house measures 3 1/4" wide.
- Bathroom fixtures have been replaced, or added in new locations, such as in the first floor toilet room (Room 105). The cast-iron sink in the basement may be original.
- All ceiling mounted strip lighting was likely installed when the residence was converted into office space.
- The hot-water heater and oil-fired furnace were not installed at time of original construction.
- Casework was installed in the vestibule (Room 104).



Image 3.3: Hinge at Door D104

Construction materials and methods used at the Stempson house are typical of residential house construction of this period.

- The lumber is dimensional rather than actual measurement.
- The floor system consists of T&G wood flooring laid on a diagonal T&G sub-flooring over cross-braced, open wood joists.
- Exterior walls were constructed with horizontal covelap siding over diagonal sheathing.
- Plaster, which contains some cement, is keyed into wood lath in construction of the walls.
- Ceilings are constructed of plaster applied to sheetrock panels. There are no indications that there existed an earlier wood lath ceiling.
- Wire nails are used throughout the construction
- The steel door locksets, with a dull brass finish, were widely popular and readily available at the time.
- The doors on the second floor, which were stripped of paint and stained, were made with plywood panels. Most, if not all, of the doors in the house have plywood panels. Manufacture of 3-ply wood for door panels began after the 1905 World's Fair.



Image 3.4: Typical Lockset



Image 3.5: Second-floor Door With Plywood Panels



Image 3.6: Front Door (D101)

- The front door style was popular and available as a stock item for purchase in the 1930s.

DESCRIPTION OF EXISTING CONDITIONS

Foundation and Basement

The foundation is likely made of solid bricks, belled out at the base for increased bearing width. Sub-grade excavations were not conducted to confirm the foundation design; however, a joist-bearing foundation wall is visible in the basement through door D03. (See keynote 5 on sheet C1.)



Image 3.7: Joist Bearing Foundation Wall Belled Out at Base

Brick walls in the basement support the joists for the first floor. Additionally, a beam, constructed of five timbers sandwiched and nailed together and supported by pipe columns, carries the mid-span load of the rear portion of the house. The beam ends rest in joist pockets within the brick walls.

Five-course American bond was used throughout the brick construction. Most of the brick used in the basement measures 8" x 2 1/2" x 3 1/2"; however, two areas used a different size.

1. A partition wall separating the fuel tank from the boiler was constructed of brick that measures 8" x 2 1/8" x 3 3/4".
2. A wall section constructed on both sides of door D002 was constructed of brick that measures 7 1/4" x 2 1/8" x 3 3/4". The brick was painted with a latex-based paint, which is peeling off. Door D002 has a metal frame.



Image 3.8: Red Arrow Locates Start of New Brick Construction

The floor in basement area is concrete. A patch in the floor is inscribed "S. B. WELGH April 18, 1942."



Image 3.9: Inscribed Concrete Patch

There is a wooden crawlspace hatch in the wall of the smaller room (Room B3) in the basement. The door may have provided access to a coal storage area. Pieces of coal remain just inside the hatch.



Image 3.10: Hatch Door (D03) to Coal Storage Area



Image 3.11: Extant Coal in Space B2

An open-riser wooden stair extends from the basement to connect to the kitchen at the first floor. Access to the rear yard from the basement is available through a door leading to an open stairway. This brick stairway was constructed of brick measuring 8" x 2 1/4" x 3 3/4". The stairway has 12" treads and 7 1/2" risers.



Image 3.12: Brick Stair Well



Image 3.13: Stair Well Detail

The basement houses the mechanical equipment. The oil-fired boiler at the Stempson house, which is not the original boiler, is the same model as the boiler located at the nearby Barrett house, suggesting that prison engineers replaced the boilers at the same time.



Image 3.14: Wiring Above Panel

A variety of wires and conduits in the basement evidences that new electrical systems and components were added over time.



Image 3.15: Oil-fired Boiler

Exterior

The front portion of the two-story house has a simple, symmetrical façade with a pedimented portico supported by slender, square columns at the entry. The rear portion of the house is slightly narrower than the front portion, providing setbacks on the side elevations. This gives the appearance that an addition was constructed to enlarge the house; however, the original construction included both the front and rear sections with an approximation of a T-plan layout.

The frame structure is clad with painted cove lap siding (with corner board trim) over diagonal wood board sheathing. It appears that the siding was originally painted white. The exposed brick of the basement walls was once painted green.



Image 3.16: Pedimented Entry Portico



Image 3.17: Southern Screened Porch

A covered porch on the southern side of the house is accessed from room 103 through a doorway. The porch is enclosed by screen walls on three sides and opens onto a large pressure-treated wood deck.

An enclosed porch on the eastern side of the house was used as an entrance vestibule and toilet room.

Brick was used to construct the front entry portico floor. A brick path extends from the portico to the circular driveway.



Image 3.18: Brick Entry-Portico Floor and Brick Walkway

Brick steps were constructed at both the eastern porch and the southern screened porch. The southern steps are extant beneath the wood deck, and lead down to a brick walkway. Garden beds, outlined in brick, were planted on both sides of the southern steps. The decks of the eastern and southern porches were both constructed of 2 ¼” T&G wood flooring.



Image 3.19: Eastern Porch Steps



Image 3.20: Southern Porch Steps and Walkway Beneath Wood Deck

The main roofs and the roofs of the eastern and southern porches are covered with standing-seam metal roofing. Slate shingles cover the roof of the front portico. Three brick chimneys penetrate the roofs, though the northern chimney was never functional. This chimney was constructed to provide a symmetrical appearance on the exterior. For this reason, the chimney only partially extends into the attic where it rests on a platform supported by roof rafters. The joists beneath the chimney were examined to determine if the chimney ever extended through the attic floor. The joists have never been framed out, thus the chimney was designed for appearance only.



Image 3.21: Northern Chimney Extends into Attic and Rests on Platform, Red Arrow Points to Platform



Image 3.22: Northern Chimney on Platform

Curiously, the northern chimney is capped with a ventilator.



Image 3.23: Northern Chimney with Ventilator



Image 3.24: Southern End Chimney

The living room chimney projects beyond the southern exterior wall at the first-floor level. In the attic, the masonry chimney is entirely within the interior space of the attic.



Image 3.25: Southern Chimney Within Attic

Framing

The wood floor joists are supported by the basement masonry walls, two foundation walls located within the crawlspace, and a beam made of multiple 2x8 studs that is pocketed into the masonry basement walls and supported by two steel pipe columns. The floor joists, which are cross braced, are 2x8s (1 3/4" x 7 1/2") spaced at 16" on center (o.c.) and run parallel to the front of the house. The second-floor framing is the same as first-floor framing. The floor framing system includes 1x6 (5/8" x 5 1/2" actual size) T&G diagonal sub-flooring.



Image 3.26: Support Beam in Basement

Ceiling joists, at the second floor below the roof, measure 2x8 (1 ¾"x 7 ½" actual size) and are spaced 18" o.c.

The interior and exterior wall framing is made of 2x4 dimensional wood studs.

The roof is constructed of 2x6 rafters (1 ¾"x 5 ½" actual size) spaced at 22" o.c., which are secured at the eave to a false plate. Butt-jointed, wood-board roof sheathing, made of dimensional lumber, is attached to the top of the roof rafters.



Image 3.27: Framing in Attic Space

Rafters extending down to a false plate in the center of the attic space provide support for the roof.

Wire nails are used throughout the construction to secure the framing.



Image 3.28: Rafter and False Plate at Eave

Image 3.29: Rafters Supporting Roof Valleys



Windows and Doors

Except for in the basement, the original windows were replaced with insulated single-hung aluminum windows within the original double-hung wood window frames.

The 3-lite projected-type basement windows are made of single-pane glass with a wooden sash and frame. They are similar to awning windows; however, they open inward. The windows are hinged at the top and have a fastener at the sill.



Image 3.31: Window Fastener

Windows in Room 103 (W111, W112, and W113) differ from the single double-hung windows positioned throughout the house. These multiple windows have two mullions separating the sashes.



Image 3.30: Basement Window



Image 3.32: Windows in Room 103

There are several styles of wood doors throughout the house. The predominant type has three-ply wood panels (some raised and some plywood) with stiles and rails.



Image 3.33: Door D101



Image 3.34: Door D100



Image 3.35: Doors D102 and D106



Image 3.36: Doors D02, D104, and D107



Image 3.37: Door D105



Image 3.38: Door D108



Image 3.39: Door D103



Image 3.40: Typical Second-Floor Door



Image 3.41: Door D03



Image 3.42: Door D01



Image 3.43: Door D106

Interior Spaces

The first and second floor spaces are typically finished with wood flooring. Plaster on wood lath comprises the walls, which were covered with brown paper prior to painting.

The wall construction was observed in the closet beneath the stairs where a fan was installed for ventilation. At this location, the wall studs measure 1 ¾” x 3 11/16”.

A two-coat plaster was keyed into 1 ¾” wood lath. The first coat is a hard-wall plaster, possibly made with lime and cement, with the addition of black and white hair. The 1936 Kidder-Parker Architects’ and Builders’ Handbook describes a type of hard-wall plaster made with Keene’s Cement, a product made by several manufacturers, mixed with lime putty or hydrated lime. Hard-wall plasters, known as improved wall-plasters, set more quickly than lime plasters, thus allowing for the application of the finish coat (white coat) sooner. They possess uniformity of strength and are free from pitting.



Image 3.44: Plaster Wall Covered With Painted Brown Paper

Ceilings were constructed of sheet rock nailed to the ceiling joists. A thin layer of plaster, approximately 1/8” to 1/4” thick, was applied over the gypsum. Joint tape, invented in the 1930s, was used to finish the joints. It is unknown if the ceilings are original, though it is possible. There was no evidence of an earlier wood lath ceiling, which were typically heavy and tended to fail before the walls. Observations of the second floor ceiling joists reveal that there was no plaster residue from a wood lath system. Plaster is visible on the attic side of the gypsum board where the plaster applied to the finish side extruded through. A hole in the ceiling confirmed the presence of a layer of plaster over the sheet rock.

Room 100 – Living Room

The predominate features within the living room are the fireplace and staircase. The fireplace has stepped pyramidal-shaped brickwork extending from the mantel to the chimney stack, which is painted white. A fire brick, installed upside down, within the firebox was imprinted with a partial mark.



Image 3.45: Imprinted Fire Brick (Photo has been rotated 180 degrees.)



Image 3.46: Pyramidal-shaped Brick Fireplace

A handle located above the firebox rotates a screw that opens the fireplace damper.



Image 3.47: Damper Knob



Image 3.48: Damper Screw

The brick of the chimney breast measures $7 \frac{5}{8}'' \times 2 \frac{1}{4}'' \times 3 \frac{3}{4}''$. The brick of the hearth is likely from the same mold. Exposed faces of the hearth brick measure $2 \frac{1}{4}'' \times 3 \frac{3}{4}''$. Exposed faces of the fire brick measure $9 \frac{1}{4}'' \times 4 \frac{1}{2}''$. A $10 \frac{3}{4}'' \times 2 \frac{1}{2}''$ wood mantle extends across the chimney breast at the first course of the pyramidal brickwork. By the 1920s, stone (and especially brick) replaced wood as the predominant feature of fireplaces.

The plaster walls were covered with paper prior to the initial coat of paint. The first paint color appears to have been cream, followed by light blue, blue, dark olive green, lime green, and off-

white. A textured finish was applied to a new ceiling, likely constructed of 4x8 gypsum wall board (GWB). The joint tape is detached from the ceiling in several locations.

A 5-column radiator, by American Radiator Company, is floor mounted on legs. Its initial paint color may have been a cream with a slight green tint, followed by peach and off-white. The wall behind the radiator is painted lime green; however, some of the lime green paint was brushed down onto the blue baseboard and base shoe.



Image 3.49: Green Paint Behind Radiator

As is typically found throughout the house, the walls and doors in Room 100 have scored corner blocks, a simple and inexpensive decorative treatment. A wood baseboard with base shoe extends around the perimeter of the room. (Refer to Appendix E for baseboard profile.) A simple plinth block is located at the bottom of the door trims.



Image 3.50: Typical Corner Block



*Image 3.51: Door Trim
Plinth Block*

The existing 2 3/8" T&G wood floor replaced an earlier floor, as discussed earlier in the Original Materials and Methods section.

A wood stairway connects the first-floor foyer, located at the main entry, to the second-floor hallway. Three balusters (1 1/8" x 7/8") per stair tread support the handrail. The handrail ends with a gracefully curving volute at the half-circle end starting tread.



Image 3.52: Stairway

A closet (Room 107), created under the stairs, houses a security system. A fan was installed in the wall adjoining Room 103, and two grilles were installed in the closet door, to provide ventilation. The wood floor of the closet is carpeted.

Some of the previously applied layers of lime green and blue paint were carelessly brushed onto the porcelain utility light fixture in the closet, evidencing that the closet space was painted to match the adjacent living room and that the light fixture was present.

Room 101

The original use of Room 101 is unknown; however, the desk located in the room suggests that the room was used for office space when the house accommodated the prison security department.

Original 3 ¼" T&G wood flooring is partially covered by an oriental-style area rug. An earlier area rug was larger, as evidence by the darkened stain on the wood floor.

The southern plaster wall is covered with faux-wood fiberboard paneling. As a result, the baseboard and base shoe were replaced.



Image 3.53: Room 101

There are two radiators in the room. The 4-column eastern-most radiator was manufactured in Baltimore, and embossed with the word Oriole, by the Re___ Radiator Company. The 5-column western-most radiator was manufactured by the American Radiator Company.



Image 3.54: Fiberboard Paneling in Room 101

Room 102 - Kitchen

Room 102 was originally a kitchen, but currently has no equipment or cabinetry. Casework and appliances were likely positioned along the north and west walls where new baseboard has been installed. Original baseboard exists behind the 5-column radiator manufactured by the American Radiator Company.

The upper portion of the door trim for the exit door (D108) is original; however, the trim on each side of the door was replaced.

A door penetration was made to allow access to the toilet room addition (Room 105) at door D107. The corner blocks at door D107 do not have much paint in the decorative scoring.

All of the base shoe was replaced with quarter-round, likely due to the installation of the 18"x18" carpet squares. Beneath the carpet is vinyl sheet flooring laid on a wood floor.

The western wall of the kitchen was covered with a patterned wallpaper.



Image 3.55: Original Kitchen (Room 102)



Image 3.56: Kitchen-style Vinyl Sheet Flooring



Image 3.57: Wallpaper Design Adhering to Back of Paint Sample



Image 3.58: Nails, Likely for Hanging Vehicle Keys

Room 103

This room is adjacent to the living room and kitchen. It may have been the dining room. Access is provided to the porch through an exterior door.

The existing 2 3/8" T&G wood floor replaced an earlier floor, as discussed earlier in the Original Materials and Methods section. A penetration made in the newer flooring has been infilled. The penetration to the basement was framed out in the floor joists.



Image 3.59: Room 103



Image 3.60: Framed Out Penetration



Image 3.61: Wood Flooring Infills Penetration

A bulkhead and plumbing chase wall were constructed in the southwest corner to accommodate plumbing pipes for the second-floor toilet room.



Image 3.62: Plumbing Bulkhead and Chase

Room 104 – Vestibule

The vestibule was created by enclosing an open back porch with wood covelap siding and windows. The original T&G wood flooring, an original column, and the original 3 3/8" beaded T&G wood ceiling boards remain. 12"x12" vinyl tile covers the original T&G wood flooring, which is visible from the exterior.

Casework, constructed on plywood, was installed along the southern wall of the vestibule.

There is a step down from Room 102 into the vestibule.



Image 3.63: Vestibule (Room 104)



Image 3.64: Exterior of Vestibule (Room 104) and Toilet Room (Room 105)

Room 105 – Toilet Room

The toilet room was constructed when the back porch was enclosed to create the vestibule (Room 104). Closets, similar to the plywood casework built in the vestibule, were installed in two corners of the room.

The floor elevation of the toilet room aligns with the floor elevation of Room 102.



A wood floor, likely plywood, may have first been covered with 9" square tiles. The tile size is evident in the closet. The floor is for the most part now finished with 1 3/8" ceramic tiles.



Image 3.65: Toilet Room (Room 105)

Image 3.66: Evidence of Previous 9" Tiles

The baseboard is 5 1/4" high with a rounded edge. The quarter-round base shoe, previously attached with wire nails, is missing in several places.

A small 4-column radiator was installed to heat the space. Windows in the toilet room at one time had interior shutters, as indicated by the hinge mortises.

Room 106 – Screened Porch

The screened porch was constructed with chamfered columns, similar to the northeast column of the east porch. (Now Room 104.) The 2 ¼” T&G wood flooring is also similar to the wood flooring of the east porch. Green outdoor carpeting covers the wood porch deck. The ceiling was constructed with beaded T&G wood boards.



Image 3.67: Screened Porch (Room 106)

Room 200 – Bedroom

Cloud-themed wallpaper covers the wall plaster in the southwest second-floor bedroom. The chimney, which extends into the room, is also papered. There is no evidence that a flue penetration existed beneath the wallpaper. It is likely that a window radiator always heated this space; however the existing smaller-sized 4-column radiator is probably a replacement. This is evidenced by an unused radiator pipe penetration through the floor.



Image 3.68: Bedroom (Room 200)

The T&G wood flooring measures 3 ¼” and is likely original. Room 200 is the only space where the flooring runs north/south. Elsewhere, the flooring was laid lengthwise from east to west. This is due to the floor joist construction; the joists must run east/west since there is no bearing wall at the stairs. Floor boards are always laid perpendicular to the joists.

The closet (Room 211) is a walk-in closet with shelves and hanging rod. The finishes include wood flooring and wood base.

Room 201 – Bedroom

This second-floor bedroom has 3 ¼” T&G wood flooring and a wood baseboard that has a separate base molding above.

Two window radiators heated the space.

The closet (Room 210) has sliding doors, a wood shelf, and a hanging rod. The walls of the closet were constructed of gypsum wall board (GWB). The finishes include wood flooring and a one-piece wood baseboard that included the base molding.



Image 3.69: Bedroom (Room 201)

A portion of the ceiling close to the exterior wall at the closet was made of plaster over expandable metal lath attached to the underside of the ceiling joists.

Room 202 and Room 203

Rooms 202 and 203 were originally separate bedrooms; however, an opening was created in the wall partition between the rooms to create a larger office space. These rooms have blue carpet over T&G wood flooring.



Image 3.70: Room 202




Image 3.71: Room 203

The baseboard along the western wall of Room 202 has been replaced. The original doorway into this room would have been along this wall. All of the walls in Room 202 were covered with 21”-wide wallpaper, which has since been painted over. One wall of Room 203 is mirrored.

Image 3.72: Wallpaper Behind Radiator (Room 202)



Each of the rooms have closets. The walk-in closet (Room 208) for Bedroom 202 has $\frac{3}{4}$ " shelves and a hanging rod. The $3\frac{1}{4}$ " wood flooring extends into the closet.



*Image 3.73: Walk-in Closet
(Room 208)*

The closet (Room 207) for Room 203 is an addition to the original layout of the room. New closet walls are made of GWB. An earlier closet was removed.



Image 3.70: Closet 207

A toilet room (Room 206) was installed within Room 206 with a lavatory and toilet. The flooring is composed of 12" vinyl composition tile (VCT) with a 4" vinyl cove base. An access panel to a plumbing chase allowed for visual inspection of the second-floor joists, diagonal subflooring, and exterior wall studs.



*Image 3.74: Toilet Room
(Room 206)*

Room 204 – Hall

The hall has $3\frac{1}{4}$ " T&G wood flooring with a wood base. New baseboard was added to infill the doorway to Room 202 that was removed.

A bathroom is at one end of the hall, and a closet with attic access is at the other end.



*Image 3.75: Hall
(Room 204)*

Room 205 – Bathroom

The bathroom has new fixtures, including a lavatory, toilet, and bathtub. A design of 1” ceramic tiles, possibly from the 1960s, covers the floor. The walls in the toilet and lavatory areas are covered with vinyl wallpaper. Ceramic tiles cover the walls in the bathtub area.

A hopper window provides light and outside air into the room.



Image 3.76: Bathroom (Room 205)

Room 209 – Closet with Attic Access

The closet at the other end of the hall has an attic access hatch and ladder in addition to shelves and hanging rods.

The ceiling in the closet (Room 209) was constructed of a sheet rock panel that was not covered with a thin layer of plaster. The ceiling height of the closet is $\frac{1}{8}$ ” to $\frac{1}{4}$ ” higher than the ceiling height of the hall.



Image 3.77: Closet with Attic Access (Room 209)

Attic

The attic space is unfinished. Batt insulation between the second-floor ceiling joists is deteriorated.

The eastern masonry chimney extends from the basement through the first and second floor levels. In the attic, the chimney masonry jogs to avoid the lunette. This lunette, in conjunction with the other lunette at the northern gable end wall, originally ventilated the attic space. The northern lunette is currently blocked with a plywood panel.



Image 3.78: Eastern Chimney in Attic

PRINCIPAL PHASES OF CONSTRUCTION

Phase I: Initial Construction, c. 1937

Construction of the original house, c. 1937, included the spatial requirements and construction materials of a typical dwelling of the period. Few changes were made to the layout and structure of the building since it was constructed. Although the most recent use of the house was for the prison security offices, originally it was used as a dwelling for an officer of the workhouse/penitentiary. Refer to Appendix D for conceptual original floor plan layouts.

The basement had one open L-shaped space that wrapped around two sides of a crawlspace. The exterior basement door and brick stairway were not part of the original construction.

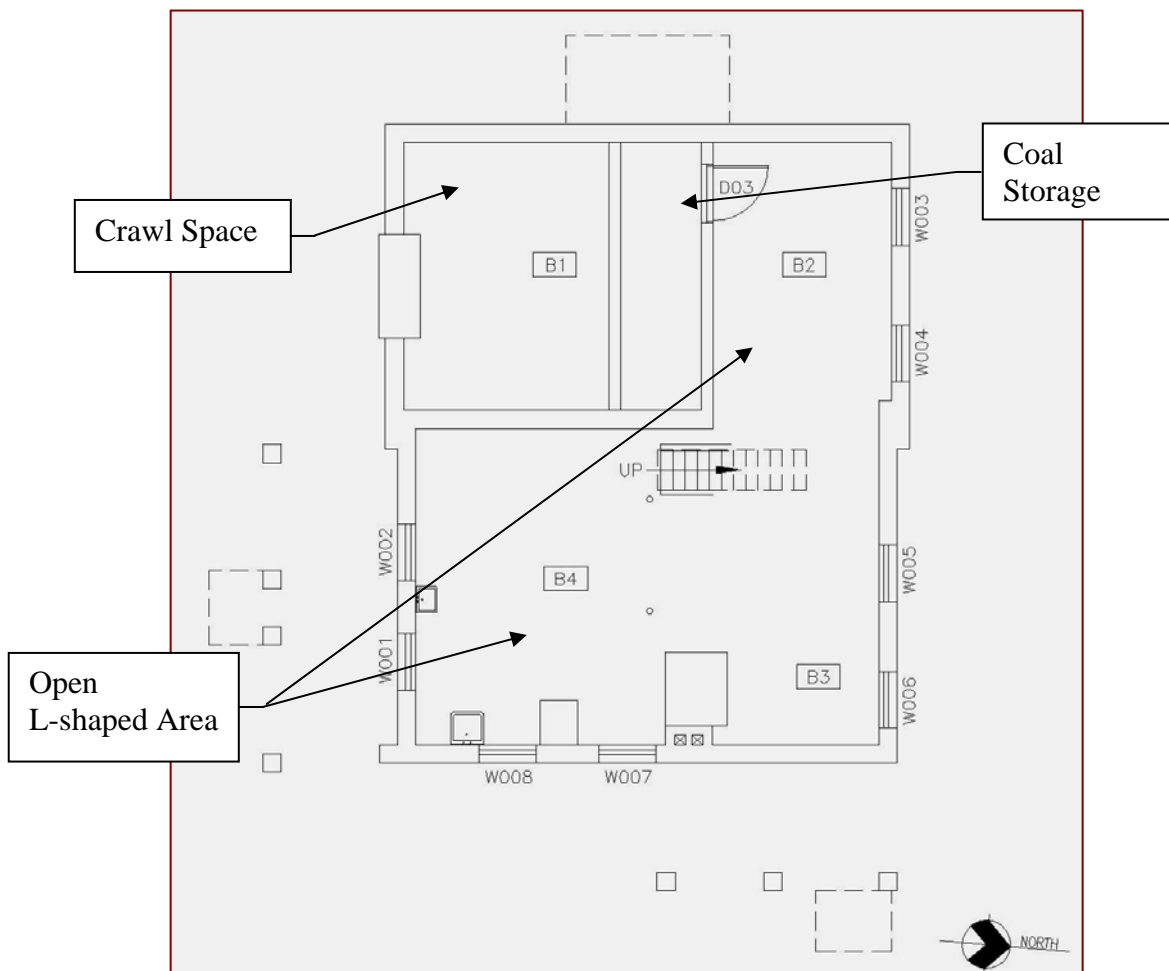


Image 3.79: Conceptual Original Basement Layout

To accommodate residential use, the dwelling had kitchen appliances and casework in Room 102.

The two existing toilet rooms (Rooms 105 and 206) were not included in the original floor-plan layout, only the bathroom (Room 205).

At some point in time, an access was framed out in the floor joists of Room 103. The purpose of the access is unknown.

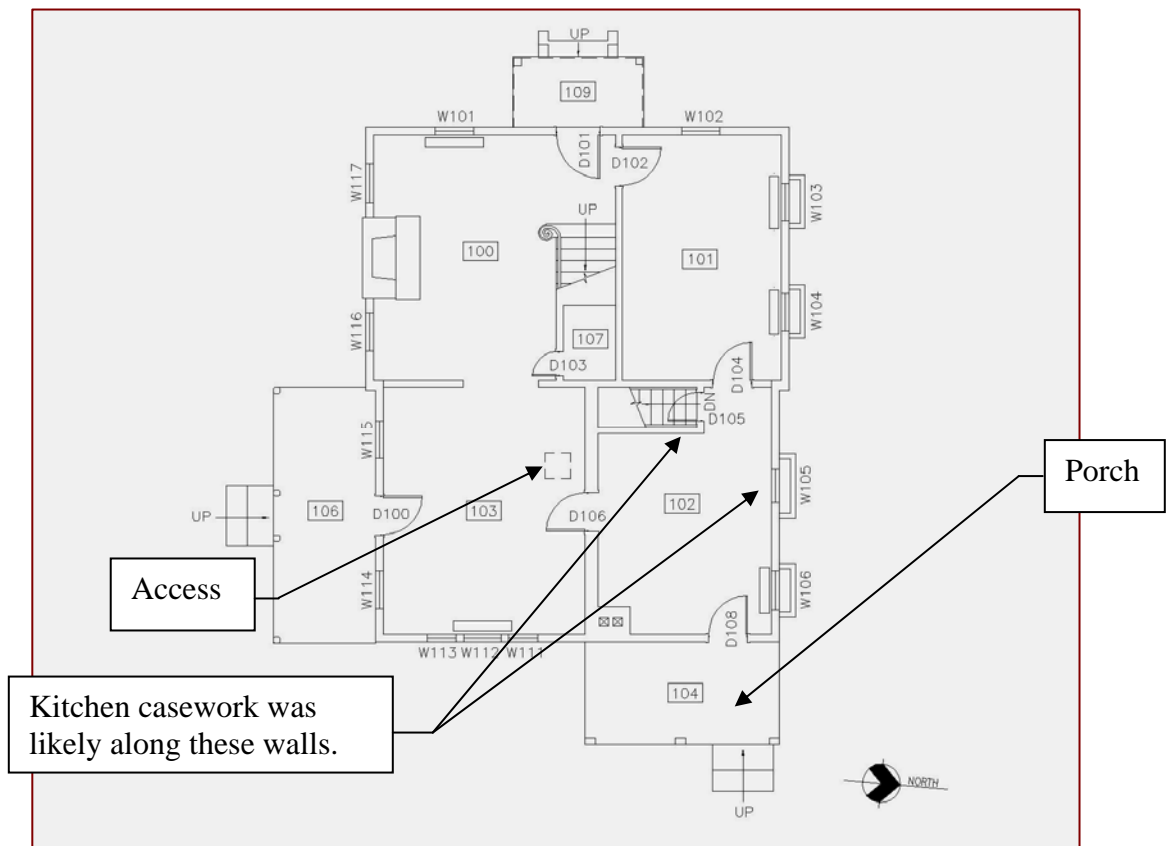


Image 3.80: Conceptual Original First-Floor Layout

The second-floor layout included four bedrooms, the hall, and a bathroom. Bedroom 201 may not have originally had a closet.

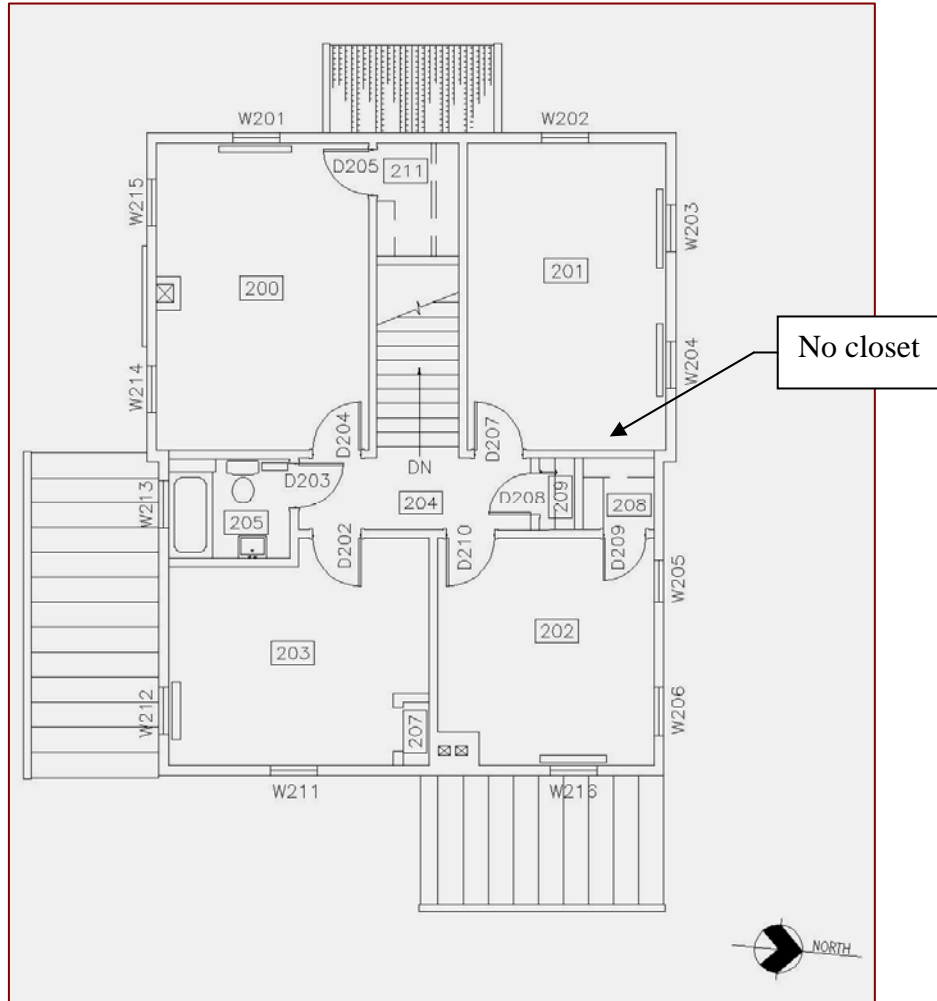


Image 3.81: Conceptual Original Second-Floor Layout

The western (rear) and southern porches, both part of the original house construction, were similarly constructed with standing-seam metal roofs, 2 ¼" T&G wood flooring, and chamfered columns. Likely, neither was originally enclosed.

Phase II: Improvements

Improvements were made to the dwelling as needs changed. They were probably made over time, rather than during one particular period or phase.

When the exterior brick stairway to the basement was constructed, it likely replaced a porch foundation pier. The stairway was designed to support the porch/ vestibule-toilet room.

Changes were also made to the layout of the basement. The single L-shaped space in the basement was divided into two spaces by building a brick-masonry separating wall with a door. In addition, a brick wing wall was constructed to provide an area for the fuel storage tank separate from the boiler area.

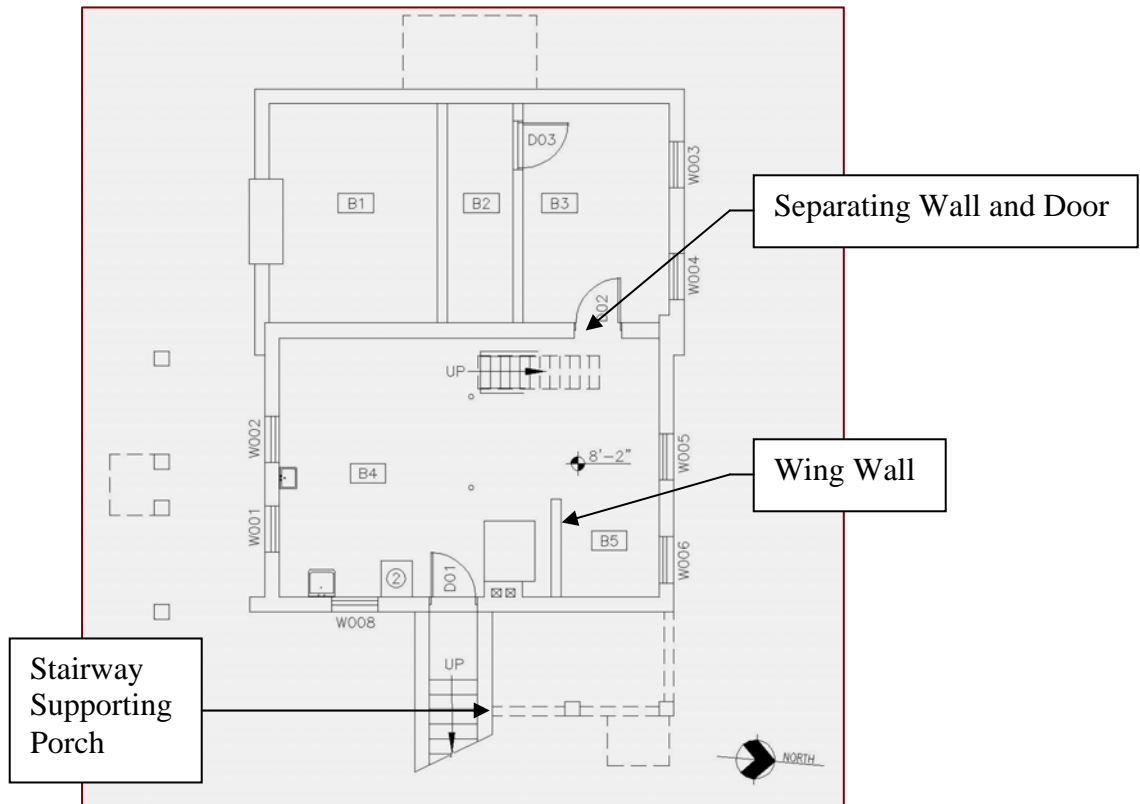


Image 3.82: Basement Improvements

Sometime prior to 1979, the western (rear) porch was enclosed to create a vestibule (Room 104) and a toilet room (Room 105) off of the kitchen. A raised floor was constructed in the toilet room to align the floor elevation with the floor elevation of Room 102. It also leveled the floor, which was sloped when the space was used as a porch.

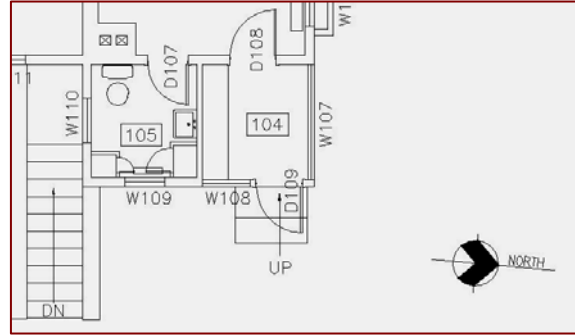


Image 3.83: Enclosed Vestibule (104) and Toilet Room (105)

Likely after initial construction, the southern porch was enclosed with screen walls.

A pressure-treated wood deck was constructed adjacent to the screened porch. The deck is above the extant brick stairs that led up to the porch. Brick walkways and brick-lined landscape beds are also beneath the deck.

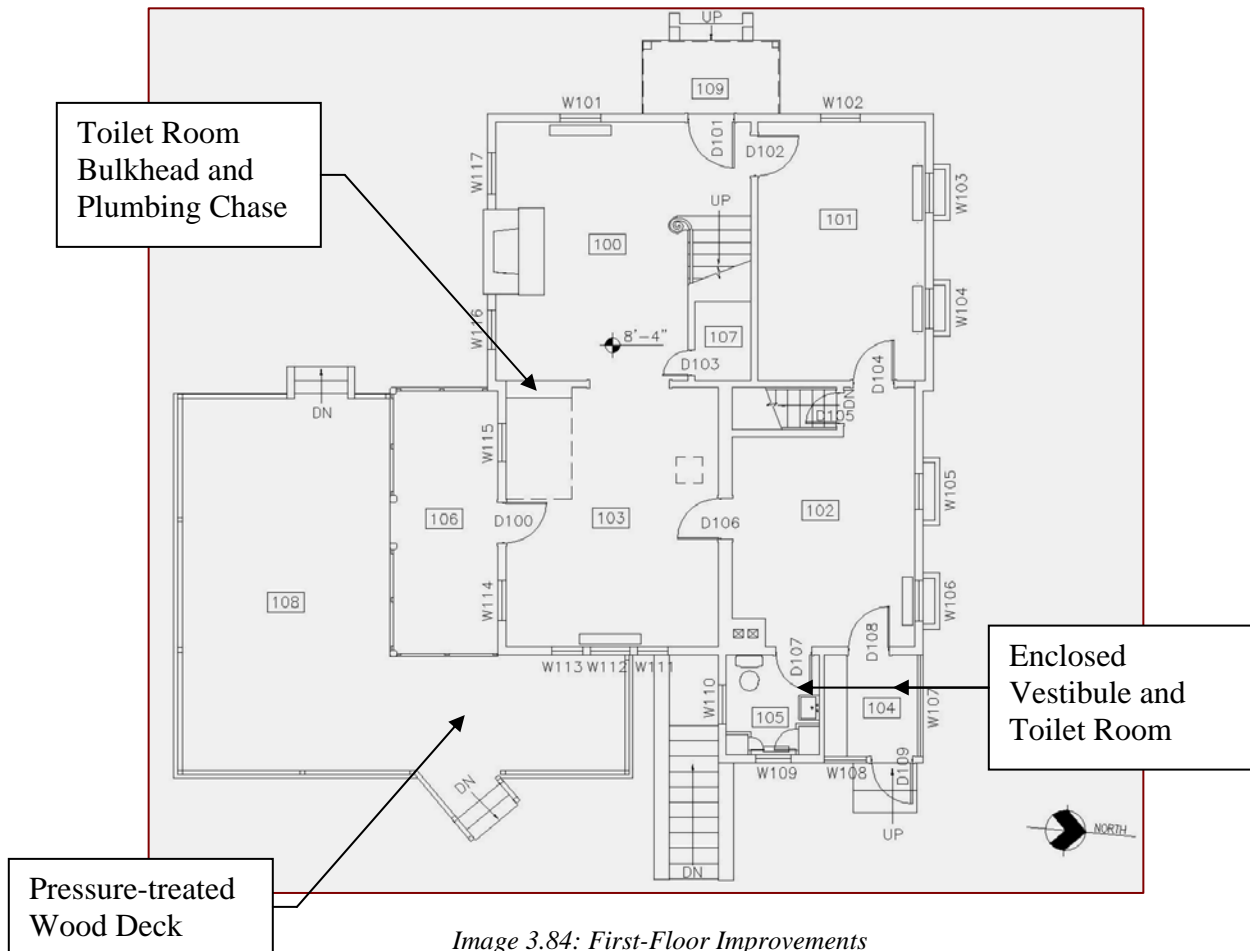


Image 3.84: First-Floor Improvements

The closet in Bedroom 201 (noted on the existing condition plans as Room 210) was a later improvement.

Phase III: Change of Use from Residential to Business, c. 1980s

The most notable modifications occurred when the building went through a change of occupancy from residential to business use (office).

- Florescent strip light fixtures were installed in most rooms.
- The plaster ceilings may have been replaced with GWB ceilings at this time.
- Original double-hung wood windows were replaced with insulated single-hung aluminum type windows, possibly at this time.
- Kitchen casework and appliances were removed, and carpet squares were installed over the existing vinyl floor.
- At the second floor, two bedrooms were combined into a single large room by removing a wall partition. One of the bedroom doors (to Room 202) was closed off.
- The closet in Room 203 was rotated.
- A new toilet room was constructed in Room 203.

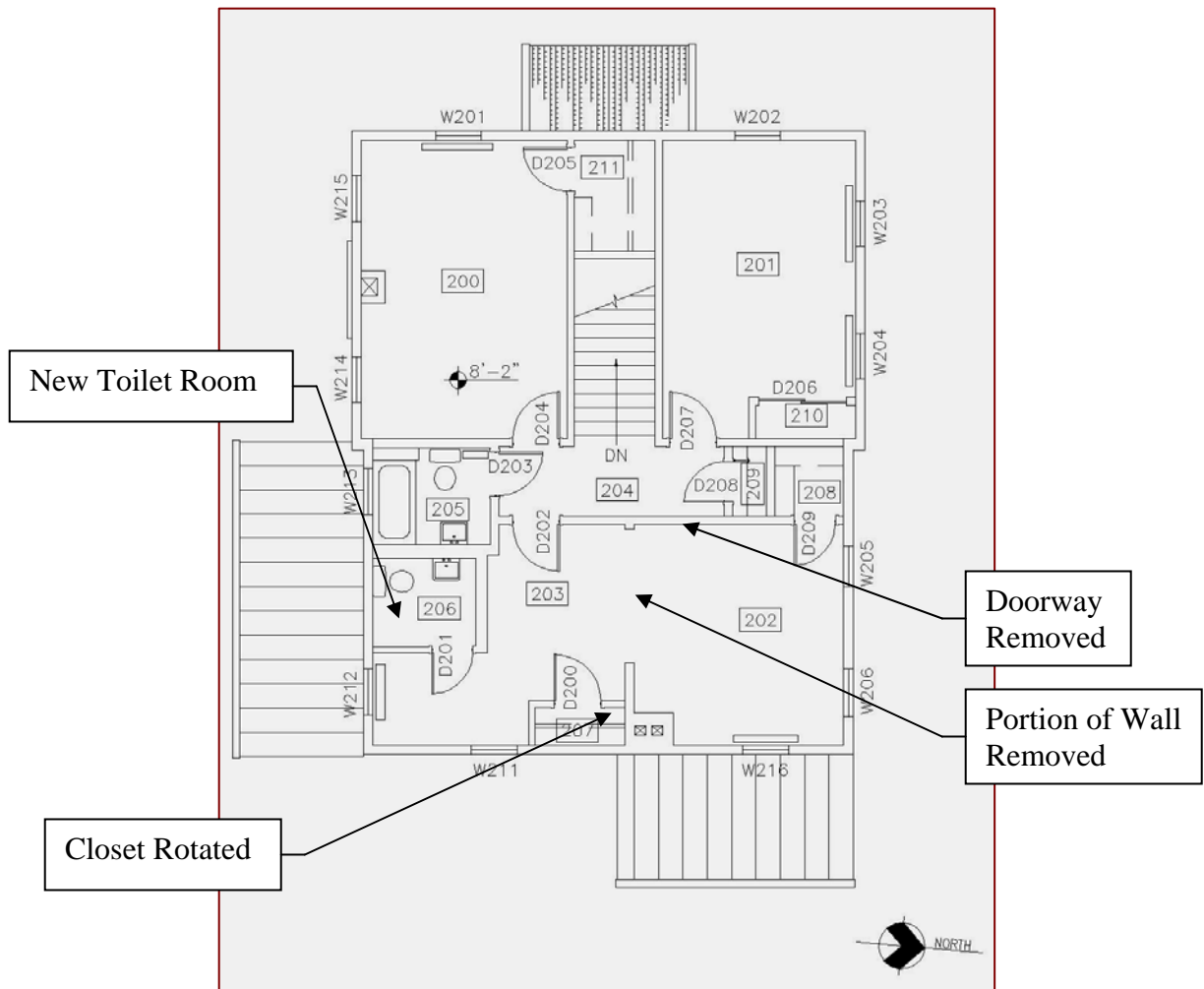


Image 3.85: Second-Floor Layout

KEY INDICATORS OF PHYSICAL EVIDENCE

During the architectural investigation, evidence was revealed that indicated various alterations made to the structure. Each of the key physical evidence indicators is numbered and, when appropriate, the location keyed to the plans provided in Appendix F.

Phase I: Initial Construction, c. 1937

Evidence suggests that the house was constructed c. 1937.

1. In August 1936, a budget was presented for the workhouse and reformatory that requested not only 131 new employees, but funds for two officers' residences.¹
2. The attic insulation was patented September 22, 1936. While it is possible that the insulation was added later, appearances suggest it was installed at the time of original construction.
3. The house was constructed after it was purchased by the United States Government. The Stempson house plan differs from the L-plan house depicted on the 1909 survey.

Room 102 was originally a kitchen with appliances and casework.

4. New baseboard was installed to infill the locations along the wall where appliances and casework were removed.
5. Electrical outlets are located on the northern kitchen wall above counter height.



Image 3.86: Arrows Locate Transition Between Old and New Baseboard and Counter-Height Outlet

6. A kitchen-style vinyl floor was observed below the existing carpet squares.

Image 3.87: Kitchen-style Vinyl Flooring



7. A vent pipe extends up the exterior side of the northern kitchen wall, likely to vent a kitchen sink.
8. Abandoned hot and cold water pipes in the basement provided water to the kitchen.



Image 3.88: Hot and Cold Water Pipes

9. A kitchen stove may have been located adjacent to the brick chimney that projects into the room.



Image 3.89: Brick Chimney

The second-floor bathroom (Room 205) was part of the original floor-plan layout.

10. The baseboard on the wall outside the bathroom appears to be original.



Image 3.90: Baseboard at Bathroom

The western (rear) and southern porches were similarly constructed with standing seam metal roofs, 2 ¼" T&G wood flooring, beaded T&G wood ceilings, and chamfered columns.

11. The 2 ¼" T&G wood flooring was observed beneath the existing finishes.



Image 3.91: Screened Porch Flooring



Image 3.92: Rear Porch Flooring

12. Both porches were constructed with chamfered columns. The connection of the column to the beam is also similar.



Image 3.93: Screened Porch Column Detail



Image 3.94: Rear Porch Column Detail

The porches were part of the original house construction.

13. There are no columns against the building exterior wall to support the porch roof end beams. These beams are supported on the building exterior wall framing.
14. The basement masonry wall projects beyond the building exterior wall at the southeast corner for a distance of about one foot, likely to provide support for the porch end beam of the south porch.

- 15. The wood deck at the south porch starts below the exterior wall siding.
- 16. There is no exterior step at door (D100) beneath the south porch.

The exterior basement door and brick stairway were not part of the original construction.

- 17. The basement exterior door and frame are different from the other original door assemblies. The door was likely salvaged from elsewhere, as evidenced by the steeple-tipped door hinges located on the right side of the door. It would have been more logical to hinge the door on the left so that the door opened against the brick chimney.
- 18. The door lintel was poorly cut into the existing masonry.



Image 3.96: Exterior Basement Door



Image 3.95: Lintel Above Exterior Basement Door

- 19. Several brick courses were infilled above the door, possibly where a window was removed. The courses do not align in the same bonding pattern as the remainder of the house, and the mortar joint work was not well executed.

- 20. Some of the bricks on the jamb-side of the door were broken in order to install the doorway.



Image 3.97: Brick Infill Above Door (D01)



Image 3.98: Broken Brick at Door Penetration (D01)

Phase II: Improvements

Sometime prior to 1979, the western (rear) porch was enclosed to create a vestibule (Room 104) and a toilet room (Room 105) off the kitchen.

- 21. Toilet room floor tiles that were in the closet measured 9x9 and may have contained asbestos. Asbestos containing 9x9 floor tiles were discontinued in 1978.



Image 3.99: Evidence of 9x9 Floor Tiles in Toilet Room Closet

- 22. The western porch occupied the same footprint as the existing vestibule and toilet room. At construction, porch floors are sloped for stormwater drainage, whereas interior room floors are not sloped. It was observed from the area of the exterior basement stairway that the floor of the porch was originally sloped. The floor of the toilet room may have been shimmed on the interior to become level when the porch floor was converted into an interior space.



Image 3.100: Sloped Porch Floor

The exterior brick stairway to the basement was designed to support the porch/ vestibule-toilet room.

- 23. The northern stairway retaining wall is capped with a course of rowlock brick until it reaches the point where the wall supports the toilet room.



Image 3.101: Northern Stairway Retaining Wall with Rowlock Brick Course

Likely sometime after initial construction, the southern porch was enclosed with screen walls.

24. The screen walls butt the exterior siding, rather than the exterior siding being installed on either side of the screen frame, as would be expected if the screen walls were intended at the time of the original construction of the house.
25. Door D100 had a screen door, which you would not expect if the porch was originally screened.



*Image 3.102: Screen Wall Framing
Butts Siding*



Image 3.103: Screen Door Hardware

The single L-shaped space in the basement was divided into two spaces by building a brick-masonry separating wall with a door. A brick wing wall was constructed to provide an area for the fuel storage tank separate from the boiler area.

26. A joint where the new wall butts the existing wall was observed.
27. The size of the brick in the wing wall (8" x 2 1/8" x 3 3/4") differs from the size of the brick used to construct the basement exterior walls (8" x 2 1/2" x 3 1/2"). This suggests that the wall was constructed as a later improvement.
28. The brick coursing of the masonry separating wall and the masonry wing wall does not line up with masonry basement wall coursing.



Image 3.104: Wall Joint

The closet in Bedroom 102 (noted on the existing condition plans as Room 210) was a later improvement.

29. The walls of the closet sound as if they were constructed of gypsum wallboards.
30. Wood baseboards at the closet are different from the rest of the room. The original baseboards are made of two separate pieces, as evidenced by the space between the baseboard and base molding. The closet baseboard and base molding are one piece.
31. The baseboard on the closet wall stops short of the room baseboard by 3/4", whereas, the room baseboard either ends at the closet wall or extend behind the wall. If the baseboards of the closet were original, the intersections would have mitered joints similar to the joints at the other baseboard intersections in the room.

Phase III: Change of Use from Residential to Business, c. 1980s

The plaster ceilings may have been replaced with GWB ceilings at this time.

32. Joint tape is evident.



Image 3.105: GWB Ceiling

Original double-hung wood window sashes were replaced with insulated single-hung aluminum-type windows.

33. The original window frames were retained. The wood trim piece that secures the lower sash into the frame remains in place.

At the second floor, two bedrooms were combined into a single large room by removing a wall partition.



Image 3.106: Frame at Lower Sash

34. The flooring was infilled after the wall was removed.



Image 3.107: Flooring Infill at Previous Wall Location

One of the bedroom doors (to Room 202) was closed off.

35. Patching the plaster wall and wall base on both sides of the wall between the hall and bedroom 202 is evident.



Image 3.108: Arrow Locates Start of Baseboard Infill in Hall

The closet in Room 203 was rotated.

36. The flooring was infilled after the original closet walls were removed.



Image 3.109: Evidence of Original Closet Location

A new toilet room (Room 206) was constructed in Room 203.

37. The toilet room walls (Room 206) and the bulkhead and plumbing chase located in Room 103 were constructed of GWB. The bulkhead and plumbing chase enclose the plumbing pipes for the second-floor toilet room.



Image 3.110: Bulkhead and Plumbing Chase

38. The toilet and lavatory are modern fixtures, and the VCT flooring and vinyl cove base are modern finishes.



Image 3.111: Toilet Room 206

¹ “Welfare Unit Asks 40 Pct. Budget Boost”, *Post*, August 20, 1936, p. X1.

CHAPTER 4. TREATMENT PLAN

Overall, the proposed treatment plan is to preserve the building through repairs. Deficiencies and the necessary repairs are listed below.

ARCHITECTURE ASSESSMENT AND TREATMENT PLAN

Architectural Deficiencies

Generally the architectural and structural condition of the building is fair to good, though there are areas in need of repair and refinishing. Should the house be converted back to a dwelling unit, a kitchen would need to be installed.

Foundation

1. The foundation throughout the building is in good condition and the basement walls do not show any settlement or buckling.
2. There are indications of dampness in the basement that may have been exasperated due to the building being unoccupied and not conditioned.
3. Water seeps through basement window W001.

Exterior

1. The exterior siding and masonry walls are generally in fair to good condition.
2. The metal roofing is in need of repair and a new paint if it is not intended to be replaced soon.
3. The portico slate roofing is in a fair condition and in need of some repairs.
4. One brick is missing and several bricks are chipped on the brick masonry stoop at the front portico.
5. The screens around the screened porch are in a deteriorated condition. There is a hole in the porch screen on the east side.
6. The wood deck of the screen porch, beneath the green carpet, is loose and deteriorated in some areas.
7. The screen in the storm door at the basement exterior door is broken.
8. Most of the wood lattice at the perimeter of the deck is broken.
9. Several courses of brick, perhaps with corbelling, have fallen from the eastern chimney that need to be reconstructed.

Framing

1. A hole in the exterior wall wood siding near the front entrance reveals termite/insect damage to the wood framing.
2. The remainder of the visible framing throughout the building appears to be in good condition.

Windows and Doors **See Building Evaluation dated 9/2/2015 for updated condition**

- ~~1. Existing retrofit metal windows are in good condition.~~
- ~~2. The wood doors are generally in fair to good condition; however, some do not operate properly.~~
 - ~~a. Door D100 does not close properly within the frame.~~
 - ~~b. Door D101 does not close properly within the frame, and the lockset is falling apart. Parts of the door edge, as well as the frame at the strike plate, are broken off. The lockset and strike are loose in place.~~
 - ~~c. Door D102 does not latch because the strike plate hole is set too far into the jamb for the latch throw to reach.~~
 - ~~d. Door D103 is tight to close, and won't latch.~~
 - ~~e. Doors D104 and D105 are missing the lockset, only the knobs and plates remain in place.~~
- ~~3. Some glass is broken or missing in basement windows W001, W005, and W008.~~

Interior Spaces

See Building Evaluation dated 9/2/2015 for updated condition

- ~~1. Most of the interior walls and ceiling surfaces have been repaired and repainted. There are some areas that have holes and dent that need to be patched and repainted.~~
2. In order to change the occupancy of the building back to a single family dwelling unit, if desired, a functioning kitchen would be required.
3. The VCT floor tiles in the Vestibule/Pantry (Room 104) are warped.
4. Quarter-round is missing in some locations along the wall in the toilet room (Room 105).
5. Portions of the floor mosaic tiles in first-floor toilet room (Room 105) have come loose due to buckling of the wood panel sub-floor. The buckling was caused by water penetration.
6. Cleaning up the basement and repainting brick masonry walls.
7. The carpet in the second floor room 202/203 is wavy and not leveled properly.
8. Insulation above the second floor ceiling in the attic space is in a deteriorated condition.
9. The northern lunette in the attic is blocked by a plywood panel on the interior side leaving only one lunette (on eastern side) open. This causes insufficient ventilation.

Recommended Architectural Treatments

Foundation

1. Monitor basement dampness following re-occupation of the building.
2. Investigate grade slope at window W001 for possible slope towards the building.

Exterior

1. Repair and repaint all metal roofing and repair slate roofing at portico.
2. All screens at the screened porch to be replaced.

3. Remove existing green carpet, and repair screened porch wood deck.
4. Replace screen in basement storm door.
5. Wood floor deck at screened porch to be repaired, cleaned and repainted.
6. Reconstruct top courses of eastern chimney, including corbelling.
7. Repair damaged areas of front entry masonry stoop.
8. Replace all wood lattice at perimeter of wood deck.

Framing

1. Patch hole in the exterior wall wood siding near the front entrance. Inspect wood framing for termites.

Windows and Doors

1. Repair all doors that do not function properly. Doors that no longer fit within the door frames may be planed and readjusted.

Interior Spaces

1. Repair the cracks and holes in the walls of rooms 102 and 103 and finish.
2. If the building will be converted to residential use, install new kitchen equipment and fixtures. Replace existing carpet with sheet vinyl or vinyl tiles.
3. Replace all batt insulation above the second ceiling in the attic with new insulation.
4. Remove plywood panel from northern lunette in attic wall, and install new insect screens at both lunette locations.
5. Install new quarter-round in missing locations along the wall in the toilet room (Room 105).
6. Remove and replace existing floor tile and floor deck in Toilet Room 105. There is the remnant of old floor tile adhesive left on the floor deck in the closet of the Toilet Room 105 that may contain asbestos.
7. Replace VCT floor tile in Vestibule/Pantry at the first floor.
8. Reinstall the carpet in the second floor room 202/203 properly.

MECHANICAL ASSESSMENT AND TREATMENT PLAN

The house was heated by an oil-fired hydronic boiler located in the basement (Capacity is 131,300 BTU/hr). The age and condition of the boiler is unknown and there is surface rust on the casing. The boiler flue is connected to the masonry chimney. Both the Stempson House and the Barrett House, another house used by prison officials, have the same exact boiler.

Heating water was pumped through uninsulated black steel piping throughout the house to floor mounted radiators. The piping in the basement is thoroughly rusted. An expansion tank is installed at the ceiling of the basement. A single 275 gallon fuel tank is located in the basement adjacent to the boiler and is connected to the boiler. The fuel fill pipe and vent pipe are extended through the exterior wall. There are six radiators on the first floor and six radiators on the second floor, all of which are window radiators.

There are steel security frames around four of the windows on the first floor to house window air conditioners.

The toilet room on the first floor does not have an exhaust fan. Both the bathroom and the toilet rooms on the second floor have combination exhaust fan/light fixtures. There is a transfer fan located in the wall between room 103 and closet 107.

Recommended Mechanical Treatments

SWSG does not necessarily recommend reusing the existing boiler and piping system due to the unknown age and condition of the boiler and the rusting of the piping in the basement. However, the following should be performed if the existing heating system is to be reused:

- Obtain a boiler inspection by a qualified boiler mechanic
- Inspect and pressure test the entire hydronic piping system
- Clean the surface rust off the basement piping (first and second floor piping has been freshly painted)
- Replace any severely damaged piping or inoperable valves
- Prime and paint piping

It is recommended to replace the boiler, pump, and hydronic piping system and to reuse the existing radiators. The existing radiators should be pressure tested. There are several fuel options for the new boiler:

1. Oil-fired to match the existing boiler. It is recommended to replace the fuel tank with this option. This option will be reflected in the cost estimate.
2. Propane-fired: A propane (LP) tank would be required outside the house.
3. Natural gas-fired: A natural gas service would be required to be brought to the house. Availability of natural gas in the area would need to be investigated with the gas company.

Provide window air conditioners as needed.

PLUMBING ASSESSMENT AND TREATMENT PLAN

The basement has a laundry sink, wall mounted lavatory, a floor drain, and a water closet flange in the floor where a toilet was once installed. An electric water heater (size and capacity unknown) is also installed in the basement.

The first floor has a single toilet room with an elongated water closet and a wall mounted lavatory. The second floor has a bathroom with bathtub, elongated water closet, and wall mounted lavatory. The second floor also has another toilet room with an elongated water closet and wall mounted lavatory.

The plumbing fixtures in the basement are in fair shape and the remaining fixtures are in good shape.

The domestic water service entrance was not found. The domestic water distribution piping is copper. The waste and vent piping is cast iron, steel, and PVC.

Recommended Plumbing Treatments

It appears that the plumbing systems can be reused without much effort. It is recommended to do the following:

- Cap and seal any open piping
- Replace the electric water heater
- Pressure test the domestic water piping
- Clean and disinfect domestic water piping

ELECTRICAL AND SPECIAL SYSTEMS ASSESSMENT AND TREATMENT PLAN

The following description of the facility electrical and special systems is based on field observations performed on May 26, 2006 by SWSG Engineers.

All code references are based on 2005 National Electrical Code (NEC) and National Fire Protection Association (NFPA).

Electrical Service Entrance

The facility is served by overhead secondary distribution with secondary voltage of 120/240 volts, single phase, 3-wire from utility transformer to a wall mounted disconnect switch located outside the building, which is not metered by the utility company. The service entrance summary follows:

Type: Service Disconnect Switch – Challenger # RGD324SNC.

Voltage: 120/240 volt, NEMA 3R enclosure.

Over current Protection: 200A.

Service Disconnect is in good condition.

Service Panel – Clutter Hammer, type PRL-1A, cat.# 1C96649G02, 200A main lugs only, 120/240V, single phase, 3-wire, 42 pole located in the basement and is fed from service disconnect switch via 2-1/2 PVC conduit and is also in good condition.

A copper grounding electrode conductor was observed connected to exterior below grade ground rod in fair to good condition and a copper grounding electrode conductor was observed connected to cold water pipe in the basement also in fair to good condition.

The equipment appears to be in good condition. The service equipment is not property identified or labeled.

Recommendations:

- Check all grounding and bonding connections at main service equipment to ensure compliance with code.
- Check all bolted connections for proper torque pressure.
- Provide identification labels on all electrical equipment and service disconnect as required by code.
- Provide upgrade circuit directory card.

Receptacles and Branch Circuiting

Most of the receptacles observed in the spaces were rated 120 Volt, 20 Amp (NEMA 5-20R). The receptacles appear to be in fair to good condition. The receptacles located in the basement and are mounted approximately 36" AFF and close to the sink are not ground fault interrupter (GFCI) type and are in very poor working condition. The receptacles in the bathrooms are not GFCI type.

There is one receptacle located outside of the building and is weather proof, GFI with cover and appear to be in good condition.

Branch wiring methods throughout the facility consists of EMT, MC Cable, Romex, and BX not supported properly in attic. In general the wiring methods used are in good condition.

Branch wiring methods in the basement space appear to be in very bad conditions and consist in rusted EMT conduits and junction boxes, MC cable, exposed Romex, which may be subject to physical damage.

Junction boxes for branch circuits located in the attic space are without cover and the wires are exposed.

Recommendations:

- Ensure that all devices are grounded and provided with green ground wires in individual branch circuits per NEC Articles 250 and 210-7.
- Install GFCI receptacles and AFCI circuit breakers or at all applicable locations such as basement and bathrooms.
- Replace all circuit serving the basement space (rusted EMT conduits, rusted junction boxes and wires) with new circuits in EMT conduit to ensure protection of conductor
- Provide appropriate covers for the junction boxes located in the attic space.
- Identify branch circuits to upgrade circuit directory card on panelboard.
- Provide additional GFI weather proof receptacles in room 106 and outside in front of the Building and near the electrical service entrance.
- Replace all connections to mechanical equipment in the basement space including disconnect switches, wires and conduits.)

Interior lighting

Basement – Basement uses fluorescent industrial open reflector surface mounted, fluorescent with prismatic lens surface mounted, and incandescent porcelain base fixtures surface mounted, all in very poor condition. Light switches are in very bad condition.

The lighting level is poor at the main service electrical panel. There are no exit lights at doors to exterior in the basement.

Room 100 living room – Living room uses two fluorescents 4-lamps T-12 with prismatic lens in fair to good condition and one incandescent decorative type in bad condition all fixtures are surface mounted. Light switches appear to be in fair to good condition.

Exposed wire between light fixtures is protected by wire mold.

Room 101 – room 101 uses one fluorescent 4-lamp T-12 with prismatic lens and appear to be in fair to good condition. Light switch appear to be in fair to good condition.

Room 102 - room 102 uses one fluorescent 4-lamps T-12 with prismatic lens and appear to be in fair to good condition. Light switches appear to be in fair to good condition.

Room 103 –Room 103 uses two fluorescents 4-lamps T-12 with prismatic lens surface mounted and appear to be in fair to good condition. Light switches appear to be in fair to good condition.

Exposed wire between to light fixtures is protected by wire mold.

Room 104 vestibule - Room 104 uses one incandescent lamp enclosure in a metal and glass box and appears to be in fair to good condition. Light switch appear to be in fair to good condition.

Room 105 toilet - Room 105 uses one incandescent decorative type lamp and appears to be in good condition. Light switch appear to be in fair to good condition.

Room 106 sunroom - Room 106 uses one incandescent decorative type lamp and appears to be in fair to good condition. Light switch appear to be in fair to good condition.

Room 107 closet - Room 107 uses one incandescent porcelain base fixture and appears to be in good condition. Light switch appear to be in fair to good condition.

Room 200 – Room 200 uses one fluorescent 4-lamp T-12 with prismatic lens and appears to be in fair to good condition. Light switch appear to be in fair to good condition.

Room 201 – Room 201 uses one fluorescent 4-lamp T-8 with prismatic lens and appears to be in fair to good condition. Light switch appear to be in fair to good condition.

Room 202 – Room 202 uses one fluorescent 4-lamp T-12 with prismatic lens and appears to be in fair to good condition. Light switch appear to be in fair to good condition.

Room 203 – Room 203 uses one fluorescent 4-lamp and appears to be in fair to good condition. Light switch appear to be in fair to good condition.

Room 204 corridor – Room 204 uses one incandescent 3 bulbs with out cover in bad condition. Light switch appear to be in fair to good condition.

Room 205 bathroom – Room 204 uses a combination exhaust fan/light fixture and appear to be in fair to good condition and uses a combination light switch and receptacle.

Room 206 bathroom – Room 206 uses a combination exhaust fan/light fixture and appears to be in fair condition. Light switch appear to be in fair to good condition.

Room 207 – Room 207 uses one incandescent porcelain base fixture with pull chain switch and appear to be in fair to good condition.

Room 208 – There is not light fixture for this room. A ceiling mounted junction box was observed in the room.

Room 209 – Room 204 uses one incandescent porcelain base fixture and appears to be in fair to good condition. Light switch appear to be in fair to good condition.

Room 210 bathroom – There is not light fixtures and light switch in this room.

Recommendation:

To convert the existing House into a Rentable Unit, it is recommended to upgrade the levels of illumination in accordance with Illuminating Engineering Society of North America (IES). We recommend:

- Remove lighting fixtures in basement space and provide more appropriate type fixtures such as 4 industrial fluorescent 2-lamp strip fixture surface mounted and shall be located to obtain the maximum light distribution possible.
- Remove light switches in basement space and provide new switches wall mounted as required by code.
- Provide EMT conduit for lighting circuits in basement space to protect wire for physical damage and connect in separate circuit.
- Replace incandescent decorative light fixture in room 100.
- Provide one fluorescent fixture surface mounted to match existing and relocate existing ones for rooms; 101, 102, 200, 201, 202 to obtain maximum light distribution.
Connect new fixtures in separate circuit using wall mounted EMT conduit, or Romex with wire mold to protect the wires. Use separate switch for new light fixtures for energy saving.
- Clean and re-lamp all existing light fixtures on a regular basis as part of an on-Going maintenance program.
- Check ballast for signs of overheating and replace as necessary.

Exterior lighting

Exterior lighting consists in PAR-38 type wall mounted light fixtures and appears to be in fair to good condition.

Recommendation:

- Clean and re-lamp.

Emergency Lighting

There are no emergency lights and exit signs in the facility.

Recommendation:

We recommended to install LED type exit and emergency light fixtures in all essential areas and throughout all paths of egress within the facility, and connect to existing lighting circuits.

Fire Alarm and Security Systems

There are some smoke detectors (residential type) installed throughout the facility. There are no ADA compliant audio/visual Fire Alarm devices anywhere in the facility.

There is a security panel located in closet 107 and some sensor motion devices installed throughout the facility. The security system is not connected and there are exposed cables inside of the closet 107.

Recommendation:

- Add a Fire Alarm System that is NFPA and ADA compliant. Consider off-site central station monitoring. All devices and connections shall be wall and ceiling surface mounted.
- Coordinate with contractor for appropriate installation of Security System. Protect exposed wires from physical damage.

Telephone Service and Data System, and Distribution

~~A multiple line, residential telephone service backboard is located in the basement room. A data rack enclosure was observed mounted in room 210 all are in bad condition. The existing telephone wall outlets appear to be in fair to bad condition. Telephone wires are exposed through the building.~~

~~**Recommendation:**~~

- ~~□ Install new telephone service~~
- ~~□ Provide new telephone wall outlets~~
- ~~□ Run telephone wires in conduit or wire mold to protect from physical damage~~

CHAPTER 5. RECOMMENDATIONS FOR FURTHER STUDY


Consider conducting oral history interviews of workers previously employed at the prison.

Continue investigations into termite infestation. Target study at the front porch where the sill plate is visible through a hole in the exterior wall.

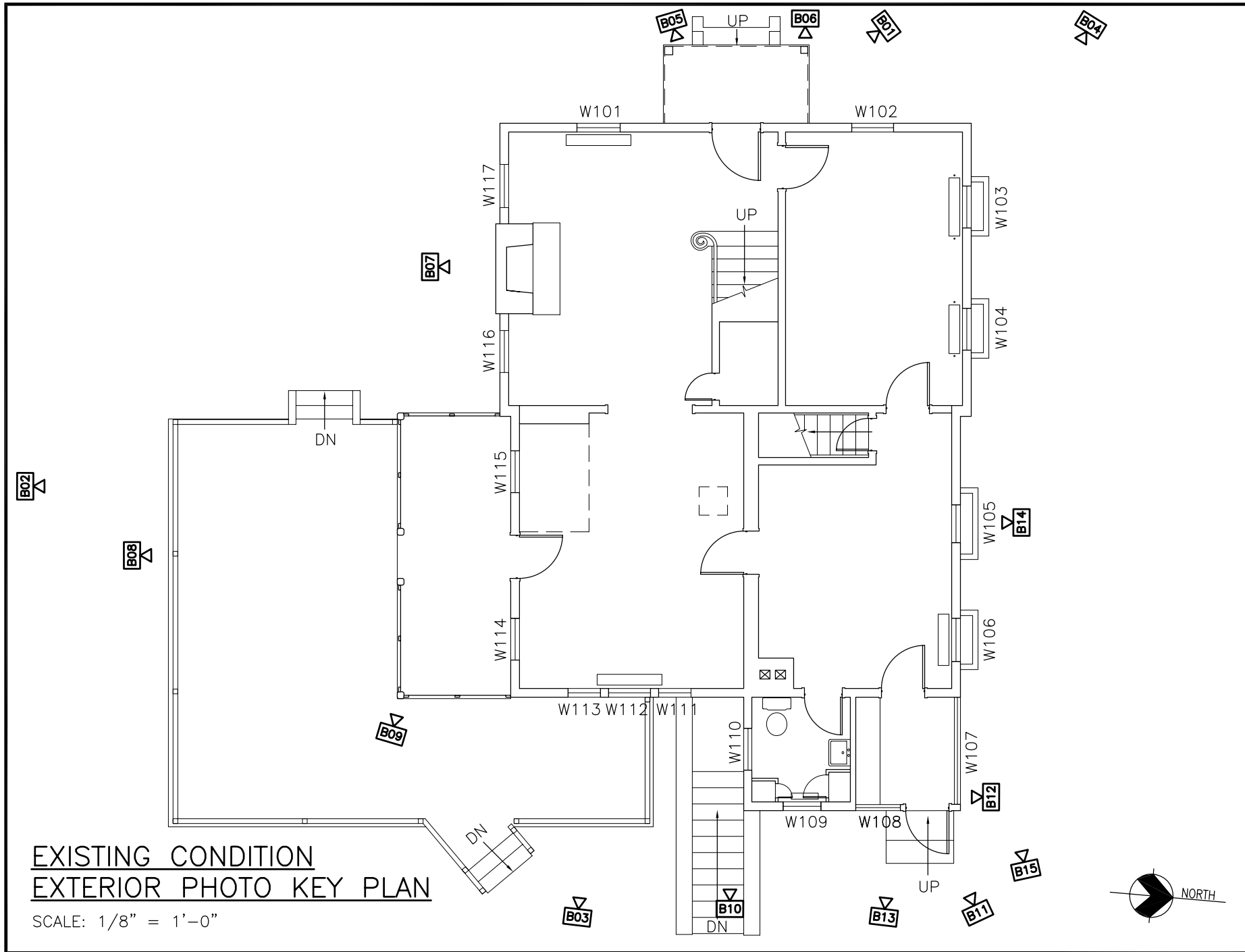
Investigate grade slope at window W001 for possible slope towards the building that may be causing water infiltration. Ensure screened-porch gutters function properly.



Historical Photo A1: USDA Aerial Photo of Stempson House, 1937
Courtesy of Fairfax County Park Authority



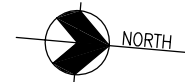
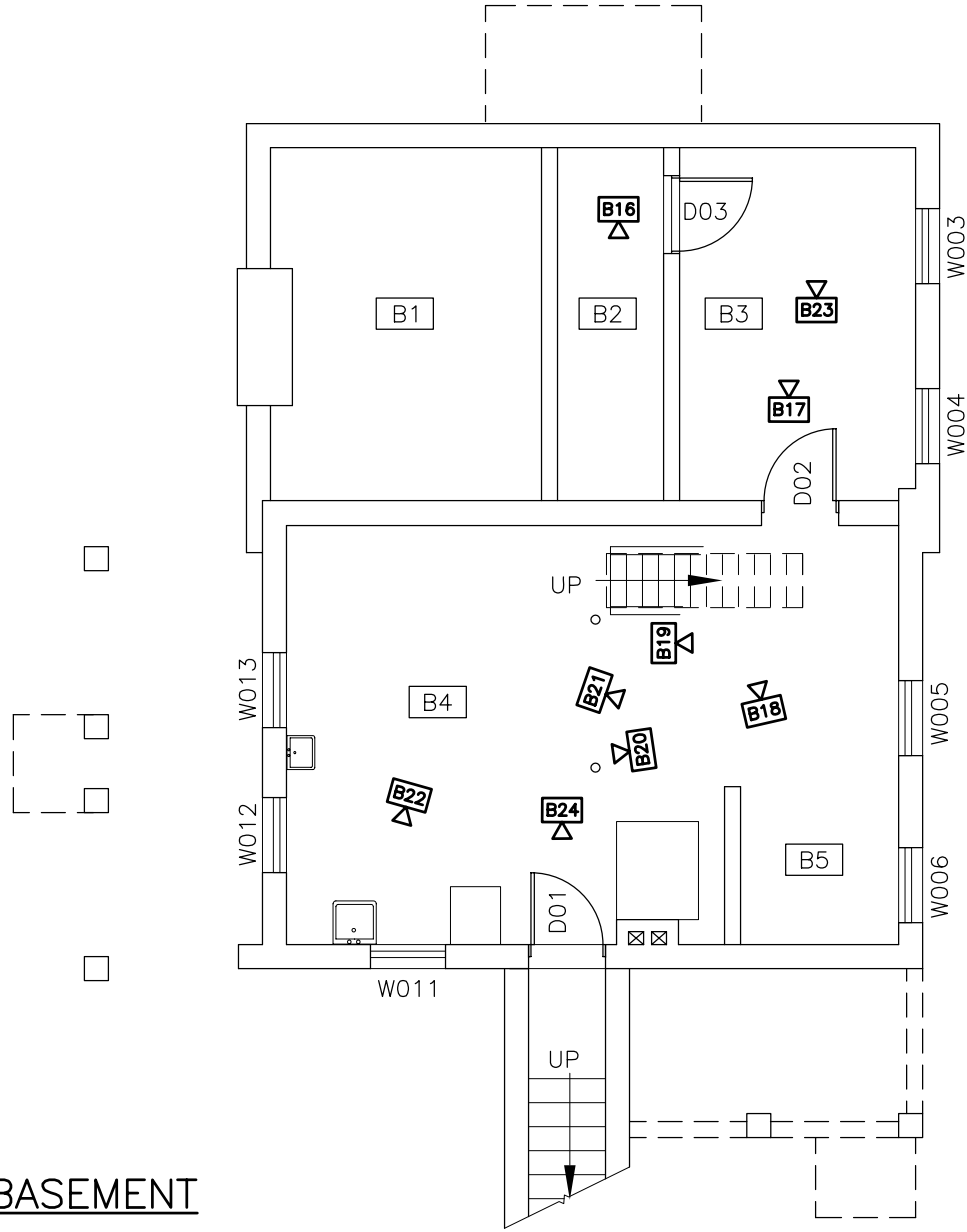
**Historical Photo A2: Enlarged USDA Aerial Photo of Stempson House, 1937
Courtesy of Fairfax County Park Authority**



<p>SWSG SHARPER WILSON SACHER & GIBBY 1821 Michael Parkway Drive Suite 302 Bristol, VA 24203 703-471-4883</p> <p>A. PROFESSIONAL CORPORATION Engineering - Architecture - Construction Management</p>	<p>FAIRFAX COUNTY PARK AUTHORITY 12055 Government Center Pkwy. Suite 927 Fairfax, Virginia 22035</p>	<p>STEMPSON HOUSE LORTON, VA FURNACE ROAD LORTON, VIRGINIA 22079</p>	<p>PROJECT # 06105</p>	<p>DATE 09/18/06</p>	<p>FIGURE B1</p>
--	---	--	----------------------------	--------------------------	-----------------------------

EXISTING CONDITION BASEMENT PHOTO KEY PLAN

SCALE: 1/8" = 1'-0"



SWSG
SHARPER
WILSON
SARGENT
& GUNY
1821 Michael Parkway Drive
Suite 302
Reston, VA 20190
703-471-4893
A PROFESSIONAL CORPORATION
Engineering - Architecture - Construction Management

**FAIRFAX COUNTY
PARK AUTHORITY**
12055 Government Center Pkwy.
Suite 927
Fairfax, Virginia 22035

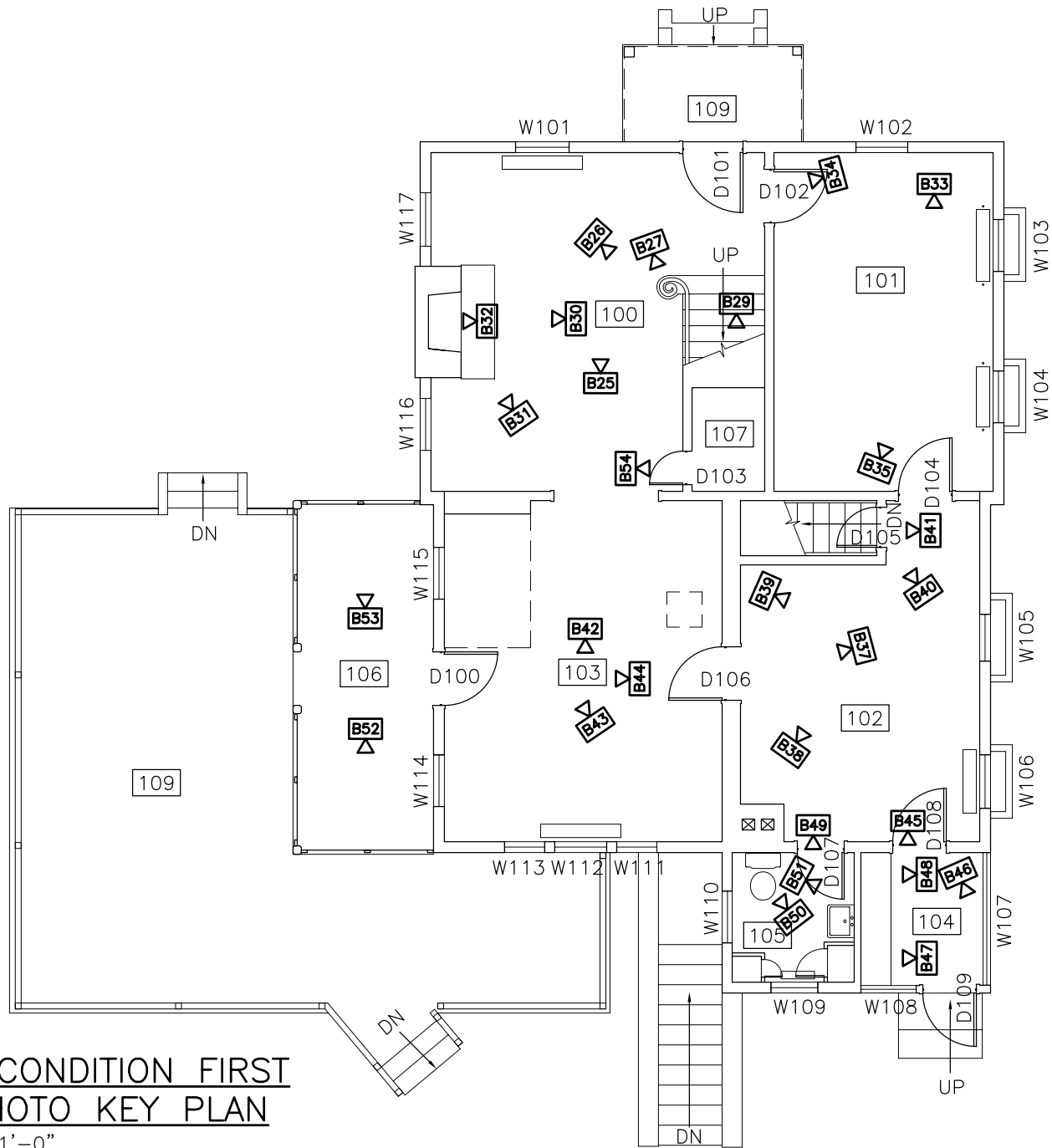
STEMPSON HOUSE
LORTON, VA
FURNACE ROAD
LORTON, VIRGINIA 22079

PROJECT #
06105

DATE
09/18/06

FIGURE

B2



EXISTING CONDITION FIRST FLOOR PHOTO KEY PLAN

SCALE: 1/8" = 1'-0"



SWSG
 SHARPER
 WILSON
 SAUNDERS
 & COMPANY
 1821 Michael Parkway Drive
 Suite 302
 Norfolk, VA 23502
 Phone: 757-471-4863
A. PROFESSIONAL CORPORATION
 Engineering - Architecture - Construction Management

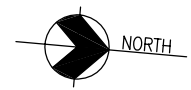
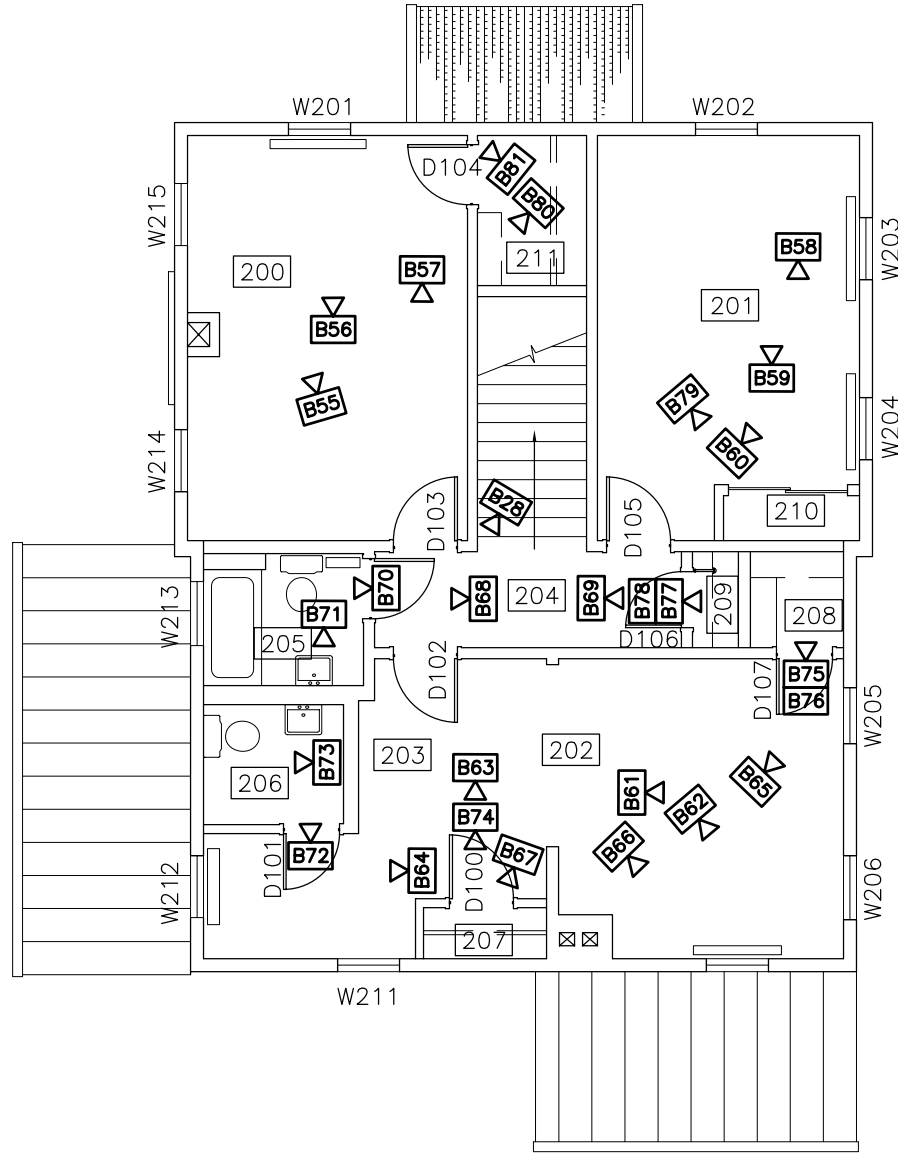
FAIRFAX COUNTY PARK AUTHORITY
 12055 Government Center Pkwy.
 Suite 927
 Fairfax, Virginia 22035

STEMPSON HOUSE
 LORTON, VA
 FURNACE ROAD
 LORTON, VIRGINIA 22079

PROJECT #
06105

DATE
09/18/06

FIGURE
B3



EXISTING CONDITION SECOND FLOOR PHOTO KEY PLAN

SCALE: 1/8" = 1'-0"

SWSG
 SHARPER
 WILSON
 SAUNDERS
 & COMPANY
 1821 Michael Parkway Drive
 Suite 302
 Bethesda, MD 20814
 Phone: 301-461-8893
 Fax: 301-461-8893
A. PROFESSIONAL CORPORATION
 Engineering - Architecture - Construction Management

Fairfax County Park Authority
 12055 Government Center Pkwy.
 Suite 927
 Fairfax, Virginia 22035

STEMPSON HOUSE
 LORTON, VA
 FURNACE ROAD
 LORTON, VIRGINIA 22079

PROJECT #
06105

DATE
09/18/06

FIGURE

B4



**Existing Condition Photo B1: Stempson House Exterior
West Elevation**



**Existing Condition Photo B2: Stempson House Exterior
South Elevation**



**Existing Condition Photo B3: Stempson House Exterior
East Elevation**



**Existing Condition Photo B4: Stempson House Exterior
Northwest Elevation**



**Existing Condition Photo B5: Stempson House Exterior
West Porch Tympanium**



**Existing Condition Photo B06: Stempson House Exterior
West Porch Column Detail**



**Existing Condition Photo B7: Stempson House Exterior
Partially Exposed Brick Fireplace**



**Existing Condition Photo B8: Stempson House Exterior
Screened Porch**



**Existing Condition Photo B09: Stempson House Exterior
Chamfered Screened-Porch Column**



**Existing Condition Photo B10: Stempson House Exterior
Basement Exterior Stair**



**Existing Condition Photo B11: Stempson House Exterior
Enclosed East Porch**



**Existing Condition Photo B12: Stempson House Exterior
Enclosed East Porch Detail**



**Existing Condition Photo B13: Stempson House Exterior
East Porch Steps**



**Existing Condition Photo B14: Stempson House Exterior
Typical Basement Areaway**



**Existing Condition Photo B15: Stempson House Exterior
Window Guards**



**Existing Condition Photo B16: Stempson House Basement
Basement Space B2**



**Existing Condition Photo B17: Stempson House Basement
Basement Room B3**



**Existing Condition Photo B18: Stempson House Basement
Basement Stairs**



**Existing Condition Photo B19: Stempson House Basement
Basement Room B4**



**Existing Condition Photo B20: Stempson House Basement
Basement Room B4**



**Existing Condition Photo B21: Stempson House Basement
Basement Room B4**



**Existing Condition Photo B22: Stempson House Basement
Basement Laundry Tub**



**Existing Condition Photo B23: Stempson House Basement
Fuel Tank**



**Existing Condition Photo B24: Stempson House Basement
Exterior Door (D01)**




**Existing Condition Photo B25: Stempson House First Floor
Living Room (Room 100)**




**Existing Condition Photo B26: Stempson House First Floor
Stairway in Living Room (Room 100)**



**Existing Condition Photo B27: Stempson House First Floor
Stairway Newel Post**



**Existing Condition Photo B28: Stempson House Second Floor
Stairway Post at Top of Stairs**



**Existing Condition Photo B29: Stempson House First Floor
Stairway**



**Existing Condition Photo B30: Stempson House First Floor
Fireplace in Living Room (Room 100)**



**Existing Condition Photo B31: Stempson House First Floor
Fireplace Brick Construction (Room 100)**



**Existing Condition Photo B32: Stempson House First Floor
Firebox**



**Existing Condition Photo B33: Stempson House First Floor
Room 101**



**Existing Condition Photo B34: Stempson House First Floor
Room 101**



**Existing Condition Photo B35: Stempson House First Floor
Room 101**



**Existing Condition Photo B36: Stempson House First Floor
Kitchen (Room 102)**



**Existing Condition Photo B37: Stempson House First Floor
Kitchen (Room 102) Doorway Into Room 103**



**Existing Condition Photo B38: Stempson House First Floor
Kitchen (Room 102)**



**Existing Condition Photo B39: Stempson House First Floor
Kitchen (Room 102)**



**Existing Condition Photo B40: Stempson House Basement
Interior Door (D105)**



**Existing Condition Photo B41: Stempson House Basement
Basement Stairs From Room 102**



**Existing Condition Photo B42: Stempson House First Floor
Room 103**



**Existing Condition Photo B43: Stempson House First Floor
Plumbing Bulkhead in Room 103**



**Existing Condition Photo B44: Stempson House First Floor
Room 103**



Existing Condition Photo B45: Stempson House First Floor Vestibule (Room 104)



**Existing Condition Photo B46: Stempson House First Floor
Vestibule (Room 104)**



**Existing Condition Photo B47: Stempson House First Floor
Casework in Vestibule (Room 104)**



**Existing Condition Photo B48: Stempson House First Floor
Casework in Vestibule (Room 104)**



**Existing Condition Photo B49: Stempson House First Floor
Toilet Room (Room 105)**



**Existing Condition Photo B50: Stempson House First Floor
Toilet (Toilet Room 105)**



**Existing Condition Photo B51: Stempson House First Floor
Lavatory (Toilet Room 105)**



**Existing Condition Photo B52: Stempson House First Floor
Screened Porch (Room 106)**



**Existing Condition Photo B53: Stempson House First Floor
Screened Porch (Room 106)**



Existing Condition Photo B54: Stempson House First Floor Closet (Room 107)



**Existing Condition Photo B55: Stempson House Second Floor
Bedroom (Room 200)**



**Existing Condition Photo B56: Stempson House Second Floor
Bedroom (Room 200)**



**Existing Condition Photo B57: Stempson House Second Floor
Bedroom (Room 200)**



**Existing Condition Photo B58: Stempson House Second Floor
Bedroom (Room 201)**



**Existing Condition Photo B59: Stempson House Second Floor
Bedroom (Room 201)**



**Existing Condition Photo B60: Stempson House Second Floor
Bedroom (Room 201)**



**Existing Condition Photo B61: Stempson House Second Floor
Bedroom/Office (Room 202)**



**Existing Condition Photo B62: Stempson House Second Floor
Bedroom/Office (Room 202)**



**Existing Condition Photo B63: Stempson House Second Floor
Bedroom/Office (Room 203)**



**Existing Condition Photo B64: Stempson House Second Floor
Bedroom/Office (Room 203)**



**Existing Condition Photo B65: Stempson House Second Floor
Bedroom/Office (Room 203)**



**Existing Condition Photo B66: Stempson House Second Floor
Bedroom/Office (Room 203)**



**Existing Condition Photo B67: Stempson House Second Floor
Nonextant Closet Location (Room 203)**



**Existing Condition Photo B68: Stempson House Second Floor
Hall (Room 204)**



**Existing Condition Photo B69: Stempson House Second Floor
Hall (Room 204)**



**Existing Condition Photo B70: Stempson House Second Floor
Bathroom (Room 205)**



**Existing Condition Photo B71: Stempson House Second Floor
Lavatory in Bathroom (Room 205)**



**Existing Condition Photo B72: Stempson House Second Floor
Toilet Room (Room 206)**



**Existing Condition Photo B73: Stempson House Second Floor
Toilet Room (Room 206)**



**Existing Condition Photo B74: Stempson House Second Floor
Closet for Room 203 (Room 207)**



**Existing Condition Photo B75: Stempson House Second Floor
Closet for Room 202 (Room 208)**



**Existing Condition Photo B76: Stempson House Second Floor
Closet for Room 202 (Room 208)**



**Existing Condition Photo B77: Stempson House Second Floor
Closet Access to Attic (Room 209)**



**Existing Condition Photo B78: Stempson House Second Floor
Closet (Room 209)**



**Existing Condition Photo B79: Stempson House Second Floor
Closet for Room 201 (Room 210)**



**Existing Condition Photo B80: Stempson House Second Floor
Closet for Room 200 (Room 211)**



**Existing Condition Photo B81: Stempson House Second Floor
Closet for Room 200 (Room 211)**



**Existing Condition Photo B82: Stempson House Site
Stempson Garage**



**Existing Condition Photo B83: Stempson House Site
Lane Through Orchard**



**Existing Condition Photo B84: Stempson House Site
Water Pump**



**Existing Condition Photo B85: Stempson House Site
Orchard**



**Existing Condition Photo B86: Stempson House Site
Lawn Tennis Court**



**Existing Condition Photo B87: Stempson House Site
Landscape Water Feature**

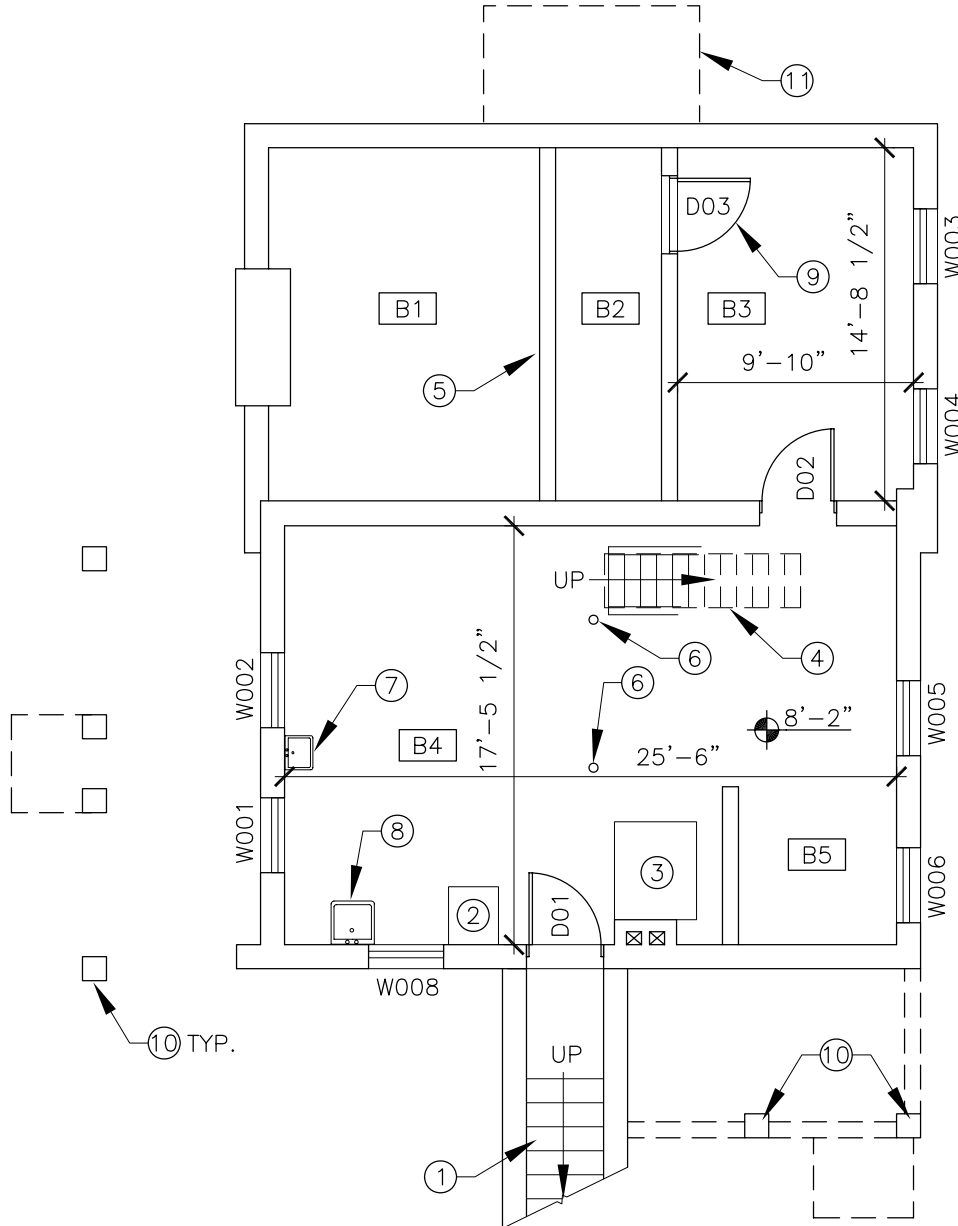


**Existing Condition Photo B88: Stempson House Site
Rock Garden**

KEYNOTES

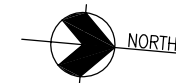
- B1 CRAWL SPACE
- B2 BASEMENT ROOM
- B3 FUEL TANK STORAGE AREA
- B4 BASEMENT AREA

- ① CONCRETE STAIR TO BACK YARD
- ② 17" HIGH CONCRETE PAD
- ③ 3.5" HIGH CONCRETE PAD
- ④ OPEN RISER WOOD STAIR TO FIRST FLOOR
- ⑤ MASONRY JOIST BEARING FOUNDATION WALL
- ⑥ STEEL PIPE COLUMN
- ⑦ LAVATORY SINK
- ⑧ SERVICE SINK
- ⑨ CRAWL SPACE ACCESS DOOR
- ⑩ MASONRY PIER
- ⑪ MASONRY STOOP AT ENTRANCE PORTICO



EXISTING BASEMENT FLOOR PLAN

SCALE: 1/8" = 1'-0"



SWSG
 SHARPER
 WILSON
 SAUNDERS
 & COMPANY
 1821 Michael Parkway Drive
 Suite 302
 Norfolk, VA 23502
 Phone: 757-471-4893
 Fax: 757-471-4893
A. PROFESSIONAL CORPORATION
 Engineering - Architecture - Construction Management

Fairfax County Park Authority
 12055 Government Center Pkwy.
 Suite 927
 Fairfax, Virginia 22035

STEMPSON HOUSE
LORTON, VA
 FURNACE ROAD
 LORTON, VIRGINIA 22079

PROJECT #
06105

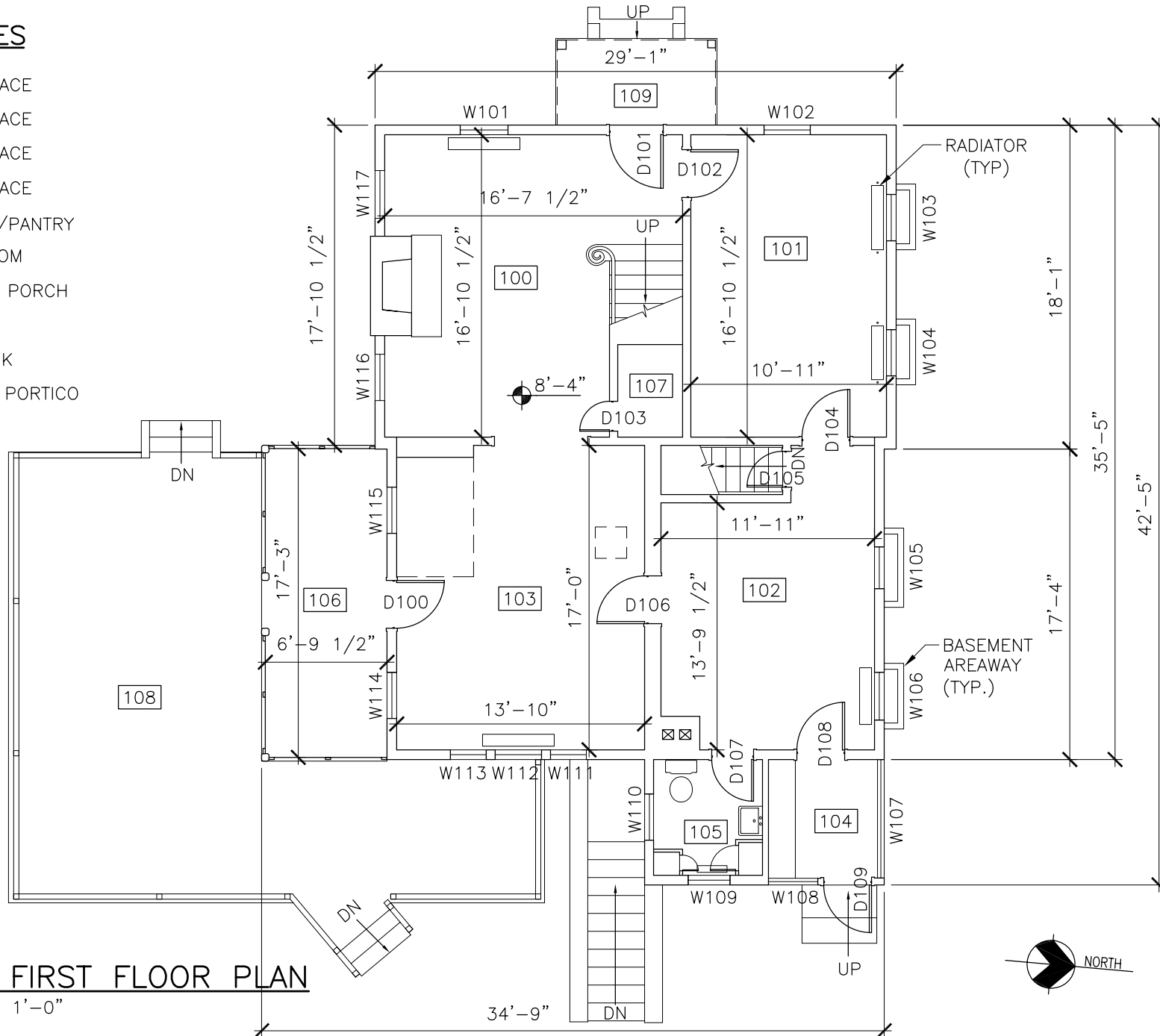
DATE
09/18/06

FIGURE

C1

KEYNOTES

- 100 OFFICE SPACE
- 101 OFFICE SPACE
- 102 OFFICE SPACE
- 103 OFFICE SPACE
- 104 VESTIBULE/PANTRY
- 105 TOILET ROOM
- 106 SCREENED PORCH
- 107 CLOSET
- 108 WOOD DECK
- 109 ENTRANCE PORTICO



EXISTING FIRST FLOOR PLAN

SCALE: 1/8" = 1'-0"

SWSG
 SHARPER
 WILSON
 SAUNDERS
 & COMPANY
 1821 Michael Parkway Drive
 Suite 302
 Bethesda, MD 20814
 Phone: 301-463-8800
 Fax: 301-463-8801
A. PROFESSIONAL CORPORATION
 Engineering - Architecture - Construction Management

**FAIRFAX COUNTY
 PARK AUTHORITY**
 12055 Government Center Pkwy.
 Suite 927
 Fairfax, Virginia 22035

STEMPSON HOUSE
 LORTON, VA
 FURNACE ROAD
 LORTON, VIRGINIA 22079

PROJECT #
06105

DATE
09/18/06

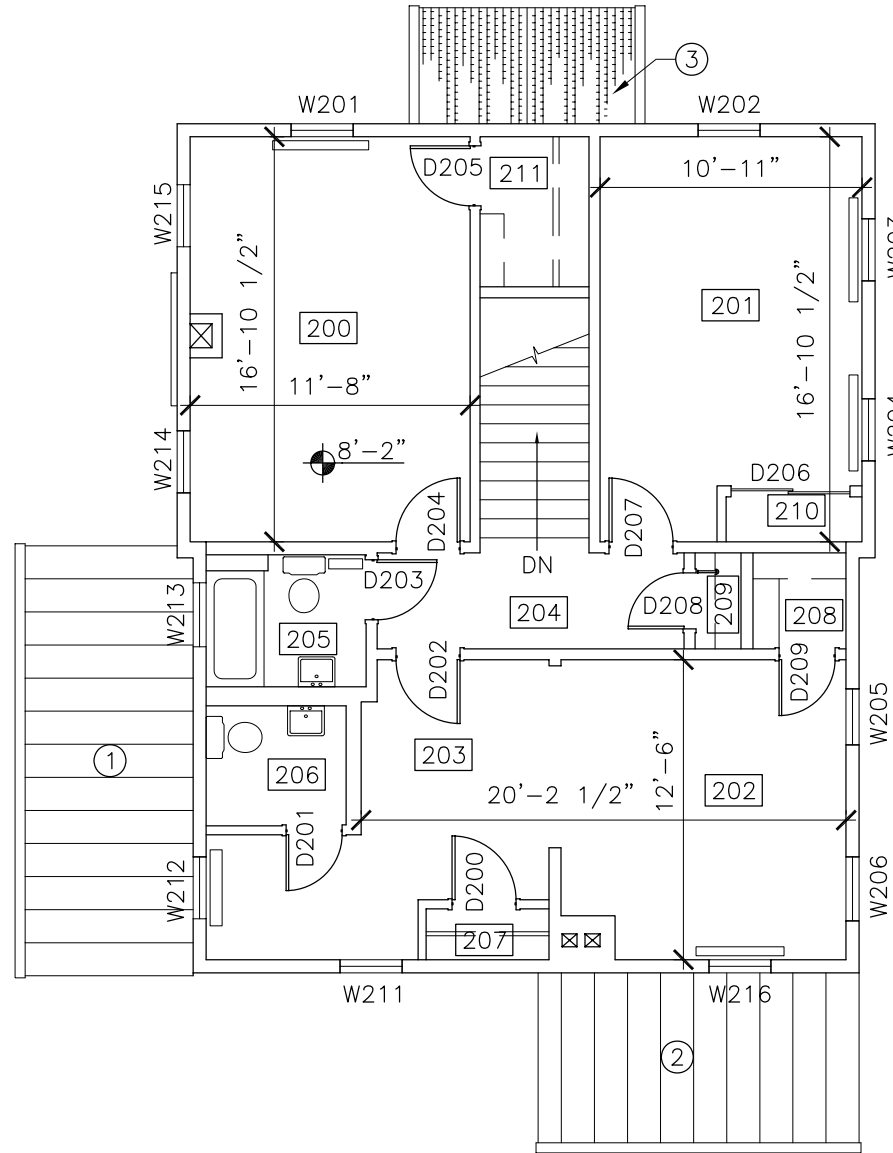
FIGURE

C2

KEYNOTES

- 200 OFFICE SPACE
- 201 OFFICE SPACE
- 202 OFFICE SPACE
- 203 OFFICE SPACE
- 204 HALL
- 205 BATHROOM
- 206 TOILET ROOM
- 207 CLOSET
- 208 CLOSET
- 209 CLOSET
- 210 CLOSET
- 211 CLOSET

- ① METAL ROOF OVER SCREENED PORCH
- ② METAL ROOF OVER TOILET AND PANTRY
- ③ PORTICO ROOF



EXISTING SECOND FLOOR PLAN

SCALE: 1/8" = 1'-0"

SWSG
 SHARPER
 WILSON
 SARGENT
 & GRAY
 1821 Michael Paraday Drive
 Suite 302
 Norfolk, VA 23502
 Phone: 753-471-4863
A. PROFESSIONAL CORPORATION
 Engineering - Architecture - Construction Management



12055 Government Center Pkwy.
 Suite 927
 Fairfax, Virginia 22035

STEMPSON HOUSE
 LORTON, VA
 FURNACE ROAD
 LORTON, VIRGINIA 22079

PROJECT #
06105

DATE
09/18/06

FIGURE
C3



EXISTING WEST ELEVATION

SCALE: 1/8" = 1'-0"

NOTE: TEXTURES, SUCH AS SIDING, BRICK, AND ROOFING, ARE APPROXIMATE REPRESENTATIONS.

SWSG
 SHARPER
 WILSON
 SACHER
 & COMPANY
 1821 Michael Parkway Drive
 Suite 302
 Fairfax, VA 22031
 703-471-8883
A. PROFESSIONAL CORPORATION
 Engineering - Architecture - Construction Management



12055 Government Center Pkwy.
 Suite 927
 Fairfax, Virginia 22035

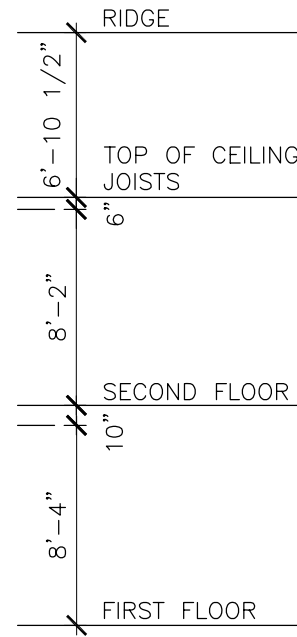
STEMPSON HOUSE
 LORTON, VA
 FURNACE ROAD
 LORTON, VIRGINIA 22079

PROJECT #
 06105

DATE
 09/18/06

FIGURE

C4



EXISTING SOUTH ELEVATION

SCALE: 1/8" = 1'-0"

NOTE: TEXTURES, SUCH AS SIDING, BRICK, AND ROOFING, ARE APPROXIMATE REPRESENTATIONS.

SWSG
 SHARPER
 WILSON
 SAVANNAH
 & COMPANY
 1821 Michael Parkway Drive
 Suite 302
 Norfolk, VA 23502
 Phone: 757-471-4863
A. PROFESSIONAL CORPORATION
 Engineering - Architecture - Construction Management



FAIRFAX COUNTY
 PARK AUTHORITY
 12055 Government Center Pkwy.
 Suite 927
 Fairfax, Virginia 22035

STEMPSON HOUSE
LORTON, VA
 FURNACE ROAD
 LORTON, VIRGINIA 22079

PROJECT #
06105

DATE
09/18/06

FIGURE

C5



EXISTING EAST ELEVATION

SCALE: 1/8" = 1'-0"

NOTE: TEXTURES, SUCH AS SIDING, BRICK, AND ROOFING, ARE APPROXIMATE REPRESENTATIONS.

SWSG
 SHARPER
 WILSON
 SAUNDERS
 & COMPANY
 1821 Michael Parkway Drive
 Suite 302
 Bethesda, MD 20814
 Phone: 301-461-8833
 Fax: 301-461-8833
A. PROFESSIONAL CORPORATION
 Engineering - Architecture - Construction Management



**FAIRFAX COUNTY
 PARK AUTHORITY**
 12055 Government Center Pkwy.
 Suite 927
 Fairfax, Virginia 22035

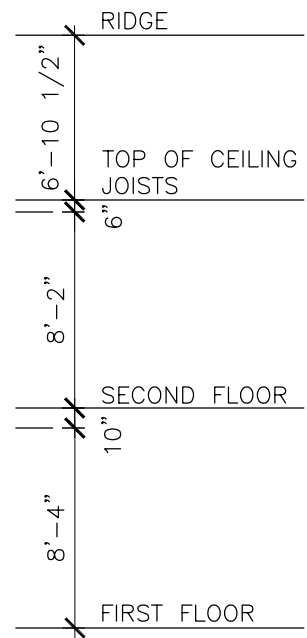
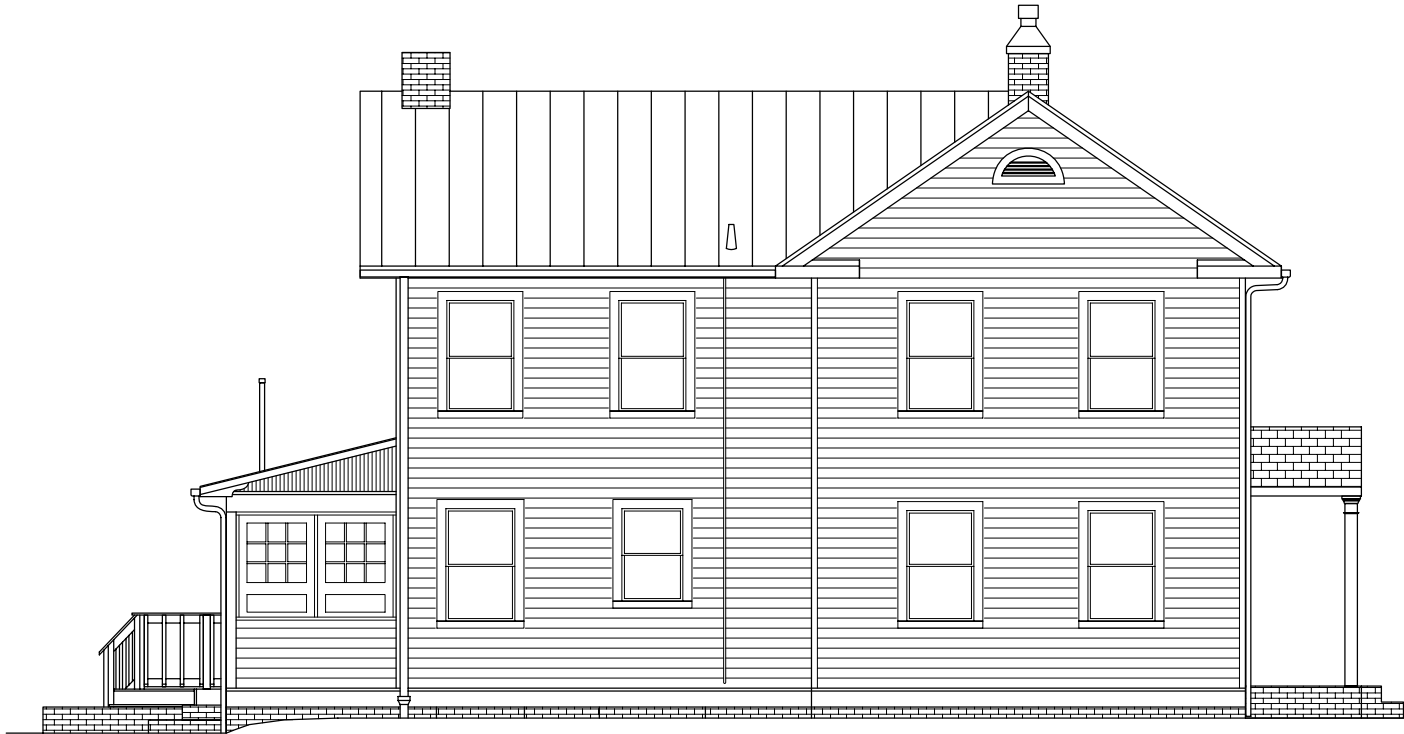
STEMPSON HOUSE
LORTON, VA
 FURNACE ROAD
 LORTON, VIRGINIA 22079

PROJECT #
 06105

DATE
 09/18/06

FIGURE

C6



EXISTING NORTH ELEVATION

SCALE: 1/8" = 1'-0"

NOTE: TEXTURES, SUCH AS SIDING, BRICK, AND ROOFING, ARE APPROXIMATE REPRESENTATIONS.

SWSG
 SHARPER
 WILSON
 SAUNDERS
 & COMPANY
 1821 Michael Parkway Drive
 Suite 302
 Bethesda, MD 20814
 703-471-4803
A. PROFESSIONAL CORPORATION
 Engineering - Architecture - Construction Management



12055 Government Center Pkwy.
 Suite 927
 Fairfax, Virginia 22035

STEMPSON HOUSE
 LORTON, VA
 FURNACE ROAD
 LORTON, VIRGINIA 22079

PROJECT #
 06105

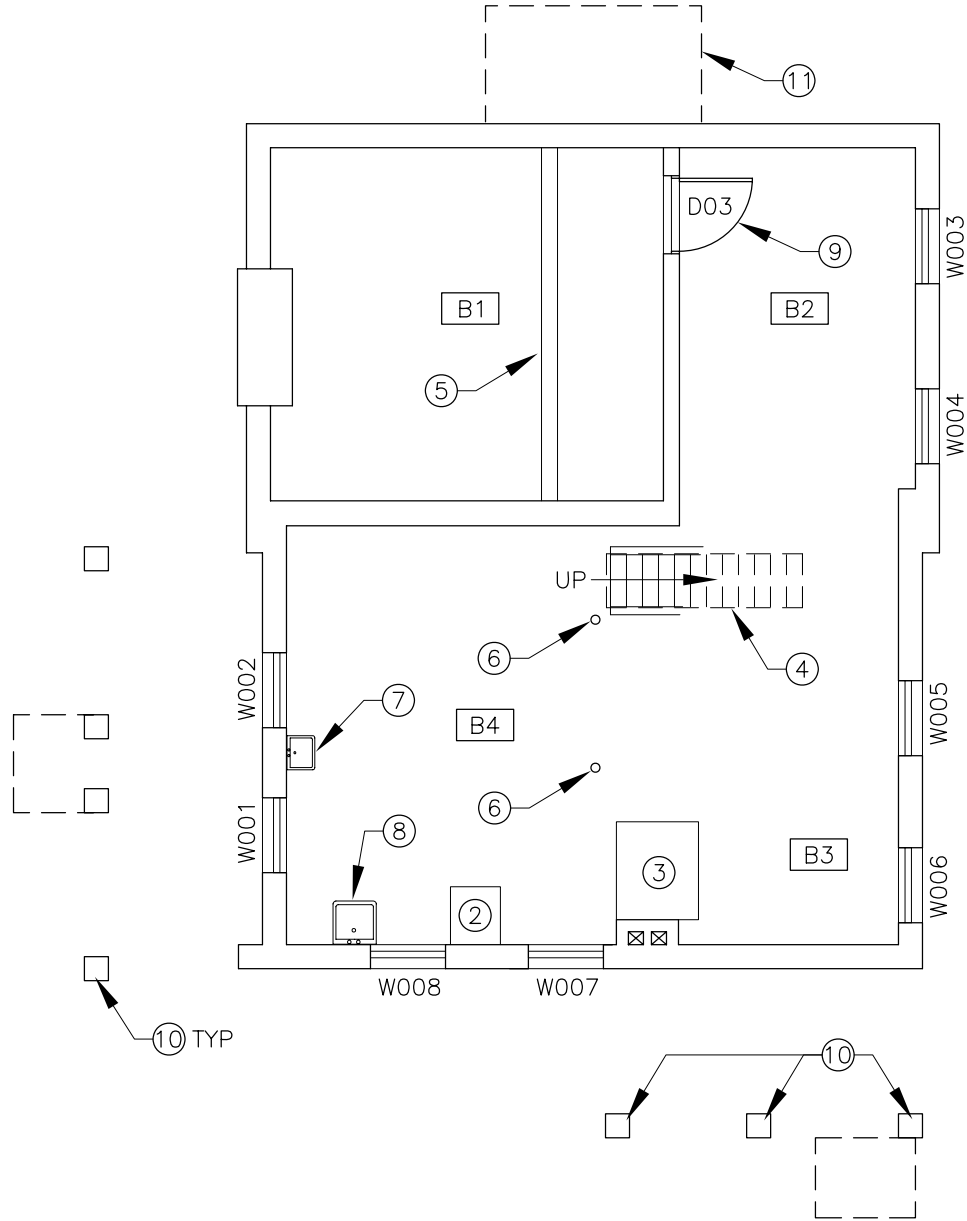
DATE
 09/18/06

FIGURE
C7

KEYNOTES

- B1 CRAWL SPACE
- B2 BASEMENT ROOM
- B3 FUEL TANK STORAGE AREA
- B4 BASEMENT AREA

- ① CONCRETE STAIR TO BACK YARD
- ② 17" HIGH CONCRETE PAD
- ③ 3.5" HIGH CONCRETE PAD
- ④ OPEN RISER WOOD STAIR TO FIRST FLOOR
- ⑤ MASONRY JOIST BEARING FOUNDATION WALL
- ⑥ STEEL PIPE COLUMN
- ⑦ LAVATORY SINK
- ⑧ SERVICE SINK
- ⑨ CRAWL SPACE ACCESS DOOR
- ⑩ MASONRY PIER
- ⑪ MASONRY STOOP AT ENTRANCE PORTICO



CONCEPTUAL ORIGINAL BASEMENT FLOOR PLAN

SCALE: 1/8" = 1'-0"

SWSG
 SHAPIRO
 WILSON
 SACHER
 & COMPANY
 1821 Michael Parkway Drive
 Suite 302
 Bethesda, MD 20814
 Phone: 301-461-4800
 Fax: 301-461-4803
A. PROFESSIONAL CORPORATION
 Engineering - Architecture - Construction Management

**FAIRFAX COUNTY
 PARK AUTHORITY**
 12055 Government Center Pkwy.
 Suite 927
 Fairfax, Virginia 22035

STEMPSON HOUSE
LORTON, VA
 FURNACE ROAD
 LORTON, VIRGINIA 22079

PROJECT #
06105

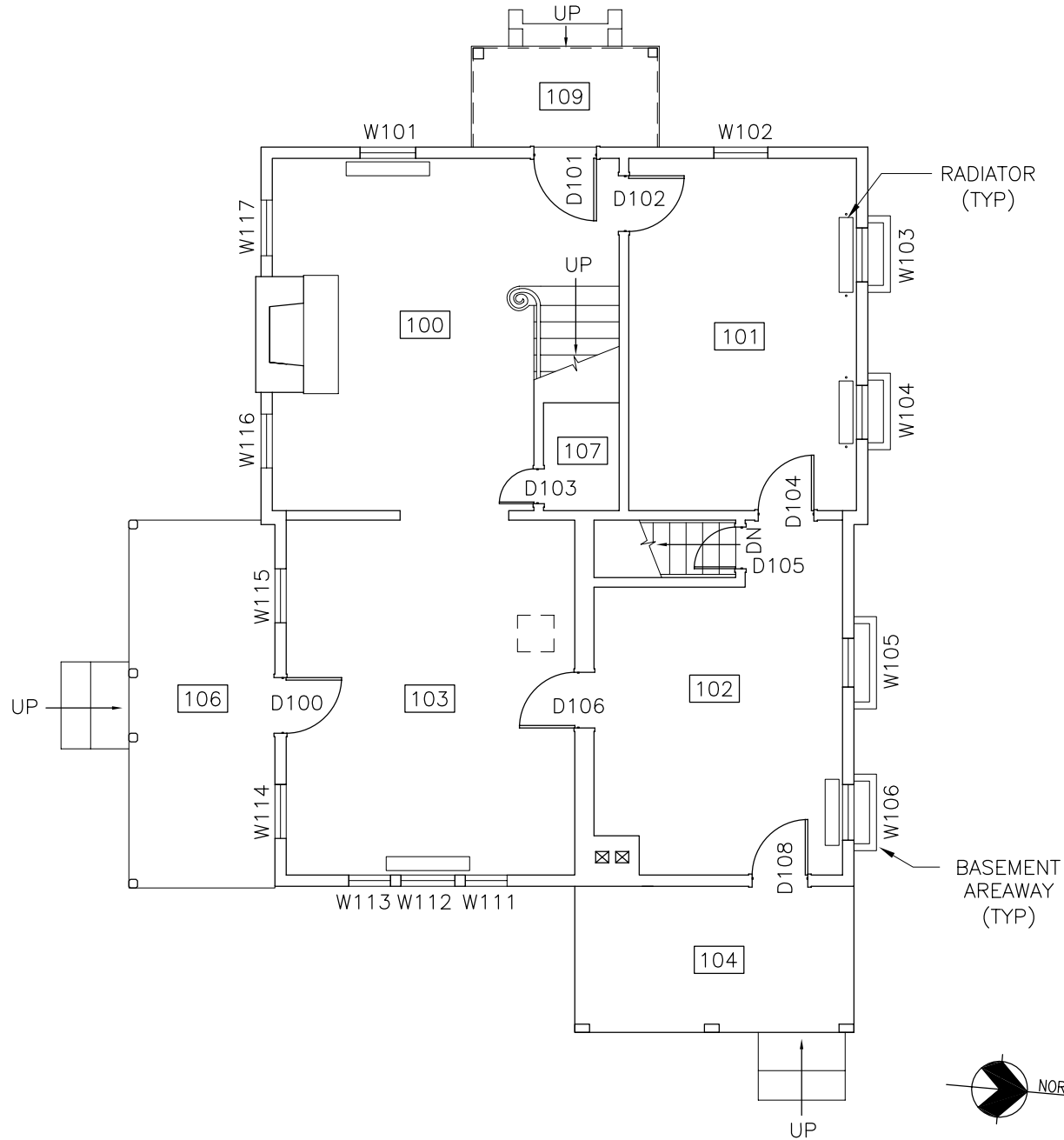
DATE
09/18/06

FIGURE

D1

KEYNOTES

- 100 LIVING ROOM
- 101 ROOM
- 102 KITCHEN
- 103 DINING ROOM
- 104 REAR PORCH
- 106 SCREENED PORCH
- 107 CLOSET
- 109 ENTRANCE PORTICO



CONCEPTUAL ORIGINAL FIRST FLOOR PLAN

SCALE: 1/8" = 1'-0"

SWSG
SHARPER
WILSON
SACUR
& CO., P.C.
1821 Michael Parkway Drive
Suite 302
Bedford, VA 24603
Phone: 703-471-4803
A PROFESSIONAL CORPORATION
Engineering - Architecture - Construction Management

**Fairfax County
Park Authority**
12055 Government Center Pkwy.
Suite 927
Fairfax, Virginia 22035

STEMPSON HOUSE
LORTON, VA
FURNACE ROAD
LORTON, VIRGINIA 22079

PROJECT #
06105

DATE
09/18/06

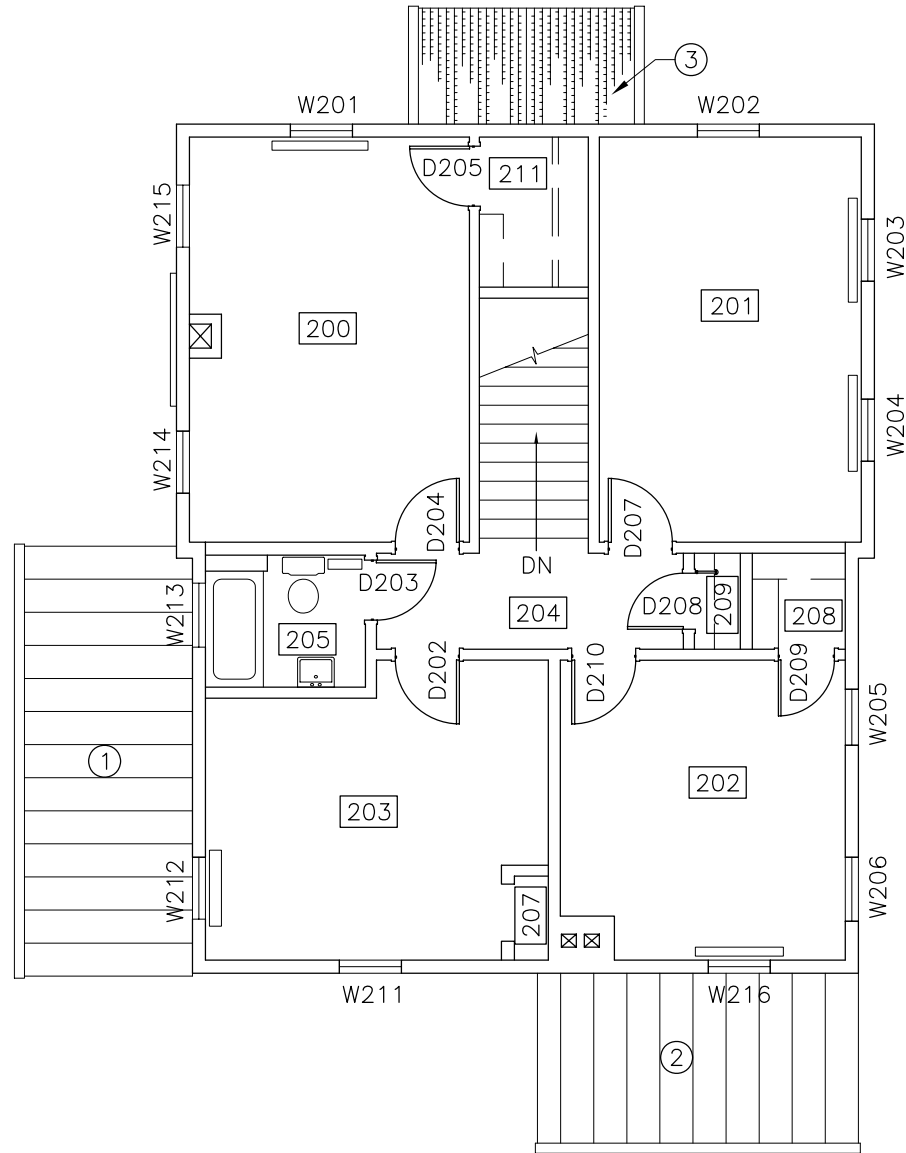
FIGURE

D2

KEYNOTES

- 200 BEDROOM
- 201 BEDROOM
- 202 BEDROOM
- 203 BEDROOM
- 204 HALLWAY
- 205 BATHROOM
- 207 CLOSET
- 208 CLOSET
- 209 CLOSET
- 210 CLOSET
- 211 CLOSET

- ① SCREENED PORCH ROOF
- ② REAR PORCH ROOF
- ③ PORTICO ROOF



CONCEPTUAL ORIGINAL SECOND FLOOR PLAN

SCALE: 1/8" = 1'-0"



SWSG
SHARPER
WILSON
SACUR
& COMPANY
1821 Michael Parkway Drive
Suite 302
Roanoke, VA 24060
703-471-4883
A PROFESSIONAL CORPORATION
Engineering - Architecture - Construction Management

**FAIRFAX COUNTY
PARK AUTHORITY**
12055 Government Center Pkwy.
Suite 927
Fairfax, Virginia 22035

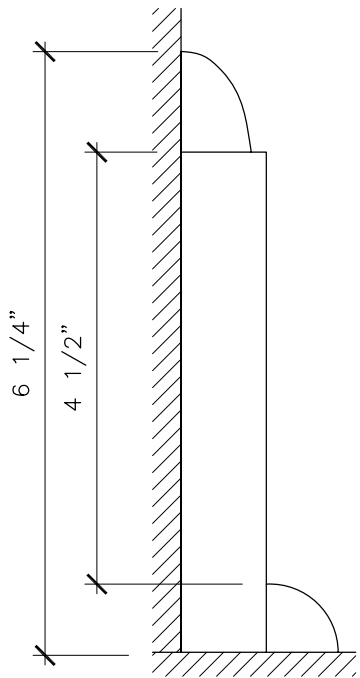
STEMPSON HOUSE
LORTON, VA
FURNACE ROAD
LORTON, VIRGINIA 22079

PROJECT #
06105

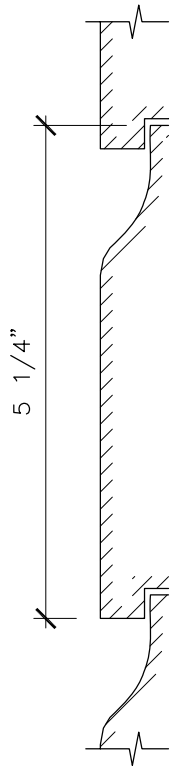
DATE
09/18/06

FIGURE

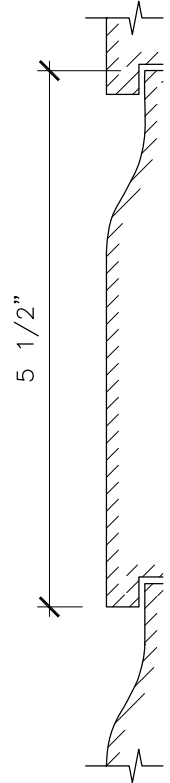
D3



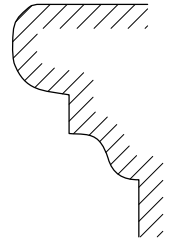
ROOM 100
BASEBOARD



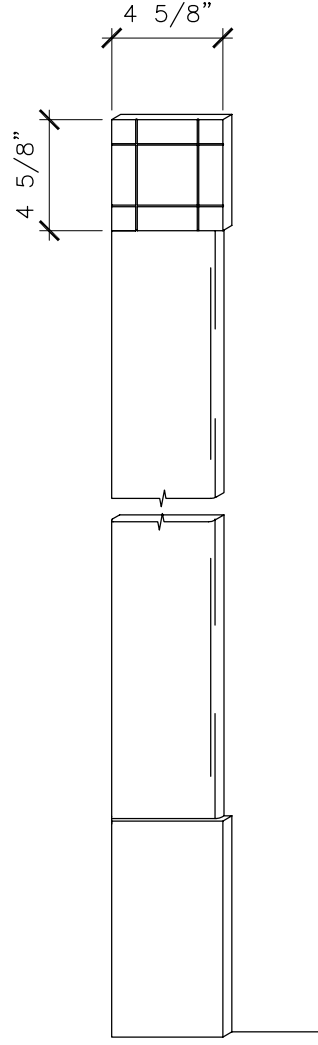
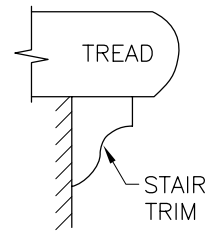
GERMAN DROP SIDING
@ REAR DOOR EAST
FACADE



DROP SIDING ON
SOUTH WALL OF
REAR VESTIBULE



STAIR BULLNOSE TRIM



SCALE: 1 1/2" = 1'-0"

TRIM PROFILES

SCALE: 6" = 1'-0"

SWSG
SHARPER
WILSON
SACUR
& COMPANY
1821 Michael Parkway Drive
Suite 302
Brentwood
703-471-4893
A PROFESSIONAL CORPORATION
Engineering - Architecture - Construction Management

Fairfax County Park Authority
12055 Government Center Pkwy.
Suite 927
Fairfax, Virginia 22035


STEMPSON HOUSE
LORTON, VA
FURNACE ROAD
LORTON, VIRGINIA 22079

PROJECT #
06105

DATE
09/18/06


FIGURE

E1



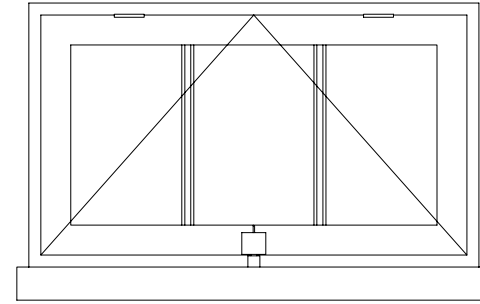
TYPICAL WINDOW
ELEVATION

SCALE: 3/8" = 1'-0"



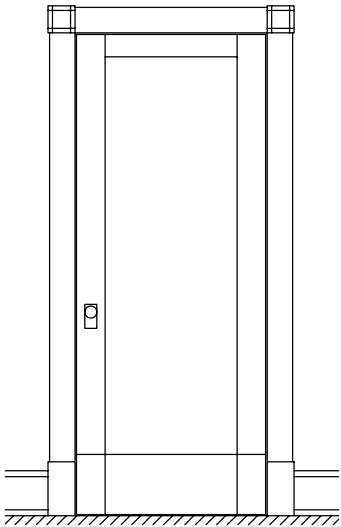
WINDOW ELEVATION,
W111, W112, W113

SCALE: 3/8" = 1'-0"



TYPICAL BASEMENT
WINDOW ELEVATION

SCALE: 3/4" = 1'-0"



TYPICAL DOOR FRAME
ELEVATION (SHOWN AT D102)

SCALE: 3/8" = 1'-0"

WINDOW AND DOOR ELEVATIONS

SWSG
SHARPER
WILSON
SACUR
& CO., P.C.
1821 Michael Parkway Drive
Suite 302
Brentwood, TN 37027
703-471-4893
A PROFESSIONAL CORPORATION
Engineering - Architecture - Construction Management



12055 Government Center Pkwy.
Suite 927
Fairfax, Virginia 22035

STEMPSON HOUSE
LORTON, VA
FURNACE ROAD
LORTON, VIRGINIA 22079

PROJECT #
06105

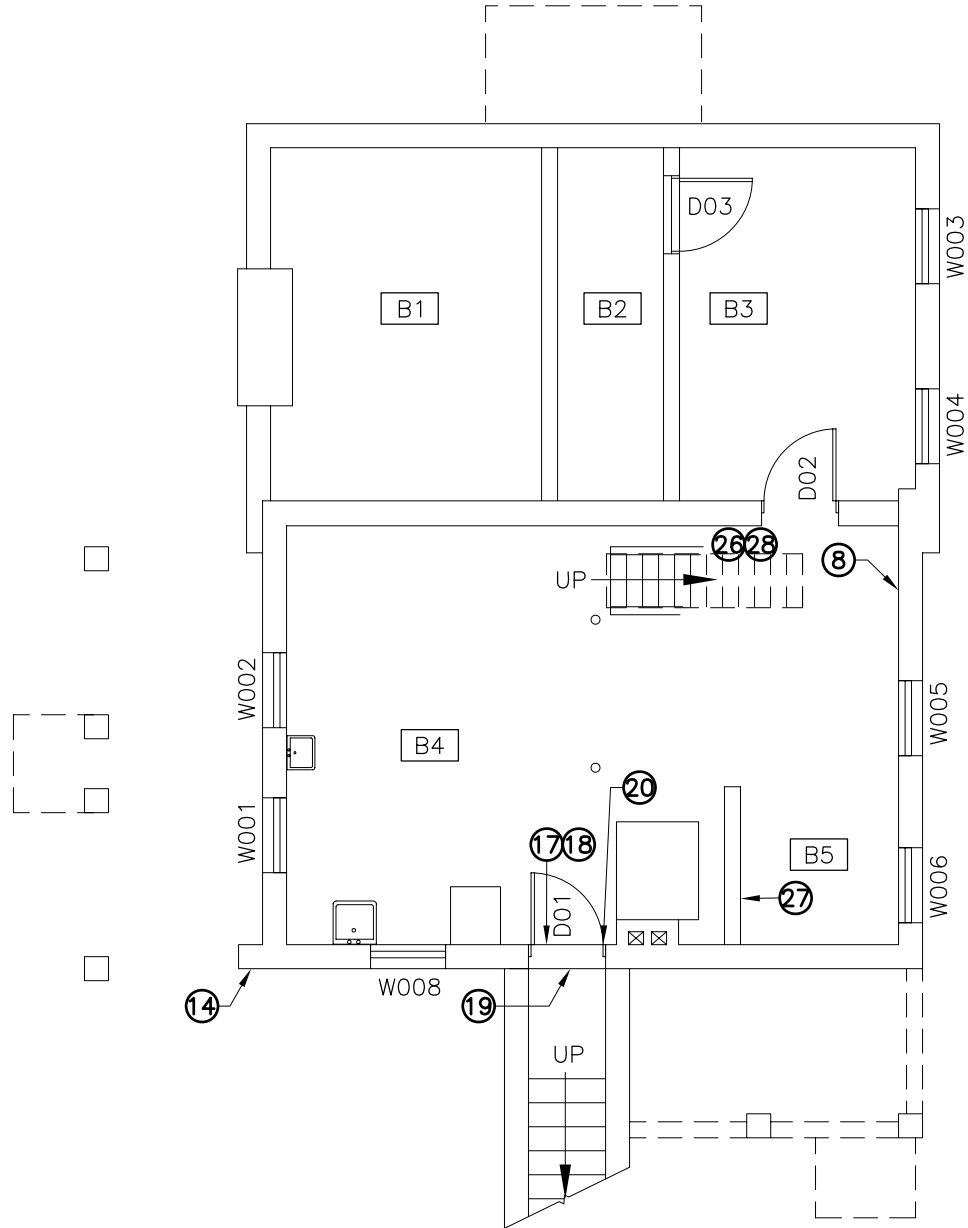
DATE
09/18/06

FIGURE

E2

KEY INDICATORS –
BASEMENT

SCALE: 1/8" = 1'-0"



SWSG
SHARPER
WILSON
SACUR
& COMPANY
1821 Michael Parkway Drive
Suite 302
Brentwood
703-471-4893
A PROFESSIONAL CORPORATION
Engineering - Architecture - Construction Management

**Fairfax County
Park Authority**
12055 Government Center Pkwy.
Suite 927
Fairfax, Virginia 22035

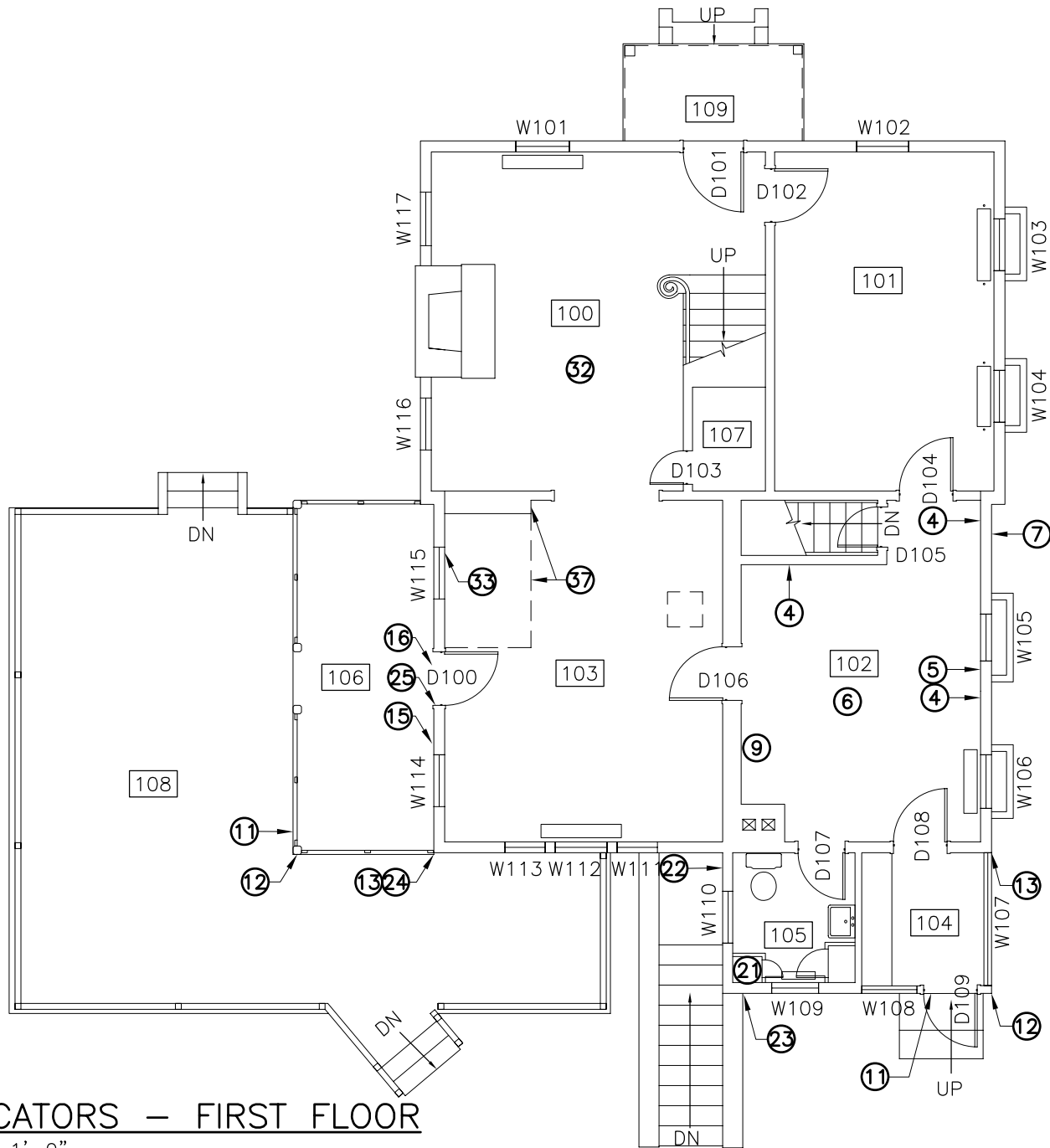
STEMPSON HOUSE
LORTON, VA
FURNACE ROAD
LORTON, VIRGINIA 22079

PROJECT #
06105

DATE
09/18/06

FIGURE

F1



KEY INDICATORS - FIRST FLOOR

SCALE: 1/8" = 1'-0"

SWSG
 SHARPER
 WILSON
 SACUR
 & COMPANY
 1821 Michael Parkway Drive
 Suite 302
 Bethesda, MD 20814
 Phone: 301-461-8883
A. PROFESSIONAL CORPORATION
 Engineering - Architecture - Construction Management

**FAIRFAX COUNTY
 PARK AUTHORITY**
 12055 Government Center Pkwy.
 Suite 927
 Fairfax, Virginia 22035

STEMPSON HOUSE
LORTON, VA
 FURNACE ROAD
 LORTON, VIRGINIA 22079

PROJECT #
06105

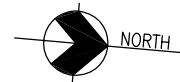
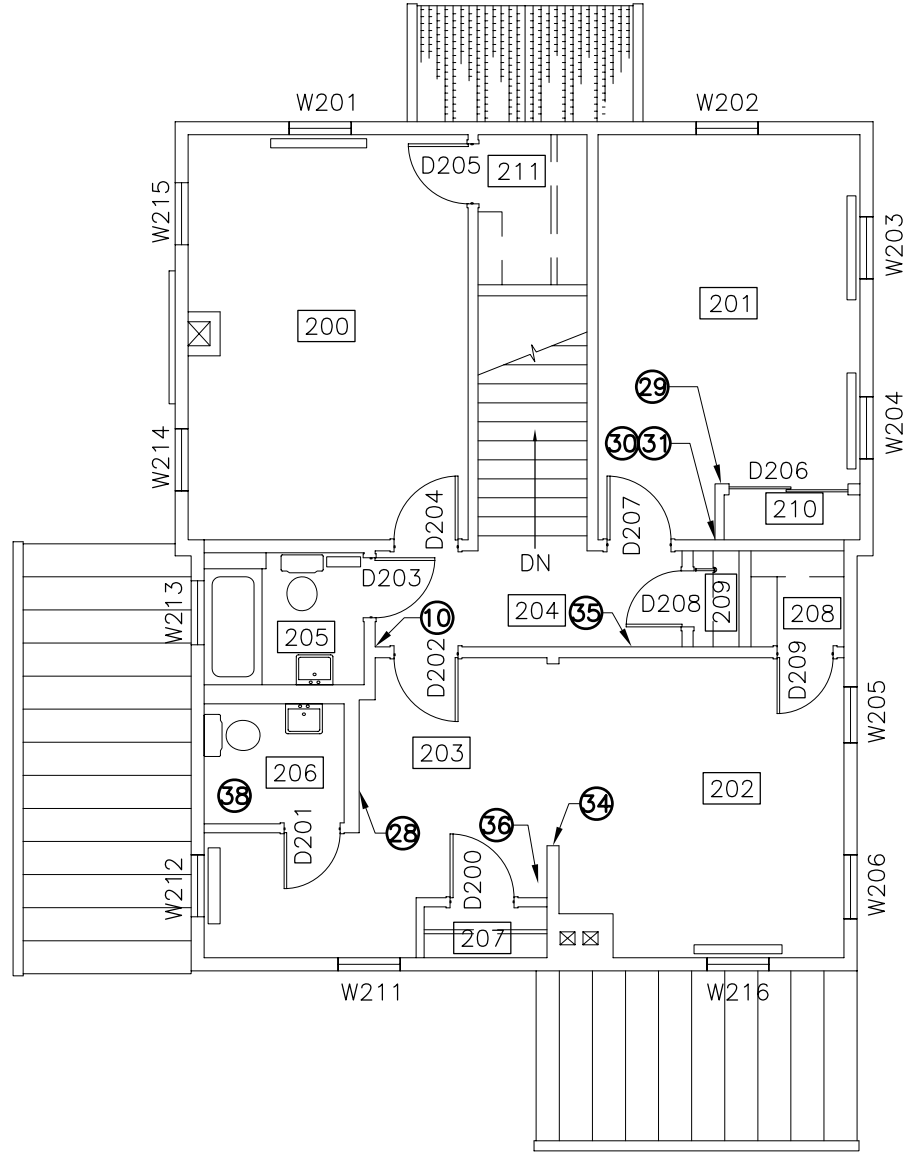
DATE
09/18/06

FIGURE

F2

KEY INDICATORS – SECOND FLOOR

SCALE: 1/8" = 1'-0"



SWSG
 SHARPER
 WILSON
 SAUNDERS
 & COMPANY
 1821 Michael Parkway Drive
 Suite 302
 Bethesda, MD 20814
 Phone: 301-461-8833
A. PROFESSIONAL CORPORATION
 Engineering - Architecture - Construction Management

Fairfax County Park Authority
 12055 Government Center Pkwy.
 Suite 927
 Fairfax, Virginia 22035

STEMPSON HOUSE
 LORTON, VA
 FURNACE ROAD
 LORTON, VIRGINIA 22079

PROJECT #
06105

DATE
09/18/06

FIGURE

F3

APPENDIX G.1 STEMPSON HOUSE CHAIN OF KEY EVENTS

by Debbie Robison
July 25, 2006

Date	Instrument	Description
04 Oct 1742	NN E:499	Rev. Dr. Charles Green granted 960 acres from Thomas Lord Fairfax, Baron of Cameron. Survey available.
Per FX DB R1(18):400, Deed not recorded		William Fairfax purchases the land from Rev. Dr. Charles Green.
20 Sept 1757	FX WB B1(651):171	Bryan Fairfax and his sister Hannah are devised the land in their father's (William Fairfax) will.
Per FX DB R1(18):400, Deed not recorded		Hector Ross purchased 960 acres from Bryan Fairfax and his sister Hannah.
13 Oct 1787	FX DB R1(18):400	William Lindsay purchased 303 acres from Hector Ross. The acreage was reduced due to an actual survey that found the patent interfered with patents of an elder date.
06 Oct 1789	FX DB S1(19):183	William Lindsay and Hector Ross enter into a new deed agreement for the entire estimated 960 acres.
19 Oct 1813	FX DB M2(39):390	Representatives of William Lindsay, deceased, divided the land owned by William Lindsay at the time of his death. It does not appear that he owned, at this time, the tract on which the Stempson House was to be built, called Marble Hill.
		Note: In 1813, Maria Lindsay, daughter of William Lindsay (of Laurel Hill), was married to William Lindsay, son of Opie Lindsay and brother of Hiram O. Lindsay.
		Maria Lindsay
Mar1860	Per FX DB J4(88):312	Margaret Nicholson was Complainant and Ann Dawson and others were Defendants in a suit over the estate of Maria Lindsay, mother of Ann Dawson.

- 21 Jan 1861 Per FX DB J4(88):312 Land is auctioned at courthouse by Thomas Moore, commissioner.
- 19 Feb 1869 FX DB J4(88):312 John Haislip, trustee for Ann Dawson, acquired 90 acres at a public sale in trust for Ann Dawson, wife of John T. Dawson, for her sole and separate use. The land was in the possession of John T. Dawson at the time of sale, and belonged to the estate of Maria Lindsay, mother of Ann Dawson. Refer to chancery suit styled Margarit Nicholson v. Ann Dawson et. al. Thomas Moore was commissioner in the suit.
- 06 Feb 1878 FX DB X4(102):319 John Haislip and Ann Dawson sell off 18 ½ of the 90 acres to Thomas M. Burton. This land is north of the future Stempson House property.
- J. W. Dawson and A. M. Dawson somehow acquired land from Ann Dawson. No deed or will recorded.
- 20 Nov 1909 FX DB E7(161):253 J. L. Dawson acquired 237.4 acres from J. W. Dawson and A. M. Dawson, his wife. [Note: This tract also included Lot 5 and part of Lots 6 and 7 from the 1813 Lindsay Division, which J. W. Dawson previously acquired.]
- 17 Mar 1910 FX DB F7(162):212 United States acquired 1,154.7 acres of land, made up of nine parcels, *as a site for the establishment, construction and erection of a workhouse for the District of Columbia*. The Stempson house is located on the 237.4 acre parcel of land acquired from J. L. Dawson.

Abbreviations

AX	City of Alexandria
CF	City of Fredericksburg
cff	Chancery file folder
CR	Court record
DB	Deed book
FX	Fairfax County
LN	Loudoun County
OB	Order Book
OR	Official Records of Civil War
NN	Northern Neck grant
WB	Will book
WC	Westmoreland County

APPENDIX G.2 LORTON CHAIN OF KEY EVENTS

by Debbie Robison
July 25, 2006

Date	Instrument	Description
11 Apl 1909	Post, p. 13	BIDS FOR PENAL SITES <i>The sealed proposals received by the District commissioners for sites for the new jail and workhouse were opened yesterday...Thirty-four bids were received which met the requirements...Note: at least two bids were for land near Occoquan, Va.</i>
10 Jun 1909	Post, p. 16	PRISON SITE SELECTED – District to Erect Workhouse on Occoquan River – <i>On the recommendation of Engineer Commissioner Judson, the commissioners yesterday decided to locate the new workhouse for the District on what is known as the Dawson tract, on the Occoquan River, apposite[sic] the village of Occoquan, Va. ...The site chosen for the workhouse has many advantages...The tract contains about 1,125 acres of land and has been offered to the District for \$18 an acre, or a total of \$20,250. It is 1 ½ miles from the Potomac River, but as it fronts on the Occoquan River, the site can be reached by boats. Supplies and prisoners can be transported form the District by water. Maj. Judson explained that the site has a considerable amount of timber on it; has a stone quarry, and is high and healthy. From the quarry stone can be obtained for road making and like purposes. The soil of the tract, he said, has been tested by experts from the Department of Agriculture, who gave it a favorable report. The site furnishes a means of keeping the prisoners busy at cutting timber, quarrying stone, or tilling the soil. It is the intention of the commissioners to make the institution self-supporting, if possible.</i>
18 Jun 1909	FX Herald, p. 3	<i>It is believed that Occoquan has been determined upon as the site of the new District workhouse.</i>
24 Jun 1909	Post, p. 16	PENAL ARCHITECT CHOSEN – Leon E. Dessez to Design New Workhouse and Reformatory – <i>Leon E. Dessez yesterday was selected by the penal commission as the architect to design the new</i>

workhouse and reformatory buildings to be erected on 1,000-acre tracts in Virginia and Maryland.

24 Aug 1909 Post, p. 12

PRISON PLANS RUSHED – Auditor Tweedale said yesterday that while the titles to the land would be vested in the United States, the District government would pay for the land from funds received by the last general deficiency act. “Somehow the public has the impression that condemnation proceedings will be necessary to acquire title to the land,” said Auditor Tweedale, “but I do not believe such will be the case. J. L. Dawson, of Fairfax county is the present owner, and he states his titles are clear...” The able-bodied inmates of the workhouse will be employed in putting up the buildings. L. E. Dressez, a Washington architect, is at present engaged in making plans for the temporary buildings in which the working prisoners will be lodged. The contract for drawing up the plans for permanent structures will be let by the commissioners, who will ask for sealed bids. As soon as work is commenced on the permanent structures the prisoners will work for the contractors. The District getting credit for so much labor. The acreage of the new site is sufficient to permit the workhouse authorities to employ the prisoners in agricultural pursuits. It is planned, it is said, to have many acres of the workhouse site under cultivation. The prisoners doing agricultural work will not work in the stone quarries.

11 Jan 1910 Post, p. 4

DEFICIENCY BILL IS IN The largest single item in the District appropriations is one of \$120,000 for purposes connected with the removal of jail and workhouse prisoners from the District to the sites to be acquired for a workhouse and reformatory in Maryland or Virginia. This amount is to be used for the care of prisoners and for the purchase of farm equipment. The bill contains a provision which authorizes the employment of jail or workhouse prisoners on the sites of the proposed institutions. For the support of convicts transferred from the District, \$12,000 is recommended; for the maintenance of the jail, \$6,000.

30 Jan 1910 Post, p. 5

TO UPLIFT PRISONERS - W. H. Whitaker Named to Improve Our Penal System. – WASHINGTON

TO LEAD NATION – W. H. Whitaker, formerly superintendent of the Indiana State Reformatory, was chosen yesterday by the commissioners to take charge of the work of establishing a new and up-to-date prison and reformatory system in the District... Persons interested in prison and reformatory problems have repeatedly declared the District penal institutions are a disgrace to the National Capital... Congress last year, impressed with the clamor for reform in the penal methods, passed legislation authorizing the commissioners to purchase several large tracts of land – one at Occoquan, and the other at Accotink, Va. – as sites for a reformatory and workhouse of modern and sanitary construction. Those interested in the uplift of the prisoner have firmly set their minds on the project to make the penal institutions of the National Capital the models of the country...

16 Feb 1910 Post, p. 1

JAIL MENACE TO CITY – So Says Warden McKee...., FAVORS FARM FOR CRIMINALS – Speaker Asserts He Could Make Profit on Labor of District’s Prisoners, at the Same Time Developing Them Into Useful Citizens – Declares That Present Conditions Are Inhuman. ...where there were cells for 48 women, 125 had to be packed therein like cattle in a car. He said that with cellrooms for 340 men, he had to take care of 685 men, black and white... Instead of sending young men and women to the jail for workhouse, it would be more humane for the future citizenship of the country to send them to an institution conducted along the lines of your National Training School for Boys, where they could be taught trades of usefulness... Instead of building jails and workhouses, establish a big farm, where criminals can be given work and made to support themselves. Give me the prisoners that come annually to the jail and workhouse on a 500-acre farm, and I’ll make them self-supporting and turn over to the government annually a large profit, instead of having to pay out \$200,000 or more for their maintenance. This would be more humane, and certainly more economical...

26 Feb 1910 Post, p. 14

VIRGINIA SITES CHOSEN *A site for the workhouse has been found at Occoquan. It has been practically decided to build the reformatory at*

White House, on the Virginia shore of the Potomac... Various Maryland sites were suggested, but were rejected on the ground chiefly of accessibility...acquiring title to the Occoquan site for the workhouse...the commissioners would be in position to pay the purchase price, ranging between \$18,000 and \$20,000. In addition to this an extensive stone quarry, well developed, will be purchased for \$6,000. This quarry will furnish material for the construction of the workhouse. After the workhouse is built, the quarry will be worked by the prisoners.

03 Mar 1910 Post, p. 11

DATE FOR LAND HEARING - ...The condemnation hearings became necessary, it is stated, when the representatives of the government and the owners of the land could not agree, the latter demanding higher prices, it is said, than the government's agents could allow under the appropriation.

12 Mar 1910 Post, p. 16

BOAT FOR PRISONERS – With a steam vessel trips could be made daily...The cost of railroad fare would be eliminated. It is said wagons for transporting prisoners would be impracticable, as it would require too much time and expense...Just what action the commissioners will take on the matter has not been decided...

13 Mar 1910 Post, p. 10

FREE STONE FOR CITY – Officials See Great Prospect in Workhouse Quarries. – GRANITE OF HIGH QUALITY – “...there is a great quantity of other stone on the property. One grade of this is suitable for roadbeds, and could be used as the foundation for concrete and asphalt streets. Not only will these quarries be the means of keeping the prisoners at work, but they will result in a great gain for the District. The stone can be quarried, loaded on boats or trains, and carried to Washington. The only expense incurred will be that of transportation, and if the commissioners purchase a steam vessel, as they intend, the District will have all the stone it needs for some time to come, practically without cost.”...Nearly all of the land owners and tenants in the vicinity...are of the opinion that the location of the two institutions will greatly benefit their property. It is explained by

rivermen that the proposition of running a boat to these places will mean the erection of several modern wharfs, which are greatly needed. Others say that it eventually will mean the extension of the electric car line, and make traffic to Washington convenient.

16 Mar 1910 Post, p. 12

CITY MAY MAKE BRICK – Valuable Clay Deposits on Sites for Penal Institutions – WOULD MEAN GREAT SAVINGS - *...It is said the erection of a brick manufacturing plant would cost only a few thousand dollars, and that it would pay for itself in less than a year. Although it is assured that the District will manufacture all the bricks to be used in the construction of the reformatory and the workhouse, and all other buildings on the premises, the officials would not say whether the local government would go into the business of manufacturing all bricks to be used in the erection of local government buildings. This question involves the matter of competition with private [sic] concerns and contractors, and would meet, it is believed, with strenuous opposition were it seriously contemplated.*

17 Mar 1910 FX DB F7(162):212

United States acquired 1,154.7 acres of land, made up of nine parcels, as a site for the establishment, construction and erection of a workhouse for the District of Columbia.

18 Mar 1910 Post, p. 3

GETS LAND FOR WORKHOUSE – *About 1,154 Acres Are Acquired in Fairfax County, Va., for Approximately \$28,648...the property owners had agreed that the proceedings should be conducted as one case, and that a price satisfactory to both parties had been settled upon.*

03 Apl 1910 Post, p. 14

SOON TO BEGIN WORKHOUSE – *Assistant Engineer Commissioner Kelly, Municipal Architect Snowden Ashford, and Leon E. Dessez, the special architect who has been appointed by the commissioners to draft plans for the new workhouse which is to be erected on the site recently acquired by the District at Occoquan, Va., have completed an examination of the land, and will decide shortly as to the location of the new building...Most of the time was consumed in examining the stone*

crusher...this crusher will be utilized as a means of keeping the first prisoners sent to the new workhouse busy. It was decided to send prisoners there soon and house them in tents until they can construct a new building....It is said that Architect Dessez will begin to prepare plans at once for the buildings. District Surveyor Hazen has been requested to prepare a topographic map of the tract. This map will show every elevation and hollow on the land, and will enable the architects and officials to decide just where the building should be located.

08 Apl 1910 FX Herald, p. 3

Meeting of Board of Supervisors – A resolution was adopted...requiring the District of Columbia, when convicts are released from the workhouse near Occoquan, to provide transportation for them and send them beyond the limits of Fairfax county, instead of making the county the dumping ground for such undesirable citizens.

17 Jun 1910 FX Herald, p. 3

The Convict Camp The work house of the District of Columbia is to be removed next month to the vicinity [sic] of the valuable stone quarry near Occoquan, and four hundred prisoners are to be put to work quarrying stone for government use. Plans for temporary buildings in which the prisoners will be housed have been completed and some of the inmates will be sent soon to quarry stone for the foundation of these structures. They will also cut stone for the erection of a system of roads which will thread the government property. The convicts will be transported down the river in shifts on a boat purchased for the purpose. Extra precautions to prevent the escape of prisoners at the temporary quarters and while at work have been planned.

29 Jun 1910 Post, p. 14

PRISONERS GOING INTO CAMP - Workhouse Inmates Will Clear Off New Penal Site at Occoquan
- A party of 25 prisoners from the workhouse will leave that institution this morning over the Richmond, Fredericksburg and Potomac Railroad for Occoquan Station to begin the preliminary work of clearing off the grounds for the erection of the new District workhouse. The prisoners will live in tents, with camp kitchens, until temporary buildings are erected. Thereafter all the prisoners in the

workhouse will be transferred to the site and put to work.

02 Jul 1910 Post, p. 13

PROPOSALS ...furnishing the District of Columbia with one second-hand [sic] tug or barge, about 100 feet by 20 feet, in good condition as to hull, boiler and engine, suitable for towing stone barges and for carrying light freight and fifty passengers between Washington, D. C. and Workhouse at Occoquan, Va., water ballast tanks aft to vary draft between four and six feet desirable.

03 Jul 1910 Post, p. 6

BUILDING OWN PRISON – District Convicts at Work on Occoquan Stockade - IS LIKE VACATION TO THEM - ...The prisoners are going to build their own prison, and are hard at it now. The present pen which is being put up is but a temporary affair, and will be used only throughout the summer. By next winter permanent frame prison quarters will have been established about a mile and a half north of the present stockade, and there, as the years pass, the new permanent prison will be erected...The first installation of 27 prisoners went down from Washington last Tuesday... Only four of the present installment of prisoners are white men. The 27 convicts are serving terms of varying lengths for minor offenses...Ten guards watch over the prisoners...The men in striped suits eat and sleep, fell trees, hew them into shape, build roads, work in the stone quarry, and do all manner of stunts...A stockade 490 feet long and 116 feet wide has been laid out close by the edge of the Occoquan River. The spruce poles, set close together and rising to a height of 12 feet, were felled by the prisoners, trimmed into shape, and set up. These 12-foot poles will be closely strung with barbed wire forming an inner guards' corridor...On the inside, arrangements for the prisoners' camp are rapidly taking shape. Already the cook shack is up, as well as a sleeping tent and dining tent. When plans are complete there will be seven large tents. Four of them will be 125 feet long. Of these four tents, three will be used as sleeping quarters, while the fourth will be a combination cooking and eating tent. Two 40-foot tents will be used, respectively, one for a bath and one for hospital purposes. An additional 30-foot tent will be for the accommodation of the

guards...The bath will be equipped with a shower apparatus, and every detail for proper sanitation has been attended to. Water from springs, pure and abundant, is being piped into the reservation...The guards are particularly vigilant these days, as the wire has not yet been strung around the stockade, and the cool woods near by might look too inviting to the birds in the log cage...The camp, as laid out at present, will accommodate some 300 prisoners...This rustic prisoners' lodge...is only the beginning of the undertaking. By the time snow flies the permanent or semipermanent frame quarters will have been erected in the lot at the junction of Telegraph and Ox roads, where there is a clearing of some half a hundred acres. There, ultimately, the permanent prison will be built...Abundant work will be found for women convicts in the kitchen and in the doing of the innumerable household stunts which have to be done. Copyrighted photos are available online through the ProQuest database on the Fairfax County Public Library website.

12 Jul 1910 Post, p. 4

CONVICTS NOT HANDCUFFED - ...received a communication from Supt. W. H. Whittaker, of the District workhouse at Occoquan, Va...that a novel plan in handling prisoners had been inaugurated and successfully carried out...Supt. Whittaker advised Commissioner Rudolph that on Saturday last he had taken 50 prisoners from the workhouse to Occoquan without handcuffs or shackles. The men were walked from the penal institution in the southeast to Union Station in pairs. Before the march from the workhouse was started, Supt. Whittaker had a talk with the prisoners, telling them he would not handcuff them, trusting them to make no attempt to break away. The 20 guards were armed. The prisoners were delivered at Occoquan without trouble...Through the efforts of Mr. Whittaker the penal system of the District is to be reorganized. All convicts who have records for good behavior are to wear blue suits, and Mr. Whittaker believes that every man in the prison will work to win one...

05 Sep 1910 Post, p. 2

TRUSTY TAKES LEAVE – Fact That Recently Four Prisoners Get Away From the Stockade at Occoquan, Coupled With Murray's Flight, Is

Looked Upon as Part of Plan for a Wholesale Delivery.

30 Sep 1910 Post, p. 1

CRIME THEIR TOPIC – *American Prison Association’s annual meeting...Maj. William V. Judson said that one of the most interesting tasks that had fallen to him as a commissioner of the District of Columbia has been in connection with the establishment of two new penal institutions in the vicinity of Washington. Maj. Judson stated his conviction that the careful study given to the local situation by John Joy Edson and other unselfish citizens, has resulted in appropriate legislation and the formulation of a model plan. Hereafter, all but the long-term convicts of the District of Columbia will be confined upon large and healthy tracts of ground. Special attention will be given to cleanliness, and all the light and air possible will be provided. When mixed with good hard work at quarrying stone, brick making, clearing, and farming, these “luxuries” will hardly prove incentives to break into jail. These institutions, it is hoped, will soon be self-supporting. President Butler’s Address. Mr. Butler emphasized the enormous waste of “convict resources” now occurring in many parts of the United States through keeping prisoners in idleness or but partially employing them... “Whenever a new prison is to be constructed the authorities should buy ample land upon which to erect it-not less than an acre for every prisoner, counting the maximum population...agricultural prisons having been established in England, New South Wales, Prussia, Austria, Hungary, Switzerland, France, Russia, and Belgium. European labor colonies have much to teach us...The theory of parole seems to be gaining favor...Society must do its part in the rehabilitation of the prisoner...President Taft cautioned them against making prisons so comfortable as to furnish a motive for violating the law... “Such an association as this is an evidence of the growing civilization of the world,” continued the President, “especially since so many countries take an interest in the proper humane development and treatment of their criminals.*

01 Nov 1910 Post, p. 15

PROPOSALS - ...Furnishing and Erecting of a Complete Electric Lighting Plant for the Temporary Buildings of the Workhouse located at Occoquan...

17 Nov 1910 Post, p. 15

VERY FOND OF PICKLES. – “When Ah got tired of de place I done walked away, and dere warn’t no one to whistle after me.” – “Willie” Phillips, escapee describing lax security.

17 Nov 1910 Post, p. 15

LOCKED UP TO AVOID CRIME – Robert Hutchinson was arraigned in the police court yesterday, charged with vagrancy...The detective testified that Hutchinson, who had served time for various offenses, drifted into police headquarters Tuesday morning and asked to be committed to the workhouse until the winter had passed. He was afraid to trust himself in the cold weather, he said, feeling that the wintry blasts would drive him to crime...His wish was gratified by Judge Pugh.

12 Jan 1911 Post, p. 6

The Menace to Mount Vernon. – The District commissioners are now apprised of the nature and strength of the sentiment antagonistic to the location of a reformatory in the vicinity of the home and tomb of George Washington.

13 Jan 1911 Post, p. 14

PRISON CAUSE OF SUIT - ...Howe Totten, whose country home adjoins the workhouse tract, entered suit against the District for \$20,000, charging that his estate had been damaged to that extent...he declared that his family was in terror of the prisoners confined in the temporary workhouse and that he was forced to seek a summer home elsewhere...The little village of Lorton, which is the railroad station for the workhouse, lies in a beautiful rolling and well-wooded country. Land is not expensive there, and a number of citizens of Washington have in the last five years purchased tracts of land, built homes, and settled, with the intention of remaining, and have spent large sums of money in improving, painting, and fertilizing their lands. What is the situation today? Every one of those families pulled up stakes, shut up their houses, and departed, all since the advent of the workhouse, and their places are for sale without purchasers, with one exception, and that is the man who voluntarily offered his land for the

establishment of a penal institution in the neighborhood of his home. At first some of the farmers and other inhabitants of the neighborhood thought that this institution would be beneficial to them and their holdings, but they have slowly and sadly changed their minds. At least three prospective sales of farms in that section have been defeated because of the location of the workhouse... And what have been the other effects of this institution upon the people and the land? A few unskilled mechanics from the neighborhood have been employed as guards, and store and truck raisers have sold a small quantity of material to the workhouse officials... Quite the most serious feature of the system in vogue at the workhouse is the so-called honor system, putting the convicts on parole, or something similar, and sending them over the public roads, without any sort of a guard or keeper, in pairs and in large squads. It is not safe for a woman or child to travel unattended, and even the men go armed. The striped clothes of the convicts have been abandoned and the convicts clothed in a uniform and cap of cadet blue...

31 Jan 1911 Post, p. 1

MT. VERNON SACRED – No Penal Institution Within Ten Miles, House Votes. *By an overwhelming vote, 112 to 42, the House yesterday went on record in opposition to the plan of building a reformatory for the District of Columbia on the Belvoir plantation, a tract on the Virginia side of the Potomac about 3 ½ miles from the tomb of George Washington at Mount Vernon, and added the further restriction that no penal institution for the District should be located within 10 miles of Mount Vernon, wither in Virginia or Maryland, with the exception of a workhouse at Occoquan, Va., already in process of construction.*

03 Feb 1911 Post, p. 2

RIOT AT THE WORKHOUSE – *Eight negro prisoners in the District workhouse at Occoquan, Va., escaped early Wednesday night after causing a riot...*

06 Feb 1911 Post, p. 1

SMUGGLE IN LIQUOR – *William H. Kearfott Courts Inquiry by District Commissioners... - ...as it had come to my attention that whisky was being smuggled into the officers' quarters by the gallon*

and sold to certain members of the guard by one of the guards, who is believed to maintain a speakeasy or illicit base of whisky supply in the neighborhood of the camp...that whisky was being sold in the camp to members of the guard on and off duty and drunk by the men while on duty...a large bag of whisky bottles was found in the camp under one of the guard buildings...smuggled into the camp in small handbags, satchels, and suit cases. W. H. Kearfoot submitted his resignation from River Side Farm, Occoquan to W. H. Whittaker, Superintendent, D. C. Workhouse. Photo of William H. Kearfott and photo of the administrative staff of Occoquan Prison available online through the ProQuest database on the Fairfax County Public Library website.

07 Feb 1911 Post, p. 2

DENY TIPLING AT PRISON. – [Superintendent W. H. Whittaker denied charge that whisky was sold at the workhouse.]

07 Feb 1911 Post, p. 6

The Occoquan Experiment. – *The District workhouse camp at Occoquan had its inception in the humanitarian idea that the influences of outdoor life and greater personal freedom are more conducive to reform than close confinement...Seemingly the authorities took no thought of what would come from dumping a lot of men seasoned to city life into a vast forest and setting them at the heavy task of turning it into farm lands and building houses thereon. Nor was it apprehended that the changed conditions and the trying nature of their work might have a demoralizing effect on the employes. [sic]...Would it not be the part of wisdom to wait for better results at Occoquan before proceeding to establish a second District reformatory...*

15 Feb 1911 Post, p. 16

SAVE HEROES' GRAVES – Site of Proposed Brick Kiln for Workhouse Contains Bodies of Many Men Who Fought Lord Dunmore to Protect Martha Washington and Mount Vernon, It is Declared. *Vigorous protests were lodged yesterday with Commissioner Rudolph against erecting a brick kiln on the revolutionary burying ground recently discovered on the Occoquan River by a gang of prisoners from the Occoquan*

workhouse...Supt. Whittaker's proposal to remove all the bodies to another part of the forest and bury them in a mound has been met with bitter censure...The ground is located on a mound near the water's edge.

15 Mar 1911 Post, p. 1

RENEWS PRISON FIGHT – Totten Seeks to Force Strick Guard at Occoquan.- APPEALS TO SUPREME COURT – ...*Forty qualified voters and property owners have made affidavits that it is a daily occurrence for the superintendent of the prison to send large bodies of convicts out to work along the county roads wholly unguarded and unshackled; that this condition and the frequent escape of convicts constitute a dangerous menace to the lives and property, particularly the women, of the neighborhood...*

29 Mar 1911 Post, p. 10

PROPOSALS – *for the installation of two 100-horsepower "Economic" boilers at the Workhouse Site, Occoquan, Va.*

22 Apl 1911 Post, p. 16

WOMEN IN FEAR OF CONVICTS – Lorton Station Merchant Files Affidavit in Occoquan Case. *Mr. [Joseph M.] Springman, who is proprietor of a general merchandise store at Lorton Station, says the prisoners are permitted to traverse the roads in gangs between the workhouse and the railway station without guards, and that their "almost constant presence" is a menace to the women and children obliged to go abroad in daytime...Mr. Springman further complains that his business has fallen off considerable in consequence of the alleged conditions.*

02 Jun 1911 Post, p. 4

PROPOSALS – *for furnishing and installing steam-electric generating unit, switchboard, and feeder system at District of Columbia Workhouse, Occoquan...*

06 Jun 1911 Post, p. 10

PROPOSALS - ...*for furnishing and delivering ten mules for use at District of Columbia workhouse. Delivery to be made in Washington, D. C. Specifications and form of proposal may be obtained upon application to the Property Clerk.*

12 Jun 1911 Post, p. 8

PROPOSALS – *for furnishing and setting up complete laundry dryer, in the District of Columbia Workhouse at Occoquan, Va.*

14 Jun 1911 Post, p. 14

WOMEN IN NEW PRISON – District Will Transfer Female Convicts to Occoquan. – *Before July 1 woman prisoners now confined in the house of detention and the Washington Asylum will be cared for in new quarters at the Occoquan workhouse in Virginia... “The new arrangement will be of real benefit to the District,” said W. H. Whittaker, superintendent of the Occoquan workhouse. “We are planning to control the prisoners by moral suasion and fair treatment. The quarters provided are commodious and include an administration building, tailor shop, laundry, and two dormitories. “The women will do all the tailoring and laundry work for both institutions, and will also work in the gardens...”The transfer of women to the Occoquan quarters is an experiment which we feel sure will produce good results. We can accommodate about 125 prisoners, and every effort will be made to make them feel that we are trying to better their condition rather than to inflict punishment upon them.*

10 Aug 1911 Post, p. 4

PROPOSALS – *for furnishing and delivering one 18-h.p. double-cylinder locomotive traction engine, one 18-h.p. single cylinder return-flue traction engine, one eight-ton dump-spreading car, and two heavy hauling wagons, for use at D. C. Workhouse, Occoquan, Va.*

13 Aug 1911 Post, p. 32

NEW DISTRICT WORKHOUSE A JAIL MINUS BOLTS AND BARS – Institute Is the Only One of Its Character in the Country, and the System of Appealing to the Honor and Manhood of Prisoners Proving a Success – Soon Will Be Self-Supporting. [Note: Article describes buildings, farms, animals, ideals, etc. Photos available online.]

26 Mar 1912 Post, p. 10

BID ON NEW BRICK KILNS – *Eight firms submitted bids...for furnishing the District with 60 tons of fire clay and 300,000 fire bricks to be used in building brick kilns at Occoquan workhouse. [Names of bidders were provided in article.]*

24 Oct 1912 Post, p. 14

SEEK BOYS' FARM SITE – Charities Board May Put Reformatory Near Occoquan. – *Engineer Commissioner Judson, accompanied by the members of the Board of Charities, yesterday made an official inspection of the Occoquan workhouse... It is expected that the board will take under consideration the proposition of locating the boys' reform school on property near the workhouse, or on land belonging to the District which was purchased for prison use.*

19 Sep, 1913 Post, p. 2

START ON REFORMATORY – *First steps toward the erection of the proposed District reformatory were taken yesterday when the commissioners requested the Attorney General to begin condemnation proceedings to secure a plot of land near Occoquan as a site for the buildings. As a majority of the property owners concerned already have agreed upon a price at which to dispose of their holdings, the condemnation will be merely formal. The tract in view comprises about 1,500 acres. The Board of Charities is considering the type and cost of the buildings needed...*

31 Dec 1913 Post, p. 14

PAROLE TO PRISONERS – SHORT TERMS DON'T REFORM- Would Send Men to Occoquan on Indeterminate Sentence and Free Them According to Behavior- *In dealing with the construction of the new reformatory by the prisoners at the Occoquan, the report proposes that a building commission authorized in the District appropriations act ... examine the work of similar institutions and then proceed with the erection of such buildings are considered best adapted to the purpose.*

27 Feb 1914 Post, p. 14

CONDEMNS OCCOQUAN TRACT – *Land for a reformatory for the District, near Occoquan, Va., was condemned... Ten property owners were interested in the litigation. It was stated that all by two, Howe Totten and Mrs. Estelle B. Meade, had previously agreed to accept the price offered by the government...*

12 Apl 1914 Post, p. 35

GETS BIG OCCOQUAN TRACT – District Board Acquires 1,388 Acres by Condemnation Proceedings – *Title was acquired yesterday by the*

District commissioners to the 1,388 acres of land adjoining the Occoquan workhouse tract, which is to be used for the District reformatory for boys... There is an item in the District budget now before Congress of \$15,000 for improving the grounds. If that sum is appropriated it will be expended in building roads, fences, and making other improvements. Most of the tract is in second growth pine and some original forest growth of hardwood... In the next annual estimates the commissioners will provide for the money to build the reformatory buildings. Much of the building material, such as brick and stone, will be supplied from the workhouse by convict labor. Considerable timber will be cut from the tract.

09 Sep 1914 Post, p. 14

OCCOQUAN TO AID POOR – *Plans to make the excess produce of the workhouse farm at Occoquan available for the poor of the city at wholesale prices, even if they purchase in retail quantities, is the latest step in connection with the District's attempt to keep food prices down... This year the value of the produce and the dairy products combined will be about \$20,000. With the value of its products of all kinds, including those of the brick and stone-crushing plants, estimated at \$80,000 for the present year. Supt. Whitaker is confident that the institution soon will be [sic] self-supporting.*

24 Sep 1914 Post, p. 14

FAVORS PAROLE LAW - *...indeterminate sentence and parole... Stockades and all semblance of restriction for keeping the prisoners have been removed, and since this set has been taken there have been fewer attempts to escape... The report points out the need for an industrial railroad by which cost of handling materials and prisoners would be greatly reduced. Request is made for a permanent chaplain for the institution.*

25 Oct 1914 Post, p. 12

OCCOQUAN A GOOD FARM - *... bumper crops produced this season on the institution's farm. The amount of produce harvested and to be harvested greatly exceeds that of any previous year... Many vegetables, he says are still growing, and indications are that the inmates of the institution will be provided with green vegetables until late in the fall.*

20 Dec 1914 Post, p. ES16

Notes From the District Building *Commissioner Oliver P. Newman, who has been several weeks in the South making a study of penal institutions, with a view of using the data so collected in planning the new reformatory at Occoquan...*

23 Dec 1914 Post, p. 16

NEWMAN BACK FROM SOUTH *The studies were made preparatory to the formulation of plans for the new reformatory which is to adjoin [sic] the workhouse grounds at Occoquan, Va. Much of the time of the party was spent in Atlanta, where Federal, State, and municipal penal and correctional institutions were visited. Among other Southern cities visited was Richmond. Commissioner Newman says that the committee having in charge the drafting of plans for the reformatory hopes to take a forward step that has not yet been taken in any other part of the United States, and to produce a penal institution without stockades, locks, bars, punishment, silence, or other restrictions usually associated with such institutions. Considerable progress in this direction has already been made at the Occoquan workhouse, Mr. Newman pointed out.*

30 Dec 1914 Post, p. 14

DISCUSS OCCOQUAN ADDITION – *At the request of Commissioner Newman he [Whittaker] will put his suggestions in writing and will accompany them with pencil sketches of the buildings which he thinks will be best adapted to the needs of the reformatory. Commissioner Newman stated yesterday that the suggestion has been made to the commission that the two neighboring institutions be governed [sic] by one superintendent.*

31 Jan 1915 Post, p. S11

“FREE LIVING A CURSE.” *The term “officer” is no longer used at Occoquan, Mr. Whittaker said. The men are guarded almost entirely by long-term prisoners. The hired men and women are called “instructors.” The aim of officials, Mr. Whittaker declared, is to interest the men and women in their work and make all of them “trusties.”*

28 Feb 1915, Post, p. 9

WORK ON NEW REFORMATORY – *Work on the new District reformatory, adjoining the workhouse tract at Occoquan, Va., will begin tomorrow... W.*

H. Whittaker, superintendent of the workhouse, has been designated to supervise the work, which will be carried on almost entirely by workhouse labor. Practically all of the materials will be from the workhouse plants. Temporary frame buildings will first be erected on the 1,300-acre reformatory tract. It is planned to replace these within two or three years by permanent one-story brick buildings...The commission plans to construct an electric railway from the wharves through the workhouse tract to the reformatory...Many novel features will be introduced, such as the elimination of cells and bars.

28 May 1915 Post, p. 10

PROPOSALS - ...for furnishing and delivering twelve (12) mules for use at the D. C. Reformatory.

27 Jun 1915 Post, p. MS5

A Business Graduate – Coming home we stopped at the poultry yard of the District of Columbia workhouse. We inspected the place, and were amazed to see the number of chickens, all in apparent health. The brooder was divided into several compartments. In which chicks of various ages and sizes were kept. There were also some pullets and roosters in some of the places. Then there was pen after pen of chickens, the pens being enclosed with wire fencing...One of the men who looks after the chickens informed us that there were at least one thousand chickens...

15 Aug 1915 Post, p. R7

PUSH OCCOQUAN PRISON – To obviate the necessity of sending long-term prisoners to penal institutions in various parts of the United States, all possible effort is being made to rush the construction of the temporary quarters for the care of that class of convicts at Occoquan, Va. The 1,500 acres set aside for the site, are being rapidly developed by the force of workhouse inmates...already great progress has been made in the clearing of the site and the building of roads preliminary to the work of construction. An electric railroad from Occoquan Creek will soon be a reality, notwithstanding that ground must be leveled and tracks laid covering a distance of three miles. With the railroad in operation the work will be greatly facilitated, as the stone and brick to be used in construction is accumulating in great quantities

at Occoquan Creek, where the quarries are situated...the new reformatory at Occoquan will be a model institution...for the care of 600 prisoners...The ‘honor system’ is known not to be in favor, and while there will be an absence of bars and solitary confinement commensurate with the ideas of the local authorities, a governing hand will at all times be evident...According to present plans the temporary building for the case of prisoners will be ready for occupancy July 1 next, and long-term men, from terms of one year and one day up to life, will no more be transported...

10 Dec 1915 Post, p. 5

ARRAIGNS PENAL SYSTEM ...*The report points out marked progress in the development of agricultural and industrial activities at Occoquan. Milk valued at \$2,351.89 was shipped during the last fiscal year to the Washington Asylum Hospital. Pork beef, poultry and miscellaneous farm products were raised and consumed...*

10 Jun 1916 Post, p. 15

PROPOSALS – ...*for furnishing and delivering during the fiscal year beginning July 1, 1916, bituminous coal for use at D. C. institutions, Occoquan, Va.*

12 Nov 1916 Post, p. 18.

NEW RULE AT OCCOQUAN – District “Farm” to Work on Broader Reformatory Lines – Convict From Federal Prisons to Be Gradually Brought to the Virginia Institution. – *At present all those convicted in criminal courts in the District are sent to the Atlanta Ga.; Leavenworth or Moundsville, W. Va., penitentiaries, and there are about 700 such prisoners. For the present 200 or more will be brought to Occoquan in detachments. The others, including the women convicts at Moundsville, will be transported to Occoquan in the course of time. The first groups of convicts will be those doing short sentences. The Leavenworth prisoners were designated by the Attorney General’s office for transportation. They will first be engaged in work on the railroad to Occoquan.*

30 Dec 1916 Post, p. 1

SIX FELL PRISON GUARD *Handicapped by their leg irons...*

27 Jun 1917 Post, p. 2

TAKE 9 MORE “SUFFS” – *Nine more of Alice Paul’s suffragettes, who think they are proving the fitness of women for the ballot by displaying their own contempt for law and order, were caught in the police dragnet in front of the White House yesterday. This makes a total of 25 militants now in the toils, all charged with inciting unlawful assemblage... With the Occoquan workhouse and a “hunger strike” pleasant possibilities of the immediate future, the crowd at the Lafayette square headquarters of the Woman’s National party last night was inclined to be a bit proud of the record of the last few days... The suffragists had succeeded in forcing an unwilling police department to place them under arrest, they had gained an enormous amount of publicity and now the really big thing in the career of a suffragette – prison bars and a hunger strike – was in the prospect of consummation.*

18 Jul 1917 Post, p. 1

Chronology of Pickets From Original Arrests To Terms at Occoquan *July 14 – Sixteen arrested and sentenced to two months in the District workhouse at Occoquan, Va., yesterday.*

18 Jul 1917 Post, p. 1

SIXTEEN MILITANTS BEGIN 60-DAY TERM [See article and many more.]

12 Aug 1917 Post, p. 41

Here Are the Whispered Stories of “Stony Lonesome” You Hear at Occoquan... Irregularly placed in this forbidding region are 30 or more barely perceptible mounds. They are arranged with no particular idea of system... Saddest Graveyard in Three States

13 Nov 1917 Post, p. 2

Husbands Threaten to Pay Fines And Keep Picket Wives Out of Jail

29 Mar 1918 Post, p. 14

C. C. FOSTER MADE OCCOQUAN HEAD *...succeeds William H. Whittaker, who recently resigned, and will take up his duties April 1.*

09 Oct 1919 Post, p. 2

PLANS BIG MODEL JAIL AT LORTON – Superintendent Foster Submits Estimates for 29 New Buildings. – *Plans for the erection of twenty-nine permanent buildings at Lorton, Va., for the District reformatory where long term prisoners*

from Washington are confined, were submitted to the District commissioners Tuesday by Charles C. Foster, superintendent of the reformatory. The buildings would cost \$382,000, according to the plans the construction would be done by the prisoners under direction of C. B. Backus, constructing engineer. The report estimates that 4,000,000 bricks made at the District workhouse by prisoners will be used in the proposed new buildings... Superintendent Foster plans to make the group of buildings the "world's most advanced penal colony." Supt. Foster asked the commissioners...to complete the industrial railroad spur from the workhouse commissary to the line of the Richmond, Fredericksburg and Potomac Railroad...

27 Oct 1919 Post, p. 14

BROWNLOW HAS REST – *This small and muddy [sic] town, known principally as the location of the Lorton Reformatory, has housed commissioner Louis P. Brownlow for an entire week. Mr. Brownlow, it was learned today, is spending a much needed vacation at the home of Charles C. Foster, superintendent of the reformatory and workhouse at Occoquan...Next to the fine air, the fresh vegetables grown on the government's farm here have been of untold benefit to the commissioner's run-down system.*

16 Nov 1919 Post, p. 7

LABOR MEN AT PRISON FARM – *Vast stores of Virginia-cured hams, weighing 30 pounds or more, large flocks of chickens, herds of cattle and all other requisites of a modern farm, raised by inmates of the District penal institution at Lorton, Va...*

1920 Census

Ox Road – Beach, Verney O. (Renting) Officer DC Reformatory; Metzgar, Elma (Owns) Officer DC Farm

20 Oct 1920 Post, p. 4

Lorton Window Guards \$5,876. *A bid by the Columbian Iron Works to supply 90 window guards at the Lorton reformatory for \$5,876, and to complete the job in 80 days, was accepted...*

22 Jun 1921 Post, p. 14

NEW DISTRICT PENOLOGIST – *W. H. Moyer Succeeds C. C. Foster Whose Resignation is*

Accepted. *Charles C. Foster, superintendent of the workhouse, tendered his resignation yesterday and the commissioners approved the recommendation of the board of charities that William H. Moyer be appointed to succeed him. Mr. Foster was given leave of absence until July 20, and in the interim his duties will be discharged by M. M. Barnard, deputy superintendent.*

01 Nov 1923 Post, p. 5

RECOMMEND BARNARD TO SUCCEED MOYER – *M. M. Barnard, assistant superintendent of the District reformatory yesterday was recommended by the board of charities for appointment as superintendent of the workhouse and reformatory and of the Washington Asylum and jail, to fill the vacancy caused by the death of William H. Moyer...Mr. Barnard organized the reformatory at Lorton, Va., coming here in 1916, when he acted under direction of W. H. Whitaker.*

06 Aug 1924 Post, p. 8

BARNARD ASKS LARGER FUNDS FOR WORKHOUSE – *New Buildings, Steam Plant Urged; Superintendent Praised in Report. The heating plat at the District workhouse is in bad condition and the old boilers are worn out and dangerous...The kilns of the brick plant are in bad shape and will require an expenditure of \$10,000 for improvement...*

26 Aug 1924 Post, p. 2

VALIDITY OF OCCOQUAN TRANSFER QUESTIONED - *...This question has been raised numerous times since the national prohibition laws went into effect.*

25 May 1925 Post, p. 16

COOLIDGE TO GREET POLICE CHIEFS FROM 44 COUNTRIES TODAY – *... “This is the first time I’ve ever seen such a meal served and it is the first time I’ve ever seen a really successful jail without walls.” The delegates manifested an extreme interest in the improved cell system which has been installed at Lorton. The cells are so arranged that from a room at an end of the corridor all cells can be opened simultaneously or one can be opened while the others remain locked.*

30 Aug 1925 Post, p. 13

OCCOQUAN BRICK PLANT ONE OF BEST IN EAST *...annual report of Herbert R. Haar,*

construction engineer of the workhouse and reformatory... “The new brick-making unit was practically completed and ready for operation at the close of the year...In addition to common bricks and rough texture face bricks, hollow tile can be made...Introduction of the manufacture of hollow tile at the brickyard will effect a savings of at least \$400 on each dormitory building constructed. Operation of the new brick machinery with electric motor drive will effect a savings in coal...

22 Dec 1925 Post, p. 22

Prisoners to Receive Stockings of Gifts - ...Mr. Barnard has invited the employes [sic] of the institution and their families to be his guests at his home in Lorton New Year’s eve...

11 May 1926 Post, p. 1

PENAL CHIEF, HOUSE GROUP PASS BLAME FOR PRISON FLURRY - ...superintendent was telephoned...shackling prisoners who have escaped... “He has even cut the bars of his cell.” ...the chains are riveted on in a blacksmith shop...

15 Jun 1926 Post, p. 22

DISTRICT’S PRISONS DECLARED WELL RUN BY GRAND JURORS ...introduce certain industrial operations...Messrs M. M. Barnard, A. C. Tawse, general superintendent District of Columbia penal institutions, and superintendent of District of Columbia reformatory, respectively... “At Occoquan we found most of the prisoners quartered in temporary frame buildings of long standing, but in excellent sanitary condition, the women’s quarters, especially, being immaculately kept. This and the adjoining reservation – Lorton- are not inclosed [sic] by any means to prevent escape, the prisoners being on the honor system...At Lorton, where the long-term prisoners are sent, we found under course of construction a group of buildings of permanent character. These buildings are being constructed by the prisoners, the brick for which is made on the reservation. A central heating, lighting and cold-storage plant is under construction, with a suitable space for commissary stores... We found that the institutions are equipped with a considerable amount of machinery of various types for the manufacture of brooms, bricks, overalls and other garments. The bakery and kitchen are

equipped with modern machinery, as is the laundry. There is a plumbing shop and electrical shop...discovery of a small printshop, where all the stationery used at the institution is printed.

06 Oct 1926 Post, p. 6

LORTON REFORMATORY - Capt. M. M. Barnard in his annual report shows that he has been seeking under adverse conditions to hold to the true aim of a correctional institution in his administration of the District Reformatory at Lorton. The aim is that of salvaging unfortunates and derelicts. He has sought to make them useful and law-abiding. He has given the men training in trades, so that they might go back into the walks of life properly equipped to make headway honestly...All the good work at Lorton is in jeopardy because of a "growing tendency on the part of some to make a manufacturing center of the reformatory."

22 Dec 1926 Post, p. 22

Occoquan May Make Auto Tags of District Delay in the shipment of automobile license tags, which necessitated permitting motorists to use 1926 tags during all of next month, has caused the commissioners to canvass the possibility of the District manufacturing its own tags in the workhouse at Occoquan. Capt. M. M. Barnard, superintendent of the institution, has been instructed to report on the probable cost of installing machinery and the availability of labor.

23 Dec 1926 Post, p. 6

HOMEMADE AUTO TAGS.

16 Mar 1927 Post, p. 22

WORKHOUSE TO MAKE AUTO TAGS FOR 1928 The District commissioners yesterday adopted a new type of automobile license tag to be manufactured at the workhouse, at Occoquan, for use in 1928. Instead of 6 by 15 inches, it will be 6 by 13 inches in size. It will have black numerals on a chrome yellow background and will have no border. Instead of "Dist. Col.," it will bear the legend "Dist. Columbia."

24 Jul 1927 Post p. 6

PRISONERS PROVING ADEPTS AT MAKING DISTRICT AUTO TAGS [Article describes process – Refer to ProQuest database on the Fairfax County Library website]....*Prospering under its boasted*

“honor system” the Occoquan reformatory raises enough vegetables on its 1,600-acre farm to feed its consignment of District prisoners, and is now completing a cannery to conserve its overproduction for the winter months. Workhouse officials also plan to supply the District jail and other District institution with canned goods. A foundry is also in stage of construction on the reservation. Tons of scrap metal, consisting largely of obsolete street lamp posts, have been shipped by boat to Occoquan by the District Government. When the foundry is complete these will be transformed into fire hydrants, sewer tops and lamp posts of new design...

31 Jul 1927 Post, p. 11

Model Hog Farm Kept By Trusty at Occoquan – Shirley Cockrell... Then they gave him a “hog ranch,” with 98 acres of land and a little whitewashed farmhouse he might virtually call his own... last year, Shirley smoked and cured 25,000 pounds of pork. The ranch is nearly a mile from the workhouse proper.

11 Aug 1927 Post, p. 8

STYLE OF CAR TAGS HANGS IN BALANCE FOR ISSUE OF 1929 – *Whether 1929 automobile license tags shall be numbered as at present, with letters preceding the serial numbers, or whether the former system of running the numbers up to more than 100,000 without letters, hangs in the balance.*

02 Sep 1927 Post, p. 8

REFORMATORY INDUSTRY REPORTED ON INCREASE – *Lorton Institution and Occoquan Workhouse Power Plant Overtaxed. Industrials have been developed in connection with the reformatory at Lorton and the workhouse at Occoquan to such a point that the central power house is overtaxed... The automobile license tag machinery was installed during the last fiscal year... A building was erected to be used as a canning factory for utilization of the farm products of the institutions, and work on the foundry was described. The industrial railroad to connect the institutions with the R. F. & P. Railway near Pohick was nearing completion, the report stated. At the brick plant 4,283,000 bricks were made during the year, and a clay storage shed with capacity of 60 days' supply of clay, so that operations may be*

uninterrupted in winter and stormy weather. The report said: "With the establishment of additional industries, our central power plant is taxed almost to maximum capacity. It is therefore essential that a careful study be made of the power and lighting requirements throughout the entire installation so as to distribute the load more evenly over the 24-hour period. I wish to emphasize the need for operating motors connected with pumping and ice making at night." Need was noted for a better water supply.

28 Jul 1931 Post, p. 4

Penal Report Hits District In One Respect, Peak Says – Occoquan Workhouse manages to keep its inmates busy in its brick plant and farm, while the Lorton Reformatory has a foundry, automobile tag plant, a laundry, where all Government linen is laundered, a tailor shop and a large orchard.

09 Sep 1931 Post, p. 4

Commission Lets Lorton Contracts The Ban Dorn Iron Works Co., of Cleveland was given the job of building two cell houses...and the Buckingham Virginia Slate Corporation, of Richmond, Va., was awarded a slate roofing contract...

29 Jun 1932 Post, p. 16

Lorton Contract is Awarded A contract for furnishing and installing certain plumbing in two cells of the new buildings at the District Reformatory, Lorton, Va., was awarded...to Cullen, Inc. of Norfolk, Va...

04 Oct 1932 Post, p. 16

DISTRICT ARCHITECT TELLS YEAR'S WORK
- ...At the District Reformatory the school and hospital building was constructed and the foundry building was almost completed. Two of the four buildings to be known as the wall group, in which the unruly prisoners will be held, were finished, and one was equipped as a knitting mill, while the other was equipped with 50 one-man cells. A dormitory was completed at the workhouse.

02 Dec 1932 Post, p. 3

Convention Denounces Prison Manufactures The resolution protested particularly against "the policy of the Lorton (Va.) Reformatory employing prisoners on skilled labor."

- 18 Dec 1932 Post, p. 27 Building Permits – *The District government was issued a permit last week...to build a brick foundry at the reformatory at Lorton, Va.*
- 29 Dec 1932 Post, p. 13 Proposals - *...furnishing road sign and marker enamels for use by the D. C. penal institutions, Lorton, Va.*
- 25 Feb 1933 Post, p. 18 SECOND DEFICIENCY MEASURE REPORTED FOR HOUSE’S ACTION - *...Appropriation of \$90,000 to build a heating plant for the District Workhouse at Lorton, Va.*
- 02 Mar 1933 Post, p. 1 SENATE’S FINAL BALLOT ON D.C. BILL DUE TODAY – *In approving the \$46,000 working capital fund to continue workhouse industries in operation at Lorton, VA., the Senate adopted an amendment by Senator Bingham limiting sale of these prison-produced products to the Federal and District governments.*
- 16 Apl 1933 Post, p. R3 Building Permits – *The District government was issued a permit last week...to build a one-story brick assembly hall for the District Workhouse at Occoquan, Va.*
- 29 Jun 1933 Post, p. 20 \$22,716,500 IS ASKED FOR DISTRICT UNDER RECOVERY MEASURE - *...to complete construction at District Workhouse and Reformatory, \$600,000.*
- 09 Jul 1933 Post, p. 22 Riot Crushed, Police Still Guard Lorton - *...Meanwhile A. C. Tawse, resigned official and costorm center of the prison trouble with Barnard, spent most of the day sitting on his cool porch several hundred yards from the prison dormitories. Tawse indicated that the [sic] would shortly make preparation to move to Washington, where he said he would “live like a gentleman.” The pleasant dwelling he occupies now is one of the oldest structures in northern Virginia and once was the hunting lodge of Lord Fairfax, early colonist leader. Barnard’s home, a handsome, almost pretentious place, is about a mile down the road from the Lorton reformatory. It is about half-way between the reformatory and the workhouse, where prisoners for lesser offenses are confined...*

17 Jul 1933 Post, p. 1

Rebellion and Incendiarism Are Fear as Heavy Guard Keeps Vigil Around Lorton – Superintendent Resigns Under Accusations of Starting Trouble – ...*The rebellion is expected when the criminals get news of the resignation of Supt. A. C. Tawse, who is accused by Capt. M. M. Barnard of fomenting the mutinous acts of the prisoners...Tawse complained in his resignation that he had not been given a free hand. On the other hand, Barnard accused Tawes of violating rules of the prison by taking prisoners to visit relatives in Washington, and ingratiating himself with the prisoners...food demonstrations...Over in Capt. Barnard's house...The irony of the situation is that Capt. Barnard is threatened with engulfment by his own concept of penology, which is, that humanitarianism is more effective than brutality as a crime deterrent and as a penalty for transgression. That is why there are no bars on the doors...Capt. Barnard seemed tired as he sat with reporters on the spacious veranda of his white, wood home, a little more than a mile from the reformatory...If there is any outbreak, it may mean the end to Capt. Barnard's humane treatment of the prisoners.*

19 Jul 1933 Post, p. 20

Lorton to Get New Stockade For Jail Rebels – Board Orders 25-Ft. Brick Structure; *A large crew of "good" prisoners shortly will begin construction of a 25-foot brick stockade at Lorton Reformatory, inside of which future "bad" prisoners will be housed. This project, affecting a 10-acre tract at the district's model penal institution in nearby Virginia, was approved yesterday at a meeting of the Board of Public Welfare. Bricks made at the Occoquan Workhouse, another District penal institution, will be used in building the prison citadel...Normal routine was declared almost reached at Lorton yesterday...Forty-six remaining recalcitrants in the recent near-out-break there will be transferred shortly under heavy guard to the Federal penitentiary at Lewisburg, Pa. The methods of Capt. M. M. Barnard in restoring peace at Lorton was approved...It was decided to recommend deferment of appointing a successor to A. C. Tawse, resigned superintendent, until Barnard finally had completed his reorganization...Judge Doyle said the brick wall will be erected instead of an iron fence with brick*

foundation formerly expected. He said Capt. Bernard had pointed out that a surprise attack by jail-breakers, armed with rifles and shotguns, could command the inside of such a tract through bars, but could not through a brick wall...Two guards constantly will pace the tops of the walls surrounding the separate prison being erected for malcontents.

31 Jul 1933 Post, p. 5

Col. Peak Seeks Lorton Job To Escape 12 Executions The vacancy at Lorton was caused by the resignation of A. C. Tawse during the mutiny a few weeks ago.

20 Aug 1933 Post, p. R4

Building Permits – ...a \$25,000 story-and-a-half brick officers' quarters in connection with the District ware-house at Occoquan, Va.

30 Dec 1933 Post, p. 24

Lorton Additions Will Start Soon – CWA Workers to Build New Dormitories. – Construction of six temporary buildings at the District Reformatory, Lorton, by Virginia CWA workers will probably start next week...The Virginia CWA board approved the proposal of the District Commissioners the buildings be constructed with CWA funds and Fairfax County unemployed.

31 Dec 1933 Post, p. 9

CWA to Build Six Barracks At Reformatory – Six barracks will be built at the District of Columbia Reformatory at Lorton, Va., with Civil Works Administration funds...and will give employment to approximately 200 Fairfax County men.

31 Dec 1933 Post, p. F4

Construction In Capital Rises to \$70,000,000 – District government shop at Occoquan, Va., \$30,000...District government dormitory for workhouse at Occoquan, Va., \$25,000...District government heating plant at Occoquan, Va., \$80,000...

05 Jan 1934 Post, p. 2

Lorton Prison Funds Sought – Hazen Told \$360,000 Is Needed for Buildings to End Overcrowding. – Capt. M. M. Barnard, superintendent of District penal institutions, yesterday reported to Commissioner Melvin c. Hazen that \$360,000 is needed to complete construction of buildings at the reformatory in Lorton, Va...Capt. Barnard recalled

that \$300,000 was appropriated for the project in two equal appropriations in 1931 and 1932 and stated that \$18,781.80 remains unexpended at this time. Four buildings have been completed and a fifth is under construction, and a fifth of the surrounding wall has been built. The \$360,000 is needed to complete the walls and the fifth building, provide equipment, complete tunnels and extend water, sewer and electric lines. Construction of four dormitories and two officers' quarters has already been started as a CWA project to relieve overcrowding pending completion of the new buildings.

28 Jan 1934 Post, p. 17

Prisoners' Fare Costs Twice That of Pupils At Lorton Reformatory and Occoquan Workhouse, the 26-cent cost includes produce and dairy products available on the District reservation and produced by prison workers.

29 May 1934 Post, p. 19

PROPOSALS Sealed proposals will be received...for furnishing and installing 12,000 pieces of roofing slate on buildings located at the D. C. Workhouse, Occoquan, Virginia.

18 Jul 1934 Post, p. 2

Wall at Lorton Held Big Need – Board Committee Finds Quelling of Revolt Was Just Luck. ... "extreme necessity" of a wall around the Lorton cell block...to build the wall as well as an administration building and a mess hall. We are just plain lucky that the revolt last year...prisoners didn't break out...

26 Apl 1936 Post, p. M8

Col. Peak Made Lorton 'Estate' A Model Prison – No Walls at Institution, and No Escapes Since '34; Overcrowding Cited. – Once they called it a prison "country club"-rolling acres of unwalled and unguarded fields and woodland – where special privileges dominated all efforts at discipline. Today, the District Reformatory at Lorton, Va., Washington's major penal institution, is a thriving industrial [sic] center, ruled by iron-clad regulations and strict supervision...But now, under the brief regime of Col. W. L. Peak, superintendent, the Lorton Reformatory is, in every sense of the work, a prison – a prison founded on modern methods of operation where law is law and woe to

the lawbreaker who steps from line...At prison gates, a guard approaches...Peak, incidentally, is awaiting appointment as general superintendent of District Penal Institutions, succeeding [sic] Capt. M. M. Barnard, now long past retirement age after 20 years of service...Uniformed guards bark commands. And these uniformed guards are something new at Lorton. When Peak first arrived, guards were not uniformed. They dressed in old work clothes. "Why, you could hardly tell them from the prisoners," said Peak...From a window of the huge mess hall...there is a long vista of the surrounding countryside. There is no evidence of a wall – no barrier to bar escape. Nothing but fields and hills. In the past, a prisoner could walk almost unnoticed from the reservation. But Peak has put a stop to that. He has erected seven guard towers at strategic points around the prison grounds...Leaving the mess hall, there appears a long, low building with sunlight streaming in large, open windows. This was once known as the "bankers" porch. Here, G. Bryan Pitts, Washington broker convicted of embezzlement, and other "prominent" prisoners, enjoyed special privileges – radios, comfortable beds, orderlies to jump at their command. All this has been abolished by Peak. These men – convicted bankers, wealthy bootleggers, so-called big shots- are now quartered in dormitories with other prisoners. There are no favors granted...The foundry works – A model factory where molten iron is transformed into equipment for the District – fire boxes, police call boxes, manhole tops, lamp posts...The tag plant – Here auto tags for the District are turned out by the thousands. Highway markers and traffic signs also are made. The tailoring shop and knitting mill – New equipment, operated by prison labor, turns out complete suits of clothes, overalls, and prison garb. Socks and underwear are knitted by machine....He estimated that 150 suits were made last year. These were given to each prisoner upon his release. ..The broom and brush shop – Every kind of broom, from street cleaning to whisk...The print shop – All prison printing and odd jobs for the city are turned out in expert fashion. The canning factory – Hundreds of cases of canned goods, from products

grown on the reservation, are shipped each year to District institutions. The laundry – All laundry work for the District – Police and Fire departments, schools, libraries, etc...In addition to all this, there is a school where inmates may received academic courses under a competent educational director; a dairy with 150 head of cattle; a railroad covering 5 miles of the reservation; a large orchard and complete hospital.

20 Aug 1936 Post, p. X1

Welfare Unit Asks 40 Pct. Budget Boost - ...The Workhouse and Reformatory requested 131 new employes [sic], from a second resident physician down...In addition they allowed \$80,000 for 56 new positions to place the institutions on a standard working-hour basis with a 26-day annual leave...The permanent building program costing more than \$500,000 accounts for the major remaining part of the increase. This would include a new cell block at \$35,000; completion of the women's buildings, \$74,000; a receiving department, dairy barn, two poultry buildings, storage house and garage at the Workhouse, \$36,000; three dormitories, tuberculosis hospital, industrial building and storage shed at Reformatory, \$124,000, and two officers' residences and plans for future building at both institutions, \$11,400.

17 Oct 1936 Post, p. X22

Proposals – furnishing in place certain structural metal work in mess hall building in the walled enclosure at the D. C. Reformatory, Lorton, Va.

25 Oct 1936 Post, p. M11

Fairfax D. A. R. Pays Lindsay Tribute Today – Chapter to Dedicate Grave Marker for Colonial Hero and Wife. Their graves [William Lindsay, d. 1792, and Ann Calvert Lindsay, his wife] were marked with sandstone slabs. But time and the elements erased the markers and the Lindsay graves remained forgotten ...The original Lindsay home on Laurel Hill, part of which is still standing, now is part of the Lorton Reformatory reservation, and occupied by Col. William Peak, reformatory superintendent, and members of his family. Additions and improvements have been made, but two original rooms of the old structure remain the same. It was known that William Lindsay was

buried near the famous house, but exact location of the grave had been lost in the dim past. Through efforts of D. A. R. historians, Mrs. Theresa Davis, who lived on the plantation as a child, was taken back to her former home. Although nearly blind, Mrs. Davis walked to a group of trees on the edge of the knoll and identified the location... Tradition through the years had established nearly every home in the Lindsay family atop a hill. It was with this in mind that William Lindsay chose the location of the house where he died... Ann Calvert Lindsay was noted for her devotion to Laurel Hill. Her hobby was beautiful flower gardens. To this end, she spent tireless hours beautifying grounds around the house... And it was behind one of Grandmere's gardens, on the crest of a sandy knoll, where the family burial plot was finally located. William Lindsay was the first adult to be interred on this spot. Around him were the final resting places of Hierome Lindsay, his second son, who also served in the Revolution; Opie Lindsay, of the Mount, brother of William, a dispatch carrier in the Continental Army, and several other members of the Lindsay family... Sarah Lindsay Triplett, third daughter of William and Ann... John Lindsay, 19-year old son of William and Ann, died before his twentieth birthday... Thomas Lindsay, another son... Capt. M. M. Barnard, general superintendent of District Penal Institutions will welcome guests...

12 Jun 1937 Post, p. 19

Dr. Hornbaker Funeral Rites Set for Today - ...before going to Occoquan in July, 1910, three months after the District acquired the site for a workhouse. In 1916, when Lorton Reformatory was opened, his duties were extended to include cases among the reformatory prisoners. Dr. Hornbaker lived with his wife, Mrs. Clarke Hornbaker, and his family in a house on the prison reservation.

14 Aug 1937 Post, p. 1

63 Pct. Boost For Welfare Budget Asked - ...\$559,350 for additions to the workhouse and reformatory.

02 Dec 1937 Post, p. 1

Tents Sought For Overflow At Workhouse – The workhouse is close approaching its all-time record. We are taking steps to secure the loan of tents to

house the population here. Double-decker beds are being used in the workhouse dormitories.

07 Dec 1937 Post, p. 15

Collins Inspect Reformatory and Lauds Huff Work - ...new general superintendent of penal institutions, Ray L. Huff... “no question” new reformatory buildings are needed.

06 Jan 1938 Post, p. X1

“Economy” Estimate One of Greatest Ever Sent to Congress - ...The Workhouse and Reformatory were allowed 24 additional employes [sic]...The Budget Bureau put in \$45,000 to resume construction of the walled enclosure started several years ago, but halted last year.

09 Jan 1938 Post, p. M14

Hospital Unit For Women at Occoquan Hit – The hospital for women at Occoquan Workhouse “is a firetrap and is inadequate as to size, equipment and personnel,” Ray L. Huff, superintendent of penal institutions, reported to the Board of Public Welfare yesterday. An old one-story wooden building, until recently used as a joint hospital, dormitory and control house, has been converted into a hospital, he said, but still lacks provisions for isolation of contagious cases. This small improvement has been made possible in the last week by the transfer of women prisoners to two new brick dormitories, he said...Pending appropriation of funds to build a new hospital, Huff hopes to find space in another wooden dormitory for the regular hospital, leaving the present “firetrap” for use as an isolation ward.

20 Dec 1939 Post, p. 28

Bids and Proposals - ...for furnishing and installing certain steel windows and operators in Building No. 6 (Cell House) in Walled Enclosure at the D. C. Reformatory, Lorton, Virginia.

16 Dec 1949 Post, p. 18

Fruitless – 600 Weary Apple Trees to Get Ax – The District Commissioners yesterday approved the chopping down of 600 old nonbearing apple trees at Lorton Reformatory in Fairfax County. Donald Clemmer, director of the Department of Corrections, pointed out he had taken down 600 other unproductive trees last winter without going to the Commissioners. But “someone in the neighborhood” had reported it to the General Accounting Office, and the GAO investigated...To

back up his request, Clemmer submitted figures to show the orchards at the reformatory have been a "dismal failure." They have lost money in four of the last five years. The land will be devoted to "more productive agricultural enterprises, Clemmer said. There will be 2000 apple trees left.

27 Feb 1956 Post, p. 1

Girl Escapes Abductor Near Lorton - ...50 yards from the home of William T. Berrett; on Route 642 across from the Reformatory...picked up the fugitive's trail shortly before midnight in a 100-acre apple orchard on the Reformatory grounds...

07 Sep 1967 Post, p. B1

Corn Grows Tall at Lorton Workhouse The corn grows tall at the D. C. Workhouse at Lorton and the Department of corrections has a \$4 check to prove it. That was the size of the check the Department received yesterday from the Prince William county Fair in Manassas. Half of it represented first prize for the tallest stalk of corn – 13 feet, 6 inches- at the Fair. The other half was first prize for the Workhouse entry of "the best" alfalfa. Credit goes to Eugene Barrett, who is in charge of raising food for the workhouse inmates, Department officials said. Barrett also raises corn and alfalfa as winter fodder for the Workhouse farm's cattle, they said.

25 Dec 1980 Post, p. B1

Slayer, 19, Flees Lorton As Guard Fires 14 Shots The incident marks the first over-the-wall escape in four years for the Lorton reformatory, which this fall suffered a two-day walkout by prison guards protesting staff shortages and layoffs ordered by the District government...According to a prison spokesman, Roberts stole out of his medium security dormitory before dawn yesterday and crept about 200 yards across an adjacent exercise field to the 10-foot fence, topped with barbed wire. The spokesman, Douglas Stempson, said 26 correctional officers were on duty watching Lorton's 1,300 prisoners at the time, but that Roberts was not detected until he reached the top of the fence because a heavy blanket of fog covered the area.

x

Abbreviations

AX	City of Alexandria
CF	City of Fredericksburg
cff	Chancery file folder
CR	Court record
DB	Deed book
FX	Fairfax County
LN	Loudoun County
OB	Order Book
OR	Official Records of Civil War
Post	ProQuest Historical Newspapers The Washington Post (1877-1990)
NN	Northern Neck grant
PW	Prince William County
WB	Will book
WC	Westmoreland County

APPENDIX H. BIBLIOGRAPHY

- Brown-Blodgett Company, 100 Small Houses of the Thirties, Dover Publications, Inc.: Mineola, NY, 2005. [Note: Reproduction of The Book of 100 Homes, Which Contains the Designs and Floor Plans of One Hundred Homes: Bungalows, Cottages, Two Story Homes and Duplexes, Brown-Blodgett Company, St. Paul Minnesota, 1936.]
- Calloway, Stephen and Elizabeth Cromley, The Elements of Style, Simon & Schuster: New York, New York, 1996.
- Hull, Brent, Historic Millwork, John Wiley & Sons, Inc.: Hoboken, NJ, 2003.
- Jefferson, Stuart, "The Lindsay's of Laurel Hill", as compiled from research by Mary Oakey, et all.
- Kidder, Frank E., D.E., Ph.D. and Harry Parker, M.S., Kidder-Parker Architects' and Builders' Handbook, John Wiley & Sons, Inc.: New York, 1936.
- Linoff, Victor M. (ed.), Universal Millwork Catalog 1927, Dover Publications, Inc.: Mineola, NY, 2003. [Note: Reproduction of Universal Design Book No. 25 on Builder's Woodwork, Universal Catalog Bureau, Dubuque, Iowa, 1927.]
- McAlester, Virginia and Lee, A Field Guide to American Houses, Alfred A. Knopf, Inc. : New York, 2002.
- McGhee, George C., "George Washington's Trusteeship over the Estate of the Reverend Dr. Charles Green", <http://www.aps-pub.com/proceedings/1434/McGhee.pdf>. July 28, 2006.
- Mitchell, Beth, Fairfax County Road Orders 1749-1800, Virginia Transportation Research Council: Charlottesville, VA, June 2003.
- _____, District of Columbia Workhouse and Reformatory National Register Nomination, John Milner Associates, Inc.: Charlottesville & Alexandria, VA, September 2005.
- _____, "History of Pohick Church", <http://www.pohick.org/cgi-bin/print2.pl>
- _____, Laurel Hill: Contributing Structures Analysis Report, EDAW, Hickok Warner Fox, Architects and John Milner & Associates, March 2003.
- _____, "What Is Asbestos?", <http://www.asbestoresource.com/asbestos/tile.html>, 9/8/2006.

Ramsey, Charles George and Harold Reeve Sleeper, Architectvral Graphic Standards,
John Wiley & Sons, Inc.: New York, 1950.

Sear, Roebuck and Co., Fall and Winter 1933-34, No. 167, Kansas City, 1933.