



50+ Community Survey

for Fairfax County and the Cities of Fairfax and Falls Church

Trina Mayhan-Webb, Fairfax Area Agency on Aging
Department of Family Services

Michelle Gregory, Data Analytics
Office of Strategy Management

May 14, 2019




Connect, Create, Contribute

- Encourage an **aging-friendly community**
- **25%** of Fairfax County residents are 50 and over
- Older adults provide valuable community contributions



Quality of Community



- **91%** rated Fairfax County as an excellent or good place to live



- **62%** reported they are very likely or somewhat likely to remain in Fairfax County throughout retirement

Background

- Administered by National Research Center, Inc.
- Collaborative effort across multiple agencies
- **4,777** completed surveys (22% response rate)
- Outreach efforts – ICMA recognition



Demographics of Survey Respondents

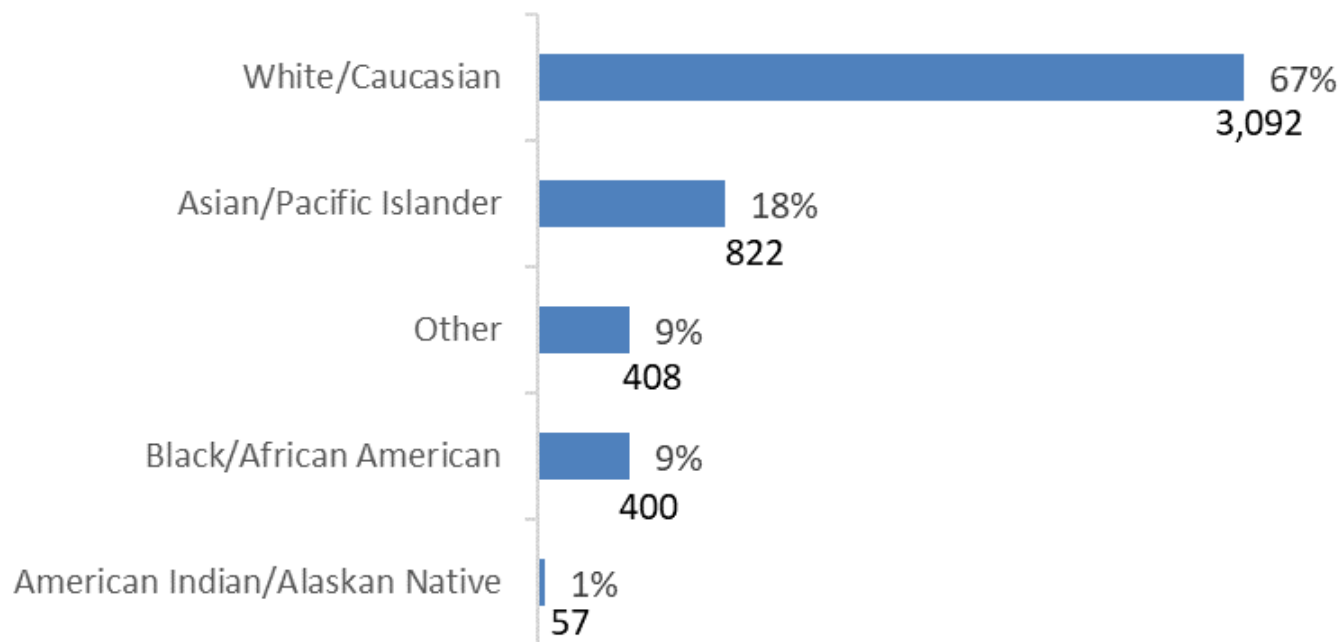
Demographic Comparisons

Race/Ethnicity	County Demographics	50+ Survey
White/Caucasian	61%	67%
Asian/Pacific Islander	20%	18%
Black/African American	10%	9%
Other	9%	9%
American Indian/Alaskan Native	0.3%	1%
Hispanic or Latino	16%	13%

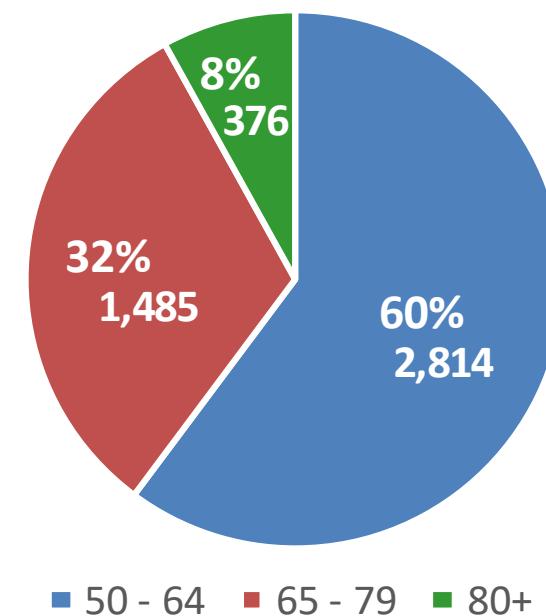
**Total may exceed 100% as respondents could select more than one option and/or due to rounding.*

Demographics of Survey Respondents

Race



Age



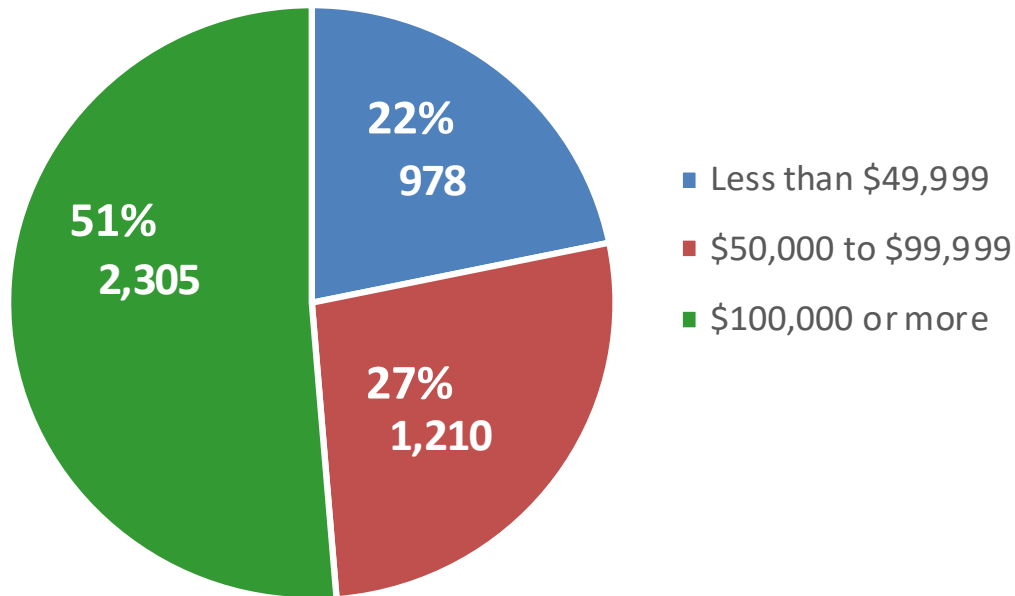
*Totals may exceed 100% as respondents could select more than one option.

***13%** (or 622) of respondents reported Hispanic/Latino origin

Survey Respondent Profile


- **51%** earn > \$100,000

Expected 2019 Household Income



- **64%** lived in County > 20 years
- **72%** own their home
- **49%** work full-time

Community Characteristics



85% rated fitness opportunities as excellent or good



13% rated the cost of living as excellent or good



62% rated overall services to older adults as excellent or good

Problems Faced by Older Adults

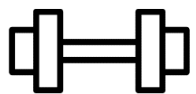
Major or Moderate Problems



33% - Not knowing what services are available to older adults



29% - Feeling like your voice is heard



19% - Staying physically fit

Other Prominent Problems



19% - Finding work in retirement



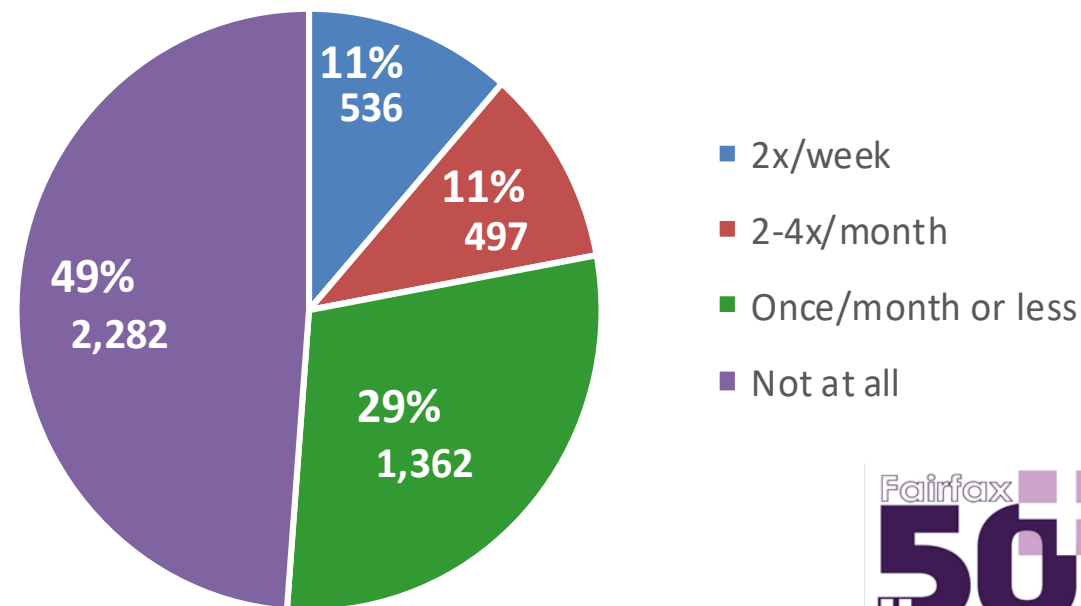
18% - Finding affordable health insurance

Activities and Engagement

- **25%** attended a local public meeting in the last year
- **91%** never participated in a civic group
- **67%** never volunteered their time
- **85%** usually or always voted in local elections

- **51%** used public transportation

Public Transportation Use in Last 12 Months



Next Steps

- Finalize full report
- Implement communication plan
- Review results with county and community stakeholders
- Plan for focus groups to further inform future planning



Questions?