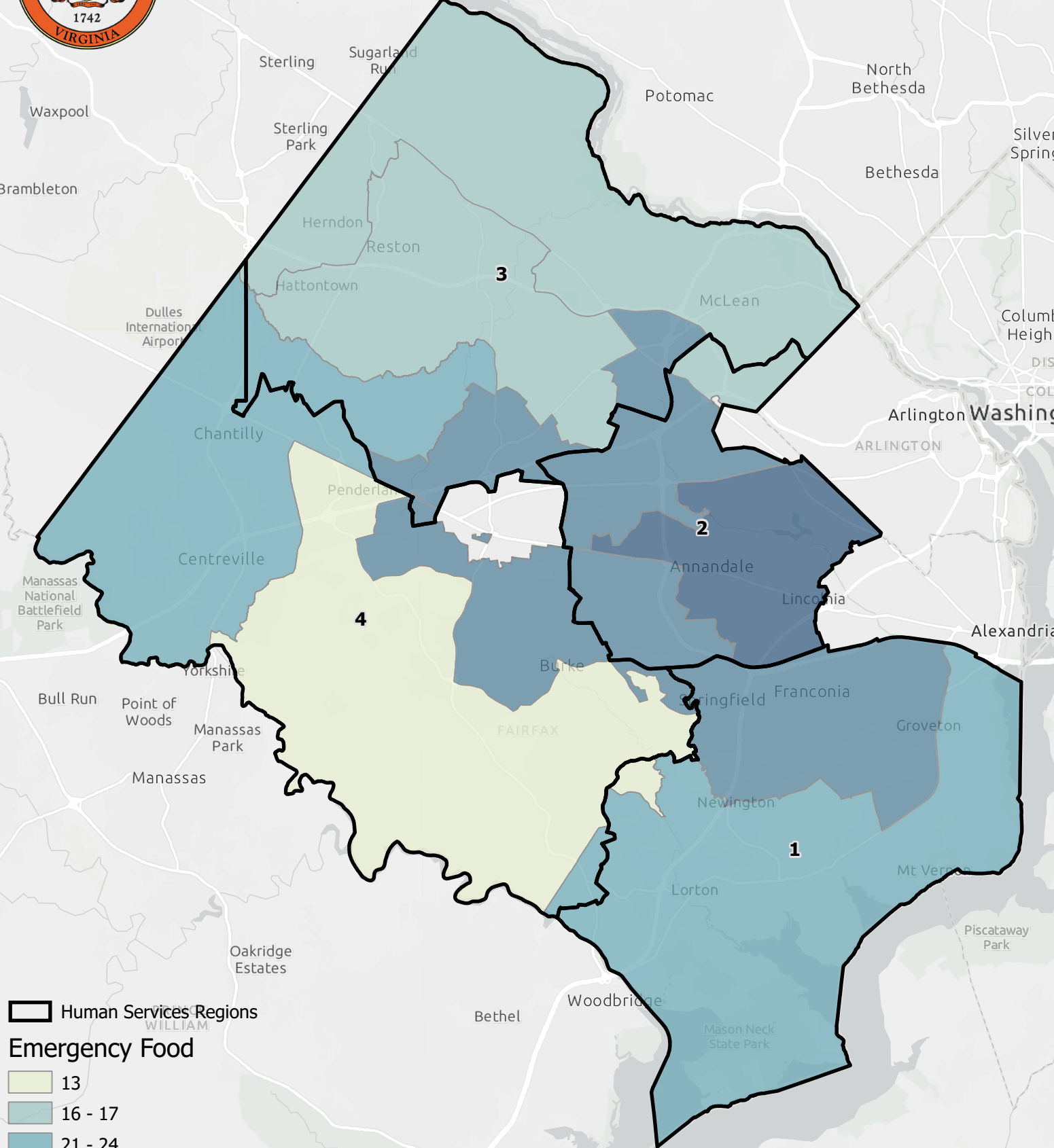







# CSP Contacts: Emergency Food



 Human Services Regions

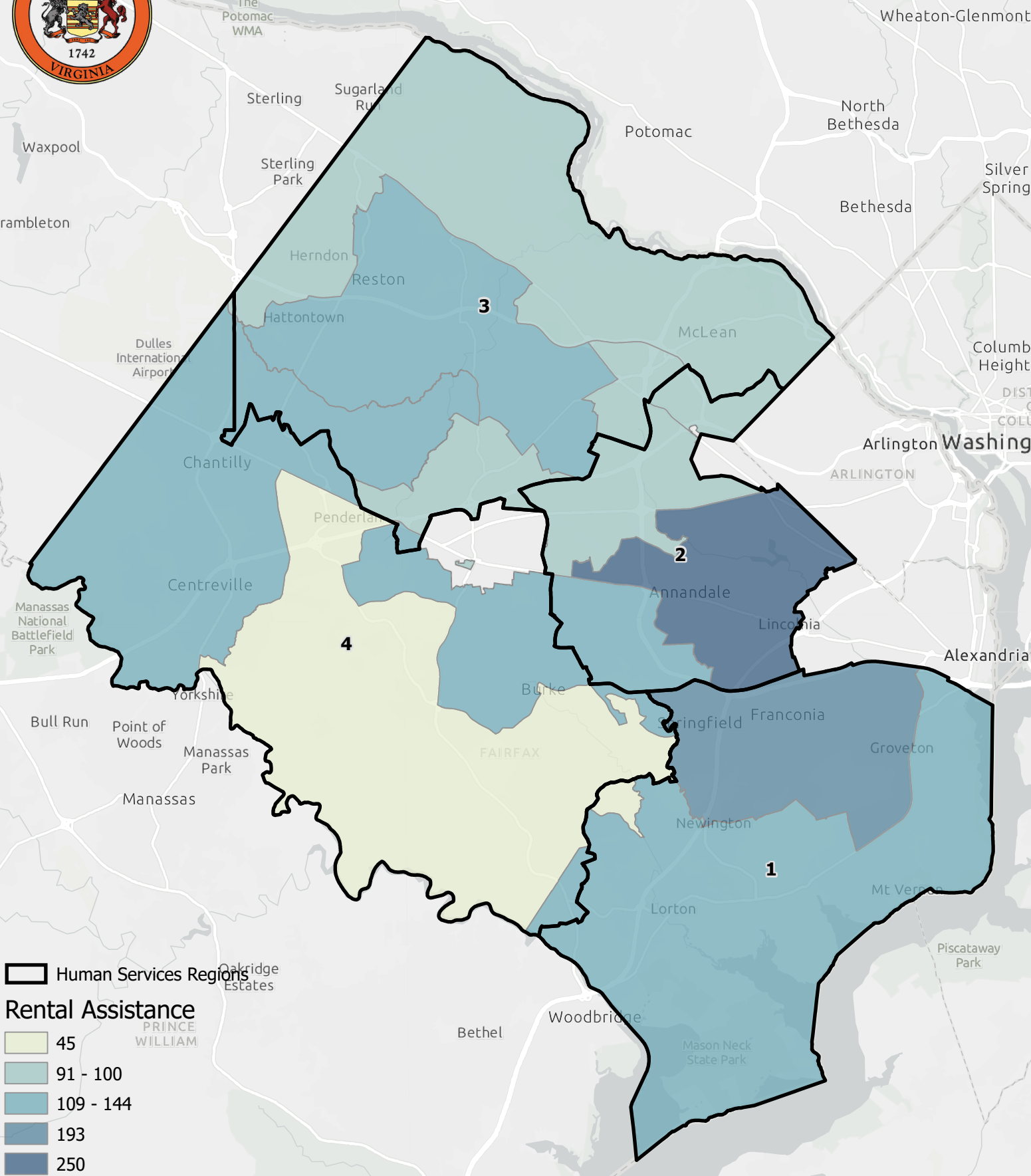
## Emergency Food

-  13
-  16 - 17
-  21 - 24
-  33 - 44
-  104

Date: 3/1/2021



# CSP Contacts: Rental Assistance




Date: 3/1/2021



# CSP Contacts: Utility Assistance

 Human Services Regions

## Utility Assistance



Date: 3/1/2021

MNGT Area

CSP Contact Topics by Zip Code  
 Date Range: 1/1/2021 To: 1/31/2021

Zip Code	Emergency Food	Housing Assistance	Utility Assistance	Total
00000	2	20	3	25
20110	0	1	0	1
20111	0	0	1	1
20120	7	31	10	48
20121	11	36	12	59
20124	2	4	2	8
20148	0	1	0	1
20151	3	22	6	31
20166	0	0	1	1
20170	8	67	17	92
20171	6	62	8	76
20176	0	1	0	1
20190	4	25	6	35
20191	3	29	8	40
20194	1	5	0	6
22003	47	114	9	170
22009	0	0	1	1
22015	4	15	9	28
22030	22	54	11	87
22031	8	31	5	44
22032	7	13	2	22
22033	6	18	7	31
22035	0	6	0	6
22039	0	2	0	2
22041	37	97	18	152
22042	17	50	2	69
22043	7	18	1	26
22044	21	37	4	62
22046	4	8	0	12
22066	0	1	0	1
22079	2	23	5	30
22101	2	2	0	4
22102	3	10	0	13
22124	0	1	0	1
22150	15	51	11	77
22151	11	27	6	44
22152	1	10	6	17
22153	2	8	3	13
22170	0	1	0	1
22180	4	20	5	29
22181	2	5	0	7
22182	3	6	1	10
22191	0	1	0	1
22192	0	1	0	1
22193	0	1	0	1
22204	1	1	0	2

22209	1	1	0	2
22301	1	1	0	2
22302	1	2	0	3
22303	2	20	3	25
22304	0	2	0	2
22305	0	1	0	1
22306	18	129	20	167
22307	0	3	0	3
22308	0	1	0	1
22309	15	69	18	102
22310	3	24	6	33
22311	3	6	0	9
22312	18	43	8	69
22315	1	14	2	17
27155	0	1	0	1
55408	0	1	0	1
Grand Total	336	1,254	237	1,827