



# 20 Year Solid Waste Management Plan Update

Update

Matt Adams, Division Director, Solid Waste Management Program  
Department of Public Works and Environmental Services

May 14, 2024

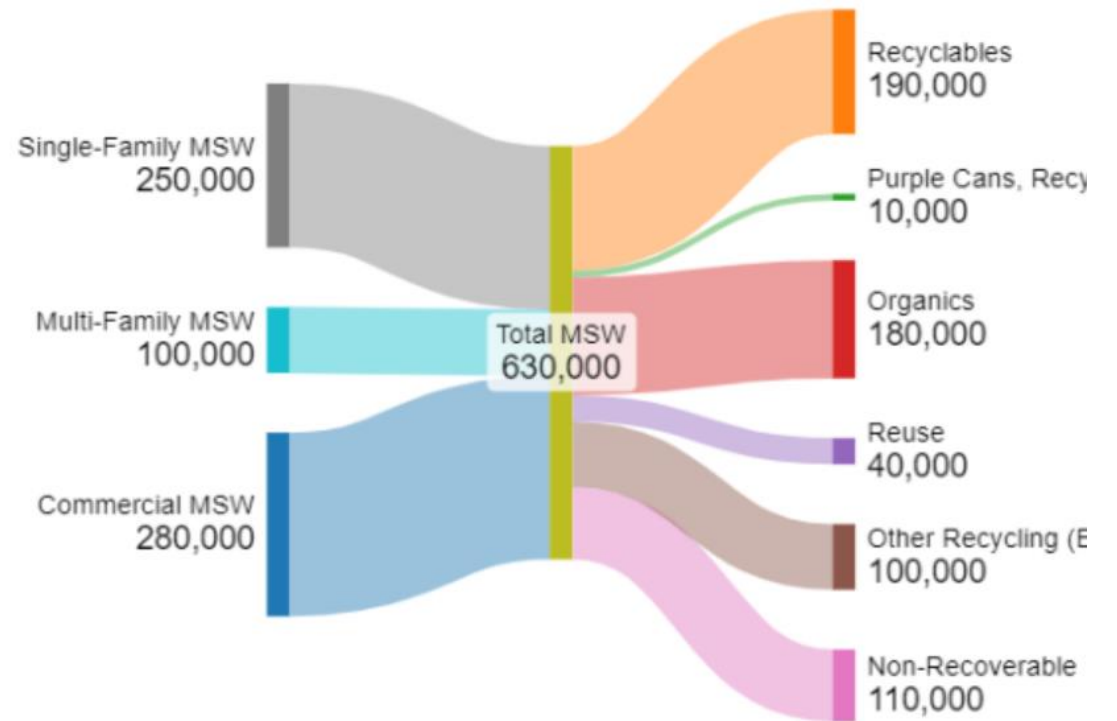
# Outline

- CECAP and Community Wide Zero Waste
- Waste Stream and Projections
- Transformational Strategies
- Major Projects
- Milestones
- Closing



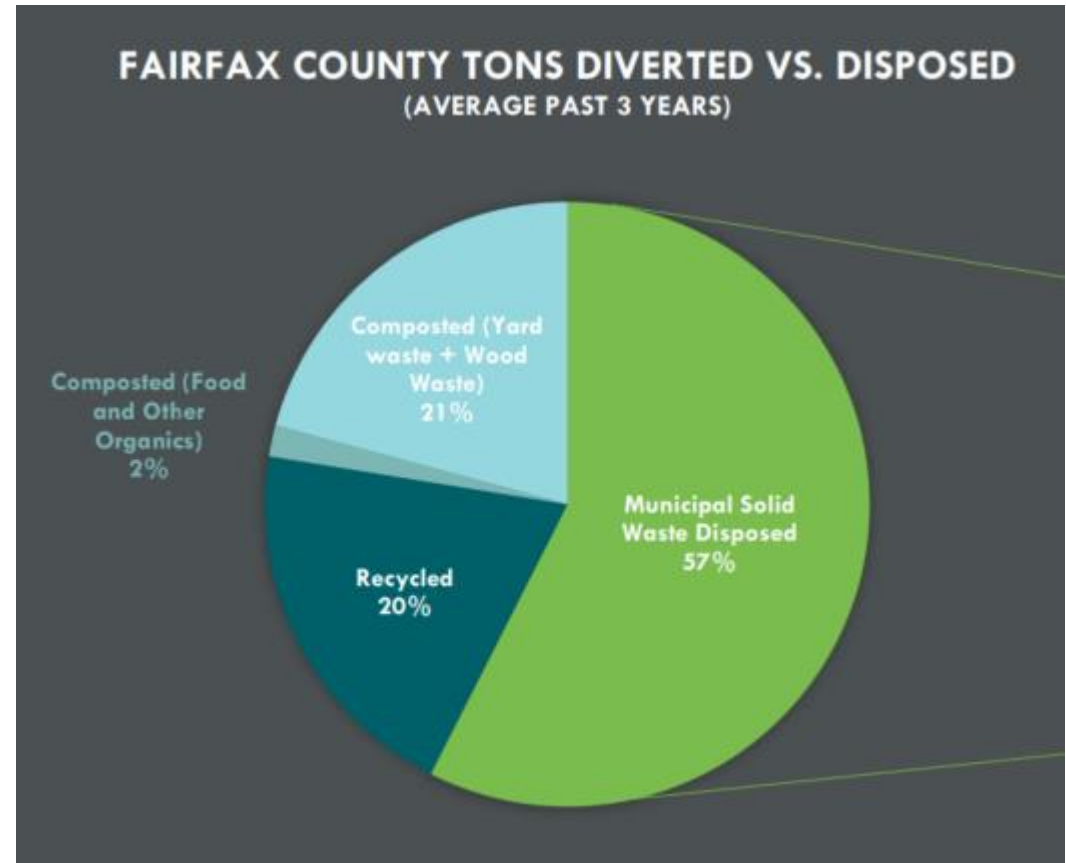
# CECAP and Community Wide Zero Waste Plan

- CECAP (Board Policy): 90% Diversion by 2040
- Current Waste Diversion Rate: 43.9% (DEQ)
- What does this mean?
  - Total Recycled: 406,000 Tons
  - Total Municipal Solid Waste: 630,000 Tons
- 83% of current Municipal Solid Waste must be diverted to reach 90%
- 83% is the projected amount of total divertible material in the waste stream



# Waste Stream and Projections

- Current and Projected Waste
  - Total Waste in 2023 = 1,176,000 Tons
  - Total Waste by 2030 = 1,269,000 Tons
  - Total Waste by 2040 = 1,342,000 Tons
  - Total Waste by 2050 = 1,408,000 Tons
- Average Waste Generated per Person
  - Total Waste per Day: 5.0 lbs
  - Total Waste per Year: 1,800 lbs
- CECAP: 90% by 2040
  - 0.5 lbs per person per day



# Transformational Zero Waste Strategies

- Education, Engagement, Evaluation, & Enforcement
- Unified Sanitation Districts – Contracting for Equity, Accountability, and Efficiency
- Mandatory Recycling and Composting
- Pay As You Throw
- Comprehensive Commercial and Multifamily Programs
- Zero Waste Centers



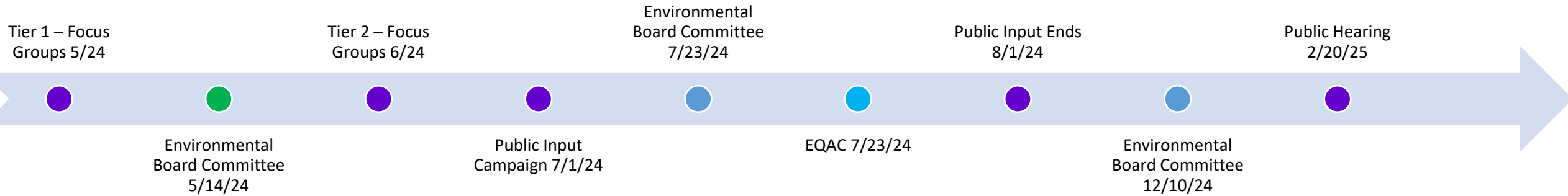
# Major Infrastructure Necessary

- Materials Recovery Facilities
  - Municipal Solid Waste
  - Construction & Demolition Debris
  - Single Stream
- Community Zero Waste Centers
- Decentralized Food Waste Processing
  - Anaerobic Digesters
- Regional Compost Facilities



# Milestones

## Public Engagement Timeline



## Plan Delivery Timeline

