

## **Bias Crime Incident Summary Report**

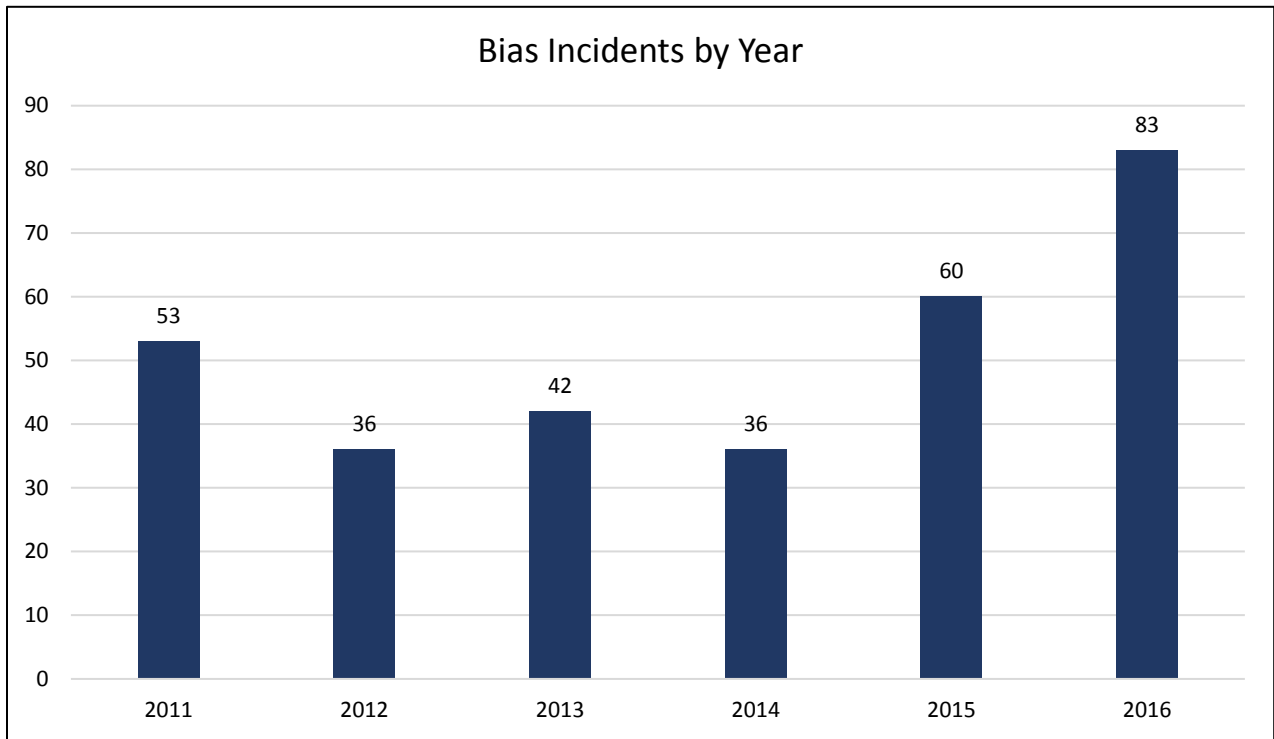
A comprehensive data review of bias incidents has been conducted for calendar years January 1, 2011, through December 31, 2016. This is an updated summary to include the full 2016 calendar year. For the purpose of this summary report, the data source was the Fairfax County Police Department's (FCPD) Records Management System (RMS) via Tableau. The categories of bias crimes or incidents included the following:

- Anti-Arab
- Anti-Asian/Pacific Islander
- Anti-Black
- Anti-Catholic
- Anti-Female Homosexual (Lesbian)
- Anti-Hispanic
- Anti-Homosexual (Gay and Lesbian)
- Anti-Islamic (Moslem)
- Anti-Jewish
- Anti-Male Homosexual (Gay)
- Anti-Multi Racial Group
- Anti-Multi Religious Group
- Anti-Other Ethnicity/National Origin
- Anti-Other Religion (Buddhism, Hinduism)
- Anti-Physical Disability
- Anti-Protestant
- Anti-White

Recorded information was based on what was reported to FCPD. In many instances the offenders' motives were unknown, and those incidents were captured under the "unknown motivation" category.

## **Bias Crime Incidents Aggregate Total**

The summary information in this report will reflect tables, graphs, and statistics specifically related to the categories identified on page one. Some of the data reflect aggregate totals as well as individual bias incidents for the specified time period.



Data Source: FCPD I/LEADS RMS via Tableau

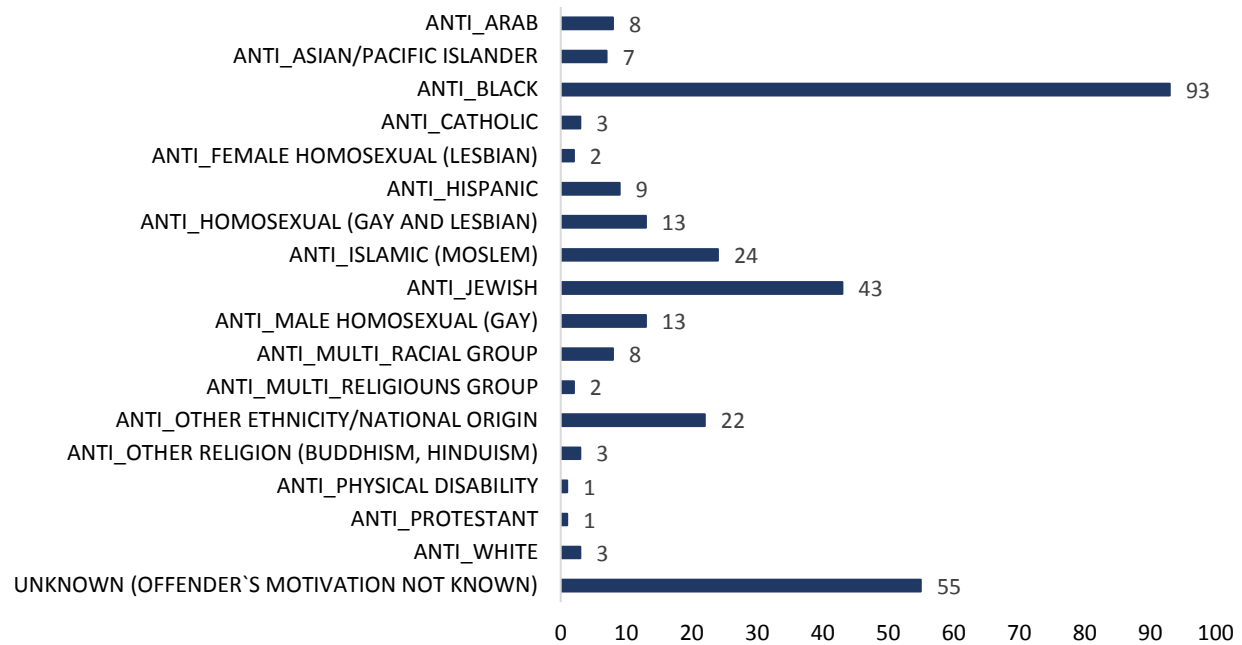
#### Highlights to note:

- The aggregate total of all bias crime incidents was 310. The 2016 calendar year incidents represent 27% of the aggregate total.

### **Bias Crime Incidents by Type or Category**

The following tables and charts represent a breakdown of bias crime motivation by bias type, monthly totals per year, aggregate totals by month and district station, individual breakdown per year, and aggregate crime/event data for each calendar year.

## Aggregate Total of Bias Incidents by Type or Category (2011-2016)

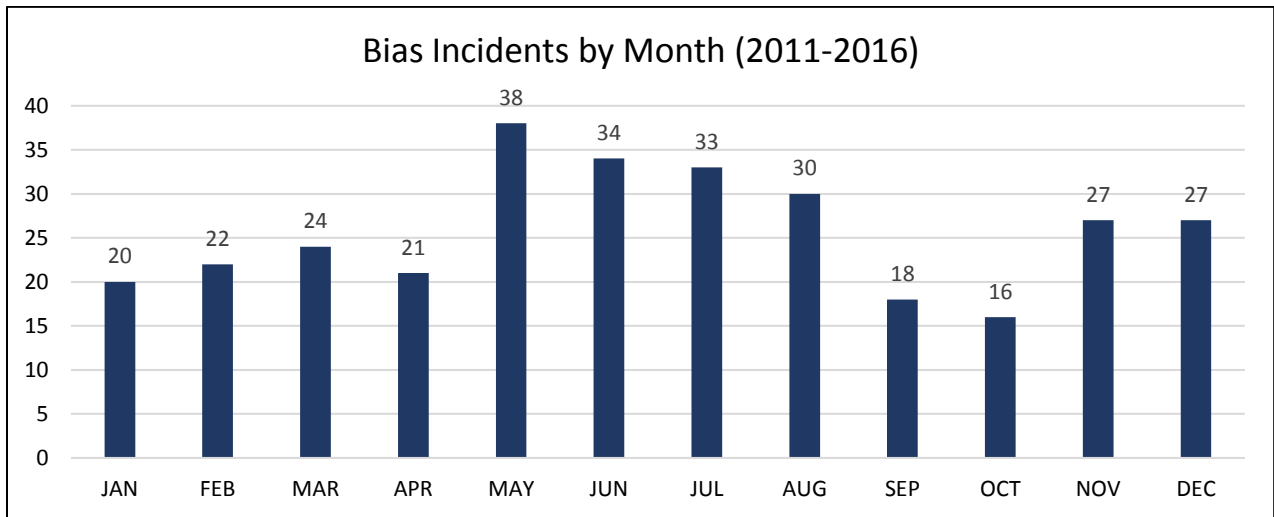


Data Source: FCPD I/LEADS RMS via Tableau

Highlights to note reference aggregate bias incidents by type or category:

- The most prevalent bias incident type or category was Anti-Black representing 30% of the aggregate total.
- Unfortunately the second most prevalent bias incident type or category was unknown. This indicates there was no known motivation for the suspect's actions or one was not provided for tracking purposes. The unknown motivation category accounted for 18% of the aggregate total.
- With consideration of the unknown motivation category, the next prevalent type of category was Anti-Jewish accounting for 14% of the aggregate total.

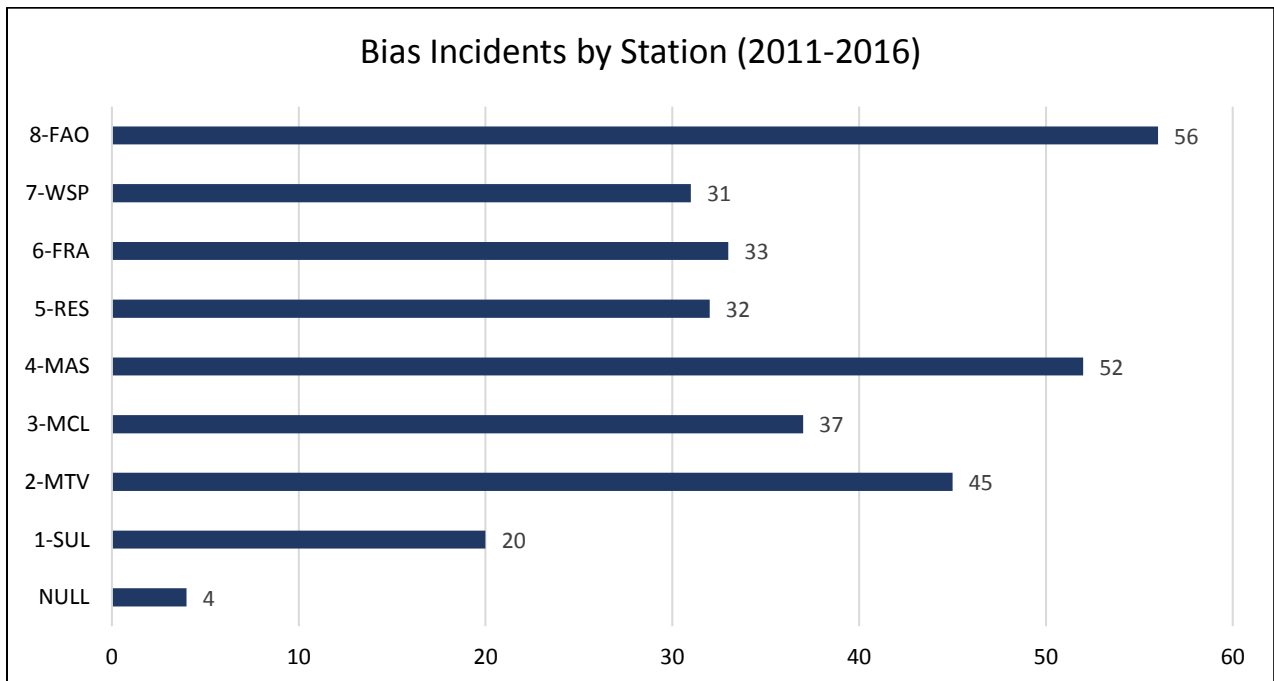
## Bias Crime Incidents by Month and Year



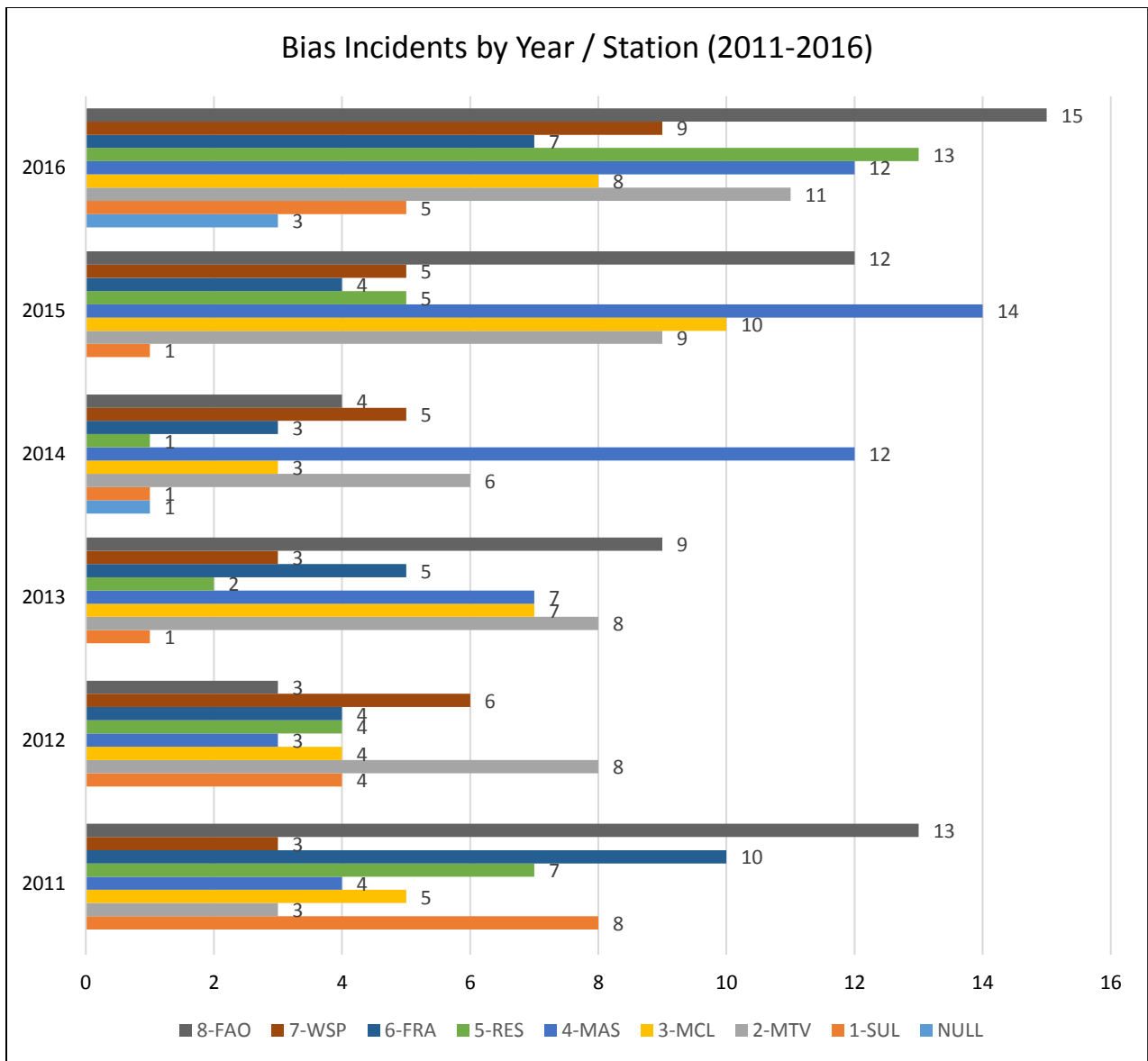
Data Source: FCPD I/LEADS RMS via Tableau

## Bias Crime Incidents by Stations

The following charts depict bias crime incidents by aggregate and individual years' total for each of the district stations for 2011-2016.



Data Source: FCPD I/LEADS RMS via Tableau



Data Source: FCPD I/LEADS RMS via Tableau

The following chart reflects the bias crime incident by crime category. As shown most activity was destruction – graffiti which represented 21% of the aggregate total. That was also the most common category for the calendar year 2016. Suspicious events accounted for the second most crime category with 16%. Destruction of property accounted for 11%.

EVENT DESCRIPTION	2011	2012	2013	2014	2015	2016	TOTAL
ASSAULT - AGGRAVATED		1		1	1	2	5
ASSAULT - AGGRAVATED ASSAULT ON LEO					1		1
ASSAULT - INTIMIDATION		3					3
ASSAULT - KNIFE OR CUTTING INSTRUMENT	3	1	1			2	7
ASSAULT - MOB			1			3	4
ASSAULT - OTHER DANGEROUS WEAPON	1		1		1	2	5
ASSAULT - SIMPLE ASSAULT ON LEO	1				1	1	3
ASSAULT - SIMPLE, NOT AGGRAVATED	4	3	2	6	8	10	33
BURGLARY - NO FORCE						1	1
BURGLARY/BREAKING AND ENTERING	2	2				1	5
COMPUTER - HARRASS					1		1
DESTRUCTION - CHURCH/RELIGIOUS PROPERTY	2			1	1		4
DESTRUCTION - GRAFFITI	12	10	9	7	16	11	65
DESTRUCTION - OTHER		1					1
DESTRUCTION - PRIVATE PROPERTY	6	6	4	1	6	8	31
DESTRUCTION - PUBLIC PROPERTY	1					3	4
DISORDERLY - DISORDERLY CONDUCT	2	4	5	2	4	7	24
DISORDERLY - DISTURBING THE PEACE						1	1
DISORDERLY - FALSE ALARM OR BOMB THREAT					1		1
DRUNK - DRUNK/PROFANE IN PUBLIC						1	1
HOMICIDE - MURDER AND NON-NEGLIGENT MANSLAUGHTER					1		1
LARCENY - ALL OTHER LARCENY						1	1
LARCENY - THEFT FROM BUILDING				1			1
ORDER - VIOLATE EPO/PO/PPO			2	1			3
OTHER OFFENSE - AGAINST PERSON	1						1
OTHER OFFENSE - AGAINST PROPERTY			1				1
OTHER OFFENSE - AGAINST SOCIETY					1		1
PUBLIC SAFETY - FALSE REPORT OF CRIME	1						1
PUBLIC SAFETY - IMPERSONATE LEO				1			1
ROBBERY - CARJACKING						1	1
ROBBERY - FIREARM				1	1		2
ROBBERY - STRONG-ARM - HANDS, FISTS, FEET, ETC.			1	1			2
SERVICE - CIVIL DISPUTE						4	4
SERVICE - DOMESTIC DISPUTE						1	1
SERVICE - NON DMV REPORTABLE CRASH					1		1
SERVICE - POLICE SERVICE	3	1		2	1		7
SERVICE - SPECIAL INVESTIGATION						1	1
SEX OFFENSES, FORCIBLE - FORCIBLE FONDLING		1					1
SEX OFFENSES, FORCIBLE - FORCIBLE RAPE					1		1
SUSPICIOUS - EVENT	9	2	10	6	11	13	51
SUSPICIOUS - PERSON			1	1		1	3
TAMPERING - AUTO/TRUCK/OTHER VEHICLE						1	1
THREATS - TELEPHONE THREATS/ABUSE/OBSCENE	4	1		3		4	12
TRAFFIC - LITTERING			1				1
TRAFFIC - RECKLESS DRIVING				1	1		2
TRESPASS - PRIVATE PROPERTY			2				2
TRESPASSING - OTHER						1	1
WEAPONS - BRANDISHING			1			2	3
WEAPONS - EXPLOSIVES - BOMB THREATS	1						1
WEAPONS - SHOOT OR THROW MISSILE INTO AUTO					1		1
<b>TOTAL</b>	<b>53</b>	<b>36</b>	<b>42</b>	<b>36</b>	<b>60</b>	<b>83</b>	<b>310</b>

Data Source: FCPD I/LEADS RMS via Tableau