



## PUBLIC INFORMATION MEETING

---

# Update of the Fairfax County Bicycle Parking Guidelines

---

Nicole Wynands, Active Transportation Program Manager  
March 19, 2024

# Meeting Agenda

- Why is Bicycle Parking Needed?
- What is Bicycle Parking?
- Current Bicycle Parking Guidelines
- New Bicycle Parking Requirements
- Why is Additional Guidance Needed?
- Additional Guidance in Updated Bicycle Parking Guidelines
- Next Steps
- Q&A



# Why is Bicycle Parking Needed?

Lack of secure bicycle parking at home and at daily destinations is a common barrier to bicycling as a convenient, healthy, affordable, and environmentally friendly way to travel.

If no adequate or convenient bike parking is provided, trees, fences, signs and other vertical objects are often used as bike rack alternatives, potentially leading to property damage, increase in bike theft, and blocked access and service routes.



# What is Bicycle Parking?

Short-term: Covered or uncovered bike racks near main entrance(s) - Designed to meet the needs of people visiting a business, residence or institution

Long-term: Covered bike racks in a secured, access-controlled facility - Intended for employees at their place of employment, transit users and residents of multi-family dwellings

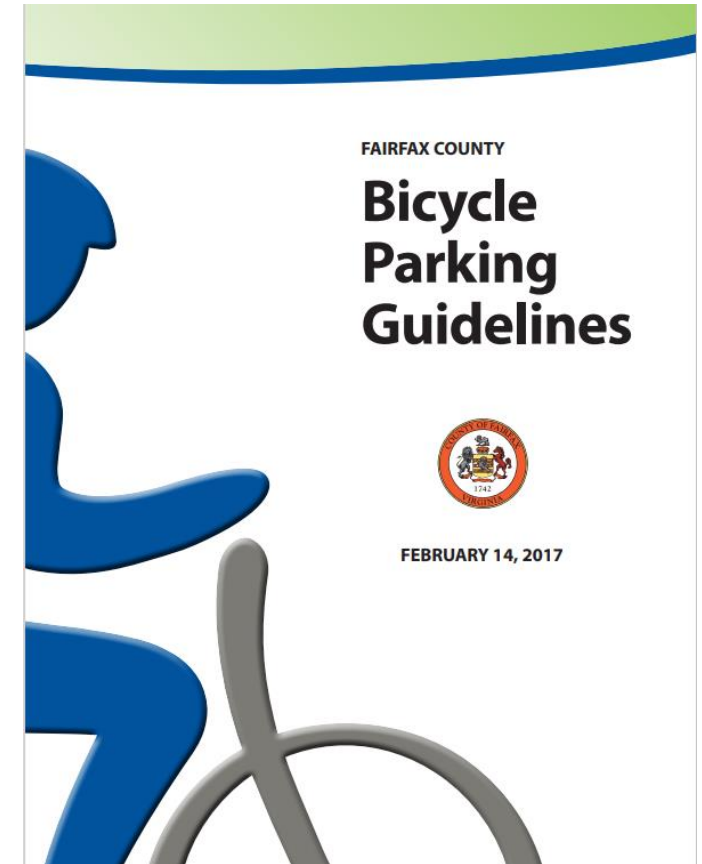


# Current Bicycle Parking Guidelines

Endorsed by Board of Supervisors in 2017

## Guidance includes:

- Bike Parking Classifications
- Bike Parking Requirements and Ratios
- Equipment Recommendations
- Placement and Installation Recommendations



# New Bicycle Parking Requirements

The “Parking Reimagined” amendment of the Zoning Ordinance established:

- **how many bike parking spaces are required for all land uses, and**
- **basic requirements for rack design and location**

## 6102. Bicycle Parking Requirements

Bicycle parking is an essential element in a multimodal transportation system. Knowing secure parking is available encourages bicycling as a convenient, healthy, affordable, and environmentally friendly mode of transportation. Bicycle parking must be provided for all land uses, unless otherwise exempted by this section.

### 1. General Provisions

- A. The required minimum number of bicycle parking spaces is based on the minimum number of vehicle spaces required for the use or building prior to any adjustments permitted in subsection 6100.5 or 6100.6.
- B. When the calculated number of spaces results in a number containing a fraction, the required number of spaces is rounded down when the fractional unit is less than 0.5 and is rounded up when the fractional unit is 0.5 or more. Where a site or building contains a combination of uses, the bicycle parking requirement is based on the sum of spaces required for the individual uses.
- C. Unless otherwise specified in this section, each use is required to provide at least two bicycle parking spaces.
- D. Bicycle spaces may consist of bicycle racks, bicycle storage facilities, or a combination of both and they must conform with the Public Facilities Manual and the Fairfax County Department of Transportation Bicycle Guidelines.
  - (1) A bicycle rack or storage facility must:
    - (a) Allow each bicycle to be securely held upright with its frame supported in at least two places and allow the frame and one wheel to be locked by a durable high-security lock.
    - (b) Be securely anchored and mounted on a dustless surface.
  - (2) Each bicycle rack or storage facility location must:
    - (a) Be at least ten feet from any fire hydrant or fire hose connection and three feet from any other obstruction, including another bicycle rack.
    - (b) Be in a publicly accessible location and not interfere with pedestrian movement.

Source: Fairfax County Zoning Ordinance  
(<https://online.encodeplus.com/regs/fairfaxcounty-va/index.aspx>)

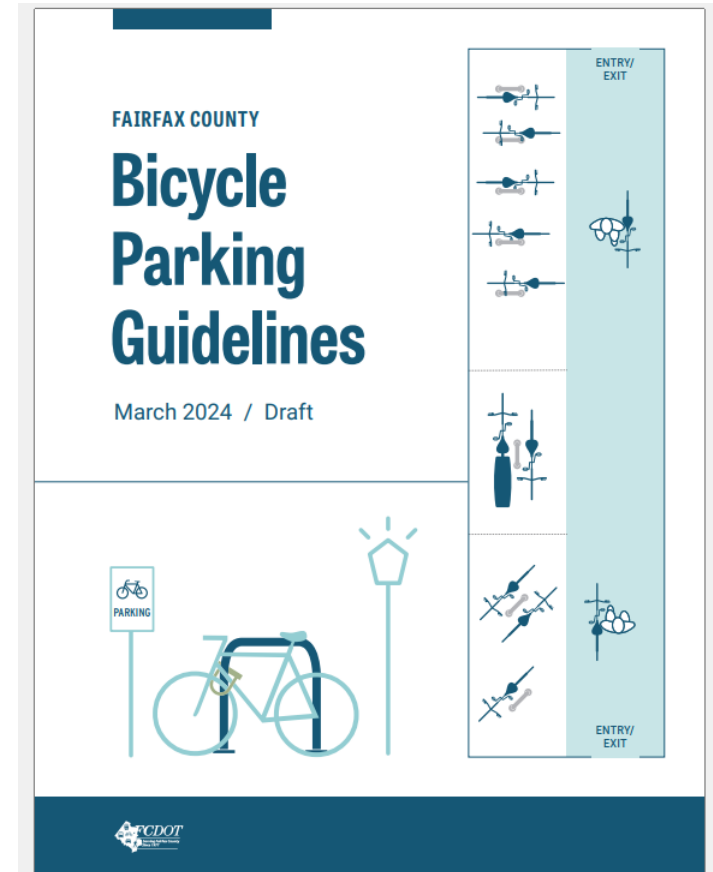
# Why is Additional Guidance Needed?

The 2017 Bicycle Parking Guidelines are being updated as part of the ActiveFairfax Transportation Plan effort:

- The new Zoning Ordinance requirements do not align with previous guidance provided
- The Zoning Ordinance does not include detailed guidance on bike parking facility design



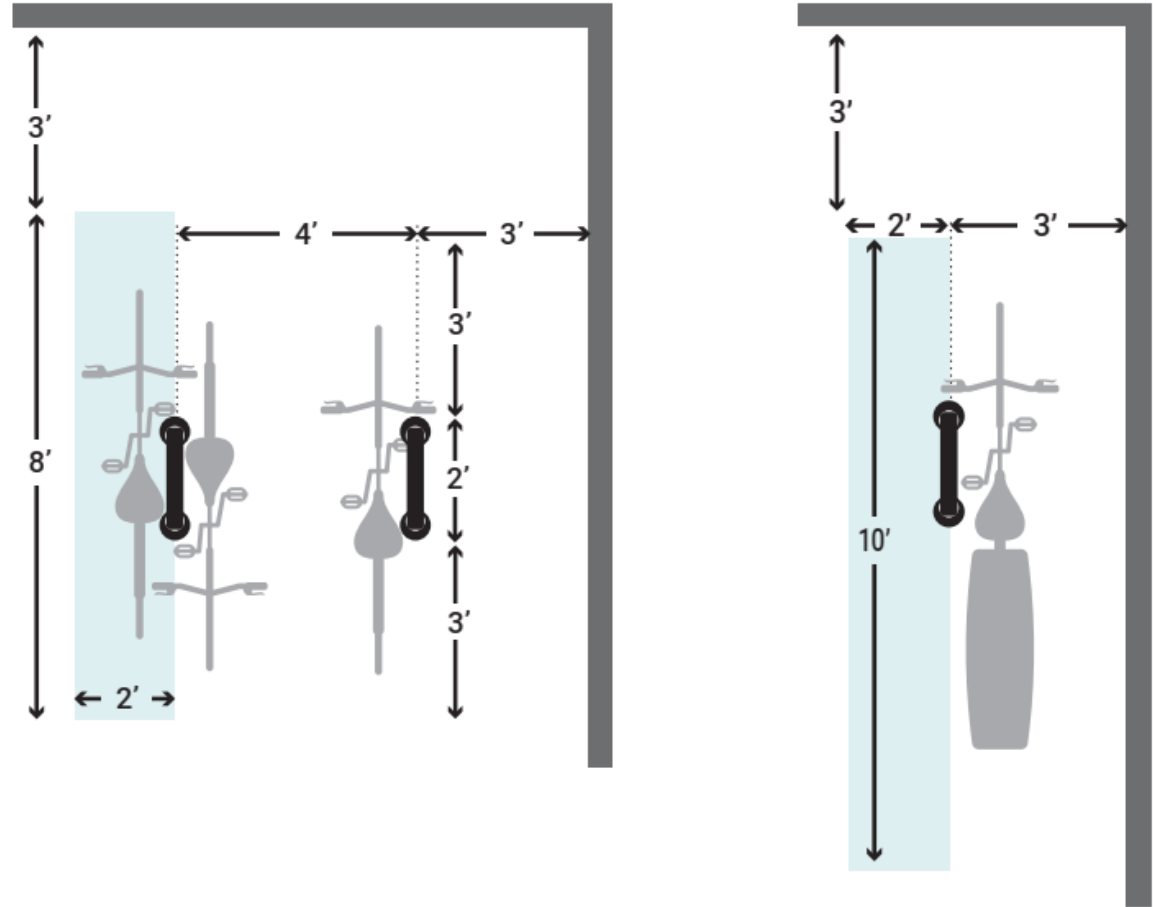
# Additional Guidance in Updated Bicycle Parking Guidelines





# Basic Bicycle Parking Design Requirements

- Acceptable rack types
- Bike parking space size requirements
- Rack spacing requirements

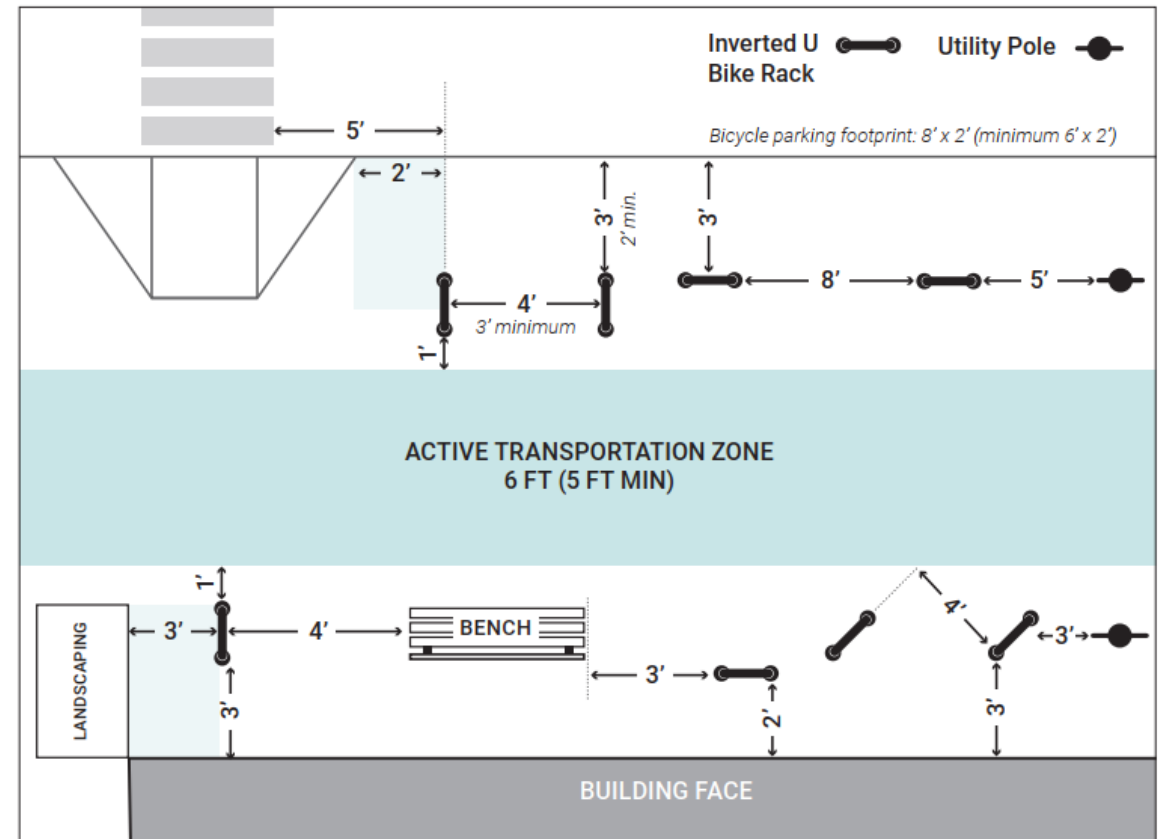


# Design Guidance for Short Term Bicycle Parking

- Location and access
- Rack types and spacing
- Additional equipment and design options
- Reference to Area-Specific Design Guidance
- Markings
- Maintenance

**Figure 3.** Bike Parking Site Planning for Inverted U Bicycle Racks

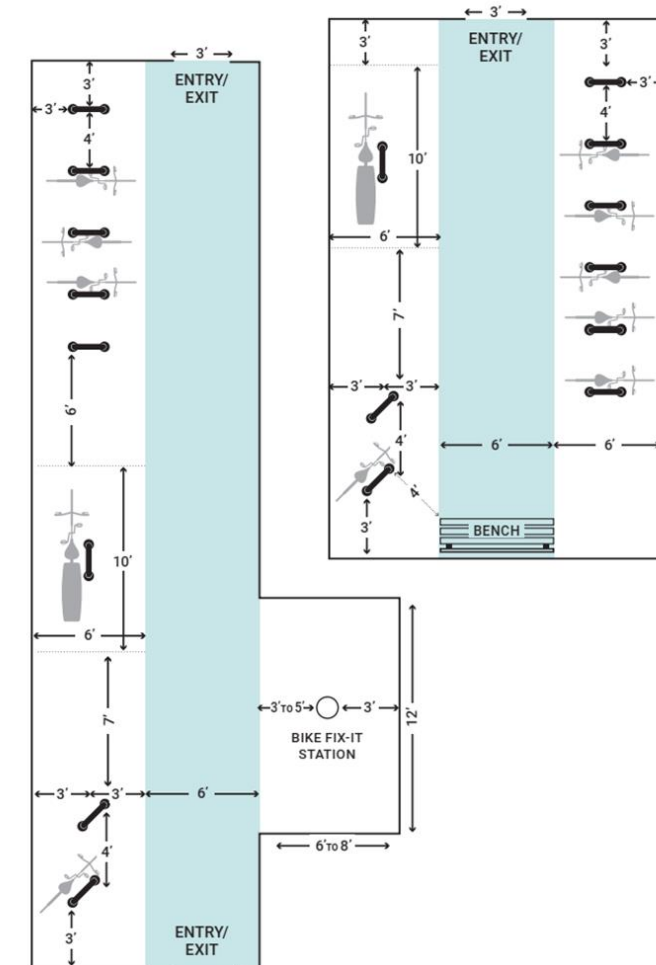
ILLUSTRATION BASED ON APBP 'ESSENTIALS OF BIKE PARKING', 2015



# Design Guidance for Long Term Bicycle Parking

- Type of facilities (Bicycle Room, Bicycle Cage, Bicycle Locker)
- Location and access
- E-charging
- Rack types, spacing and room layout
- Security recommendations
- Recommended additional user amenities
- Maintenance

**Figure 5.** Site Planning Dimensions for a Bike Room  
ILLUSTRATION BASED ON APBP "ESSENTIALS OF BIKE PARKING", 2015



# Short-Term and Long-Term Bicycle Parking Ratio

Parking needs differ by land use type

**Table 1.** Recommended Short-Term and Long-Term Bicycle Parking Ratio

Use	Recommended Ratio
<b>Agricultural and Related Uses</b>	
Agricultural and Related Uses	100% Short-Term
<b>Residential Uses</b>	
Dwelling, Multifamily	20% Short-Term and 80% Long-Term
Residence Hall	
All other Residential Uses	N/A
<b>Public, Institutional, and Community Uses</b>	
Club, Service Organization, or Community Center	80% Short-Term and 20% Long-Term
College or University	
Community Swim, Tennis, and Recreation Club	
Cultural Facility or Museum	
Congregate Living Facility	20% Short-Term and 80% Long-Term
Independent Living Facility	
Medical Care Facility	70% Short-Term and 30% Long-Term
Public Use	
Religious Assembly	
Religious Assembly with Private School, Specialized Instruction Center, or Child Care Center	
Specialized Instruction Center	
School, Private	
All other Public, Institutional, and Community Uses	
Public Use; Transit	50% Short-Term and 50% Long-Term

# Short-Term and Long-Term Bicycle Parking Ratio

Parking needs differ by land use type

**Table 1.** Recommended Short-Term and Long-Term Bicycle Parking Ratio (continued)

Use	Recommended Ratio
<b>Commercial Uses</b>	
Commercial Recreation, Indoors	90% Short-Term and 10% Long-Term
Commercial Recreation, Outdoors	
Restaurant	
Restaurant, Carryout	
Retreat Center	
Retail Sales, General	
Retail Sales, Large	
Shopping Center	
Stadium	
All Other Commercial Uses	
Quasi-Public Park, Playground, or Athletic Field	100% Short-Term
Hotel or Motel	30% Short-Term and 70% Long-Term
Office	20% Short-Term and 80% Long-Term
<b>Industrial Uses</b>	
Industrial Uses	20% Short-Term and 80% Long-Term

# Bicycle Parking Signage

- Parking signage
- Wayfinding signage



*Bike Wayfinding example*

(PHOTO CREDIT: CASSELDEN)

## Next Steps

April 2, 2024  
Public Feedback Deadline



Summer 2024  
Board Endorsement

# Thank you! Questions?

**Project Website:** <https://www.fairfaxcounty.gov/transportation/bike-walk/bicycle-parking-guidelines>  
or <https://bit.ly/3PnuKug>

**Feedback Form:** <https://publicinput.com/w4357>

**Feedback Phone #:** 703-890-5898; Project Code 6997

**Mailing Address:**

Fairfax County Department of Transportation  
attn: Nicole Wynands  
Active Transportation Section  
4050 Legato Road Suite 400  
22033 Fairfax, VA

