

JCAS COURT APPOINTED ATTORNEY SCHEDULING (JCAS)

JCAS



Application Support Contacts

Jean Tovar - Email: Jean.TovarQuinones@fairfaxcounty.gov

Huy Nguyen- Email: Huy.Nguyen@fairfaxcounty.gov

Dang Phan - Email: Dang.Phan@fairfaxcounty.gov

JDC_JCAS General Information

JDC_JCAS is a ASP.NET MVC public application developed for JDRDC court appointed attorneys to sign up remotely for court hearings which are managed by the JDRDC clerk's office.

TFS(Team Foundation Server) Information

http://tfs.fairfaxcounty.gov:8080/tfs/psb/JCAS_Public_MVC

JDC_JCAS Database info

SQL 2022 servers: Database name JDC_JCAS

- Development: FFDSSDDL51.FFD.CO.FAIRFAX.VA.US
- Acceptance: FFDSSADFL51.FFD.CO.FAIRFAX.VA.US
- Production: FFXSSPDFL51.FFX.CO.FAIRFAX.VA.US

Server locations

- Development: <\\publicdev\webapps\PS\JDR\JCAS>
- Acceptance: <\\publicacc\webapps\PS\JDR\JCAS>
- Production: there are multiple servers for production application web farm

Application URLs:

- Development: <https://publicdev.fairfaxcounty.gov/apps/JCAS/Account/Login>
- Acceptance: <https://publicacc.fairfaxcounty.gov/apps/JCAS/Account/Login> (inside the firewall)
and <https://testwww.fairfaxcounty.gov/apps/JCAS/Account/Login> (outside the firewall)
- Production: <https://www.fairfaxcounty.gov/apps/JCAS/Account/Login>

Project location in TFS: https://tfs.fairfaxcounty.gov:8443/tfs/PSB/JCAS_Public_Core

Version label currently in production: Ver2_20253004

JCAS Court Appointed Attorney Scheduling (JCAS) - Help Documentation

Purpose	5
Technical Environment	5
Scheduled Jobs	5
Security	6
Attorney	6
ReadOnly	6
DataEntry	6
SysAdmin	6
Logging	6
Basic Functionality	7
Throughout the Application	7
Date format	7
List	7
Logout/Help	7
Paging	8
Report	8
Required Fields	8
Download Links	8
Email reminder for Attorney	9
Login	10
Main Menu	11
Attorney	11
ReadOnly	11
DataEntry	12
SysAdmin	12
Create/Register New Attorney User	13
Change Password	16
Forgot Password	16
Edit Attorney	18
Delete Attorney	19
Attorney Search	20
Court Closed Dates	21
Add Court Closed Date	21
Edit Court Closed Date	22
Delete Court Closed Date	23
Sessions	24
Create Session	25
Schedule Session	26
Unschedule Session	28
Edit Session Courtroom	29
Delete Session	30
Court Date Notes	31
Create Court Date Note	32
Edit Court Date Note(s)	33
Delete Court Date Note	34
Users	35
Create User	35
Edit User	36

Delete User	36
Reports	37
Court Calendar	37
Attorney Calendar	38
Attorney Schedule	40
Lookup Tables	41
Courtrooms	41
Message	42
Setting	44

Overview

Purpose

The JDR Court Appointed Attorney Scheduling (JCAS) application will be used by registered Court Appointed Attorneys and authorized Fairfax County JDR internal court users to schedule and manage court sessions within the JDR Court.

Technical Environment

The presentation and business logic will be developed using ASP.NET MVC and the web application will reside on the Fairfax County public web, so users will need Microsoft Internet Explorer in order to use the application.

Data will be stored on the Fairfax County Enterprise SQL Server 2017.

Reports will be developed using SQL Server Reporting Services and exported to PDF so users will need Adobe Acrobat Reader to view the reports.

Internal users will be authenticated against Active Directory, so users will use their Fairfax County network user ID and password to access the application. Court appointed attorney users will be authenticated against their registered email address and password.

Scheduled Jobs

Three jobs will be scheduled to run as follows:

1. On July 1st of each year at 7 AM to insert the pre-set standard holidays into the JcasCourtClosed table. The pre-set standard holidays are:
 - New Year's Day: occurs every year on January 1st.
 - Lee Jackson Day: occurs every year on the Friday before Martin Luther King Jr. Day.
 - Martin Luther King Jr. Day: occurs every year on the third Monday in January.
 - Inauguration Day: occurs every 4 years on January 20th.
 - George Washington's Birthday: occurs every year on the third Monday in February.
 - Memorial Day: occurs every year on the last Monday in May.
 - Independence Day: occurs every year on July 4th.
 - Labor Day: occurs every year on the first Monday in September.
 - Columbus Day: occurs every year on the second Monday in October.
 - Veterans Day: occurs every year on November 11th.
 - Thanksgiving Day: occurs every year on the fourth Thursday and the adjacent Friday in November.
 - Christmas: occurs every year on December 25th.

If any of the above holidays falls on Saturday, observe on Friday. If falls on Sunday, observe on Monday. The job also inserts all weekdays except weekends and holidays into the JcasSession table. Public Defender will be automatically scheduled to next year's sessions with the weekday and hearing type specified in settings PDAttorneyId, PDScheduleWeekday, and PDScheduleHearingType.

2. On the last calendar day of each month at 7 AM an email to all active registered attorneys will be sent to remind them that court sessions for the next available sign up period (month after next month) will be available for scheduling starting the next day. The email subject and body can be changed using the settings EmailSchedulingReminderSubject and EmailSchedulingReminderBody.
3. On the fifteenth calendar day of each month at 7 AM to permanently remove records in the following tables with dates of more than 18 months.
 - JcasCourtClosed: CourtClosedDate
 - JcasSession: SessionDate

The number of months can be changed by using the setting JCASRecordsMonthsToKeep.

Security

Within the application, each user is assigned one of the following roles. The assigned role determines what the user may see and do within the application.

Attorney

Users assigned an Attorney role may update their own profile, change password, schedule a court session, and view the Attorney Calendar and Attorney Schedule reports.

ReadOnly

Users assigned a ReadOnly role may view all reports and attorney list.

DataEntry

Users assigned a DataEntry role may add/update/delete attorneys, court closed dates, sessions, and view all reports.

SysAdmin

Users assigned a SysAdmin role may do all that DataEntry users may do. In addition, users assigned a SysAdmin role may add/update/delete users, and entries in a lookup table and view all reports.

Logging

Any insert, update, or delete to the following tables will create entries in the JcasLog table:

- JcasAttorney
- JcasAttorneyHearingType
- JcasCourtClosed
- JcasHearingType
- JcasMessage
- JcasRule
- JcasSession
- JcasSetting
- JcasUser

If a record in any of the above tables is inserted, updated, or deleted, the following information will be logged into table JcasLog:

- Table Id: name of the table the record is being inserted, updated, or deleted.
- Row Id: value to uniquely identify the record being inserted, updated, or deleted.
- Column Id: name of the column being inserted, updated, or deleted.
- Old value: value of the column being inserted or before the delete or update.
- New value: value of the column after the delete or update.
- Action: indicate whether the record was 'Inserted', 'Deleted', or 'Updated'.
- User Id: identify the user who inserted, deleted, or updated the record.
- Date and time: date and time the record was inserted, deleted, or updated.

Basic Functionality

Throughout the Application

The following functionality is available throughout the application unless otherwise noted.

Date format

Unless otherwise noted, date format is MM/dd/yyyy

List

	Attorney Name	Bar Number	Email Address	Phone Number	Law Firm Name	Is Active
Details Edit Delete	Huy Nguyen	12321321	huy.nguyen@fairfaxcounty.gov	(222)222-2222	PSB	<input checked="" type="checkbox"/>
Details Edit Delete	Joe Test	95556666	dddd@vww.com	(703)666-6666	Ffff	<input checked="" type="checkbox"/>
Details Edit Delete	John Smith	11112222	knguy1@co.fairfax.va.us	(703)123-1234		<input checked="" type="checkbox"/>
Details Edit Delete	Joseph Benjamin Dailey	65379	jdailey42@yahoo.com	(703)863-6784	Law Office of Joseph B. Dailey, PLLC	<input checked="" type="checkbox"/>
Details Edit Delete	Kathie Nguyen	1112345	kathie.nguyen@fairfaxcounty.gov	(703)222-1111		<input checked="" type="checkbox"/>
Details Edit Delete	Kathie Nguyen	1234	knguy1@fairfaxcounty.gov	(703)222-1234	XYZ	<input checked="" type="checkbox"/>
Details Edit Delete	Mazyar Katouzian	1111	mazy.ka2001@gmail.com	(703)000-1111	MazTest	<input checked="" type="checkbox"/>
Details Edit Delete	Public Defender	999999	public.defender@fairfaxcounty.gov	(703)222-1111		<input checked="" type="checkbox"/>
Details Edit Delete	Sameena Sabir	45950	sameena@sabir-law.com	(703)362-9770	Law Office of Sameena Sabir, PC	<input checked="" type="checkbox"/>
Details Edit Delete	Teste Ng	2343	hngul6@fairfaxcounty.gov	(703)123-4567	Law	<input checked="" type="checkbox"/>
Details Edit Delete	Vickie Bait	2325355445	vbait1@verizon.net	(555)555-5555	ABC	<input checked="" type="checkbox"/>
Details Edit Delete	Vickie Baitinger	3236666	vbait1@fairfaxcounty.gov	(703)333-3333	ABC	<input checked="" type="checkbox"/>

Where there is a list, all columns with a bold blue header are sortable. Click once on the column header to sort ascending. Click again to sort descending.

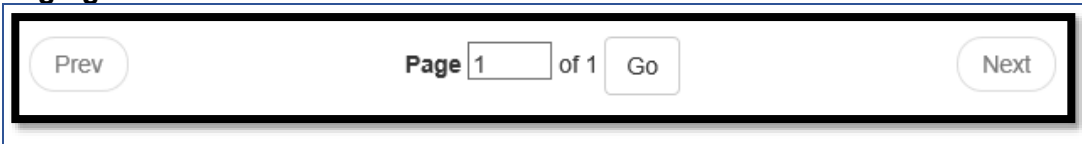
Logout/Help



Links in the left-hand menu allow the user to:

- view the help document by clicking the “Help” link
- log out of the application by clicking the “Log out” link

Paging



The image shows a paging control interface. It consists of three buttons: 'Prev', 'Go', and 'Next'. The 'Go' button is positioned to the right of a text input field containing the number '1', followed by the text 'of 1'. The entire interface is enclosed in a rectangular border.

Click Prev to navigate to the previous set of records

Click Next to navigate to the next set of records

Enter a page number and click Go to navigate to the specified page

Report

All reports display page number and date generated in the bottom of each page. Report name and selected criteria are displayed at the top of each page. All reports are displayed in DOC format.

Unless otherwise noted, after clicking the Run button, the following message box appears.



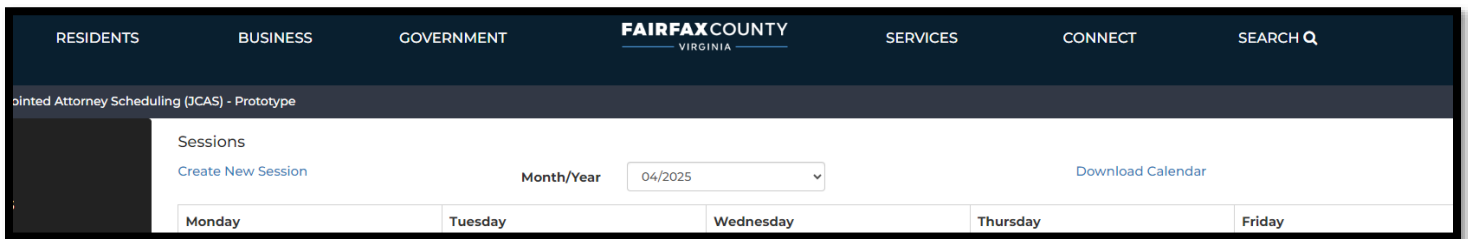
The image shows a file save dialog box. The text inside reads: "Do you want to open or save CourtCalendar.pdf from ffdssrsd2017.ffd.co.fairfax.va.us?". There are three buttons: "Open", "Save" (with a dropdown arrow), and "Cancel" (with a close 'x' icon).

Click Open to display the report on the screen in PDF format. Click Save to save a copy of the report on the user's PC. Click Cancel to disregard the report request.

Required Fields

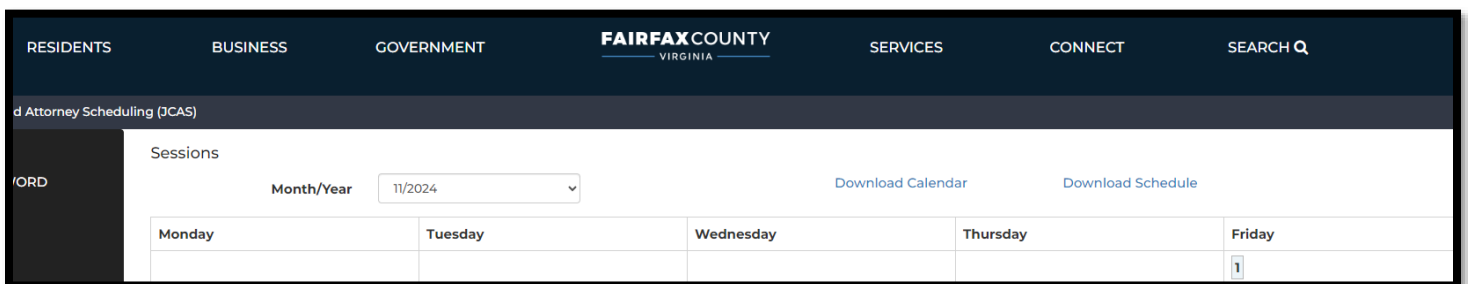
Unless otherwise noted, all required fields will be displayed with an asterisk * next to the field name.

Download Links



The image shows a screenshot of the 'Internal JCAS' interface. The header includes navigation links: RESIDENTS, BUSINESS, GOVERNMENT, FAIRFAX COUNTY VIRGINIA, SERVICES, CONNECT, and SEARCH. The main content area is titled 'Printed Attorney Scheduling (JCAS) - Prototype'. It features a 'Sessions' section with a 'Create New Session' link and a 'Month/Year' dropdown menu set to '04/2025'. A 'Download Calendar' link is visible. Below this is a table with columns for 'Monday', 'Tuesday', 'Wednesday', 'Thursday', and 'Friday'.

Internal JCAS the Download will download the calendar for the month that is currently displayed on the screen showing all the session scheduled with attorney name and telephone number.



The image shows a screenshot of the 'Attorney Scheduling (JCAS)' interface. The header is the same as the previous screenshot. The main content area is titled 'Attorney Scheduling (JCAS)'. It features a 'Sessions' section with a 'Month/Year' dropdown menu set to '11/2024'. There are two links: 'Download Calendar' and 'Download Schedule'. Below this is a table with columns for 'Monday', 'Tuesday', 'Wednesday', 'Thursday', and 'Friday'. The 'Friday' column has a '1' in the bottom row.

Attorney download calendar link will download a word document of the calendar for the month that is currently displayed on the screen with all the sessions scheduled.

Attorney download schedule link will download a word document of a list of sessions they are scheduled.

Email reminder for Attorney

An email is sent to registered attorneys each month as a reminder for the next sign up period. It is based on the setting value "EmailSchedulingReminderCalendarDate" if this setting value is not set then the value will default to the 25 th of the month. When any user loads the login screen the email will send. The email will send once.

JCAS Scheduling Reminder

JCAS@fairfaxcounty.gov

To sameena@sabir-law.com; jdailey42@yahoo.com; robinangelo@yahoo.com; phongtnguyen@verizon.net; johnbrij@aol.com; adriana@lawfirmvirginia.com; ctisdale@tisdalefirm.com; danunley1@gmail.com; williamdpickett@yahoo.com; juliehps@gmail.com; krblaw@gmail.com; anthonyho.law@gmail.com; +24 others

Reply Reply All Forward

Please do not reply to this email.

The JCAS court sessions for January 2025 will be available for scheduling starting on 10/01/2024.

Login

Log in

The JCAS application is only intended for authorized Court Appointed Attorneys and JDR internal users.

User name *

Password *

[Log in](#)

[Forgot Password](#)

[Create New Attorney User](#)

Description	
Any application message(s) currently in effect will be displayed on the top of the screen. If all message(s) currently in effect have Application Available set to True, prompts user for user Id and password to log in the application. Else, the input fields and button will not be displayed.	
Inputs	
User name	For attorney users, the registered email address. For internal users, the User Id that the employee uses to login to the FFX domain.
Password	For attorney users, the current password stored in JCAS. For internal users, the password the employee uses to login to the FFX domain.
Buttons/Links	
Log in	Click to log into the application. If the login is successful, the Main Menu appears.
Forgot Password	For attorney users only. Click to change password.
Create New Attorney User	For attorney users only. Click to register for access to JCAS.

The login message “The JCAS application is only intended for authorized Court Appointed Attorneys and JDR internal users.” can be changed using the setting LoginMessage.

Main Menu

After successful login, the Menu items appear according to the user’s assigned role.

Attorney

Users assigned an Attorney role may update their own profile, change password, schedule a court session, and view the Attorney Calendar and Attorney Schedule reports.

The screenshot shows the Attorney view of the JCAS system. The top navigation bar includes RESIDENTS, BUSINESS, GOVERNMENT, FAIRFAX COUNTY VIRGINIA, SERVICES, CONNECT, and SEARCH. The main header is 'Court Appointed Attorney Scheduling (JCAS)'. A left sidebar menu contains: EDIT PROFILE, CHANGE PASSWORD, SESSIONS, REPORTS, LOG OUT, and HELP. The main content area is titled 'Sessions' and shows a calendar for November 2024. The 'Month/Year' dropdown is set to 11/2024. There are links for 'Download Calendar' and 'Download Schedule'. The calendar grid shows sessions for Monday through Friday. Sessions are listed as A1, A2, A3, DHC, G1, and G2. Some dates are marked as HOLIDAY (e.g., 5, 11, 12, 15).

Monday	Tuesday	Wednesday	Thursday	Friday
				1 A1 A2 A3 DHC G1 G2
4 A1 A2 A3 DHC G1 G2	5 HOLIDAY	6 A1 A2 A3 DHC G1 G2	7 A1 A2 A3 DHC G1 G2	8 A1 A2 A3 DHC G1 G2
11 HOLIDAY	12 A1 A2 A3 DHC G1	13 A1 A2 A3 DHC G1	14 A1 A2 A3 DHC G1	15 A1 A2 A3 DHC G1

ReadOnly

Users assigned a ReadOnly role may view all sessions, reports and attorneys.

The screenshot shows the ReadOnly view of the JCAS system. The top navigation bar is the same as the Attorney view. The main header is 'Court Appointed Attorney Scheduling (JCAS) - Testing'. The left sidebar menu contains: SESSIONS, REPORTS, ATTORNEYS, LOG OUT, and HELP. The main content area is titled 'Sessions' and shows a calendar for February 2020. The 'Month/Year' dropdown is set to 02/2020. There is a link for 'Download Calendar'. The calendar grid shows sessions for Monday through Friday. Sessions are listed as A1 - PD, A2 -, A3 - V Baitinger, DHC -, G1 -, and G2 -.

Monday	Tuesday	Wednesday	Thursday	Friday
			6 A1 - PD A2 - A3 - V Baitinger DHC - G1 - G2 -	7 A1 - A2 - A3 - DHC - G1 - G2 -
10 A1 - A2 -	11 A1 - A2 -	12 A1 - A3 -	13 A1 - PD A2 -	14 A1 - A2 -

DataEntry

Users assigned a DataEntry role may add/update/delete attorneys, court closed dates, sessions, court date notes, sessions, and view all reports.

The screenshot shows the 'Court Date Notes' page in the 'FAIRFAX COUNTY VIRGINIA' system. The page title is 'Court Appointed Attorney Scheduling (JCAS) - Prototype'. A left-hand navigation menu is open, showing options: SESSIONS, REPORTS, ATTORNEYS, DATAENTRY (selected), Court Closed, Court Date Notes, and Delete Sessions. The main content area has a 'Year' dropdown set to '2020'. Below this is a table of court date notes.

Create New	From Date	To Date	Display Order	Note
Edit Delete	04/29/2020	04/30/2020	0	test note here
Edit Delete	04/30/2020	05/04/2020	10	test again
Edit Delete	05/20/2020	05/20/2020	1	test note 5/20
Edit Delete	05/25/2020	05/25/2020	0	testtest
Edit Delete	12/20/2020	01/11/2021	2	test cross years

SysAdmin

Users assigned a SysAdmin role may do all that DataEntry users may do. In addition, users assigned a SysAdmin role may add/update/delete users, and entries in a lookup table and view all reports.

The screenshot shows the 'Sessions' page in the 'FAIRFAX COUNTY VIRGINIA' system. The page title is 'Court Appointed Attorney Scheduling (JCAS) - Prototype'. A left-hand navigation menu is open, showing options: SESSIONS, REPORTS, ATTORNEYS, DATAENTRY, SYSADMIN (selected), LOG OUT, and HELP. The main content area has a 'Month/Year' dropdown set to '04/2025' and a 'Download Calendar' link. Below this is a calendar grid showing sessions for the month of April 2025.

Monday	Tuesday	Wednesday	Thursday	Friday
	1 A1 A2 A3 DHC G1 G2	2 A1 A2 A3 DHC G1 G2	3 A1 - PD - A2 A3 DHC G1 G2	4 A1 A2 A3 DHC G1 G2
7 A1 A2 A3 DHC G1 G2	8 A1 A2 A3 DHC G1 G2	9 A1 A2 A3 DHC G1 G2	10 A1 - PD - A2 A3 DHC G1	11 A1 A2 A3 DHC G1 G2

Create/Register New Attorney User

Create Attorney User

First Name *

Middle Name

Last Name *

Bar Number *

Phone Number *

Email Address *

Law Firm Name

Hearing Types * (select at least one)

- Criminal Hearing A1
- Criminal Hearing A2
- Criminal Hearing A3
- Detention Hearing Conflict
- Guardian Ad Litem 1
- Guardian Ad Litem 2

[Create](#)

Description	
Allows a court appointed attorney to register for JCAS access.	
User Role	
Anonymous.	
Navigation	
On the login page, click <i>Create New Attorney User</i> .	
Inputs	
First Name	First name of the attorney. Must be 50 characters or less. Must be completed.
Middle Name	Middle name of the attorney. Must be 50 characters or less.
Last Name	Last name of the attorney. Must be 50 characters or less. Must be completed.
Bar Number	Number issued by the Virginia State Bar to uniquely identify the attorney. Must be 10 characters or less. Must be completed. Must be unique.
Phone Number	Phone number where the attorney may be contacted. Must be 20 characters or less. Must be completed. Will be automatically formatted to xxx-xxx-xxxx.
Email Address	Email address where the attorney may be contacted. Must be 300 characters or less. Must be completed. Must be unique within the JCAS application. Must be a valid email address format.

Law Firm Name	Name of the law firm where the attorney provides legal service. Must be 100 characters or less.
Hearing Types	Identifies the hearing types the attorney is certified to provide service. At least one must be completed.
Buttons/Links	
Create	<p>Click to create a new attorney user.</p> <p>If passes validation, message <i>“The new attorney user has been created, pending the Court’s approval. Please check your email for registration receipt.”</i> appears and an email with subject “JCAS Confirmation Code” will be sent to the provided email address with a confirmation link to complete the registration process. The confirmation code will expire within 1 day of issuing.</p> <p>The expiration days, email subject and body can be changed using the following settings: EmailConfirmationExpireDays, EmailConfirmationCodeSubject and EmailConfirmationCodeBody.</p> <p>Another email will be sent to the system administrators with a link which when clicked will open the edit attorney page which will allow the sysadmin user to click the Is Active checkbox to make the attorney active in the JCAS application. If the attorney is not made active, they will not be able to log into the JCAS application.</p>

Court Appointed Attorney Scheduling (JCAS) - Prototype

Create Attorney User

The new attorney user has been created, pending the Court's approval. Please check your email for registration receipt.

Attorney Name	John Doe1
Bar Number	2343242342
Email Address	dsfsfd@sss.com
Law Firm Name	234324334324
Phone Number	(444)444-4444
Hearing Type	Criminal Hearing AI

*** JCAS TEST VERSION ***In the production version of JCAS, this email would have been addressed as follows:

To: dsfsfd@sss.com

From: JCAS@fairfaxcounty.gov

Please do not reply to this email.

Your registration to access the Fairfax County JDR Court Appointed Attorney Scheduling (JCAS) Application has been received, pending the Court’s approval. A confirmation email will be sent to this email address once your registration is approved.

*** JCAS TEST VERSION ***In the production version of JCAS, this email would have been addressed as follows:
To: knguy1@fairfaxcounty.gov; vbaiti@fairfaxcounty.gov; xjsims0@fairfaxcounty.gov; mkatou@fairfaxcounty.gov
From: JCAS@fairfaxcounty.gov

A new attorney has been registered in JCAS, pending the Court's approval.
<https://publicdev.fairfaxcounty.gov/apps/jcas/JcasAttorneys/Edit/26>

Court Appointed Attorney Scheduling (JCAS) - Prototype

SESSIONS
REPORTS -
ATTORNEYS
DATAENTRY -
SYSADMIN -

Edit Attorney User

First Name *

Middle Name

Last Name *

Bar Number *

Phone Number * (enter numbers only)

Email Address *

Law Firm Name

Is Active

Hearing Types * (select at least one)

- Criminal Hearing A1
- Criminal Hearing A2
- Criminal Hearing A3
- Detention Hearing Conflict
- Guardian Ad Litem 1
- Guardian Ad Litem 2

Once the new attorney is made active another email is sent to the attorney which will allow them to set their password. (see below)

Please do not reply to this email.

You have been granted access to the Fairfax County JDR Court Appointed Attorney Scheduling (JCAS) Application.

Please click the link below (or cut and paste it in your browser), enter your email address, and select a new password. This confirmation code expires in 1 day.
<https://publicdev.fairfaxcounty.gov/apps/jcas/Account/ChangePassword?emailCode=cqRhpCYzM50yKEdONCoN30DqPhFk2iOhFB4tag2WPjwEGg5wtFdzxho0JvupE>

Change Password

Change Password

New Password must be:

- at least 8 characters long with
- at least 1 space or special character from the following list: !@#\$\$%^&*_
- at least 1 upper case letter,
- at least 1 lower case letter, and
- at least 1 number.

Email Address *

New Password *

Repeat New Password *

Description	
Allows a registered attorney user to change their password.	
User Role	
Attorney	
Navigation	
From a confirmation email, click the confirmation link, or Upon successful login, click <i>Change Password</i> from the menu bar.	
Inputs	
Email Address	The registered email address where the attorney may be contacted. Must be 300 characters or less. Must be completed. Must be a valid email address format.
New Password	Provide a new password. Must satisfy the password rule displayed on the Change Password screen.
Repeat New Password	Repeat the new password. Must be the same as the new password.
Buttons/Links	
Save	Click to save the new password. Password expires 90 days after changing. The expiration days can be changed using the setting PasswordExpireDays.
Cancel	Click to discard the changes.

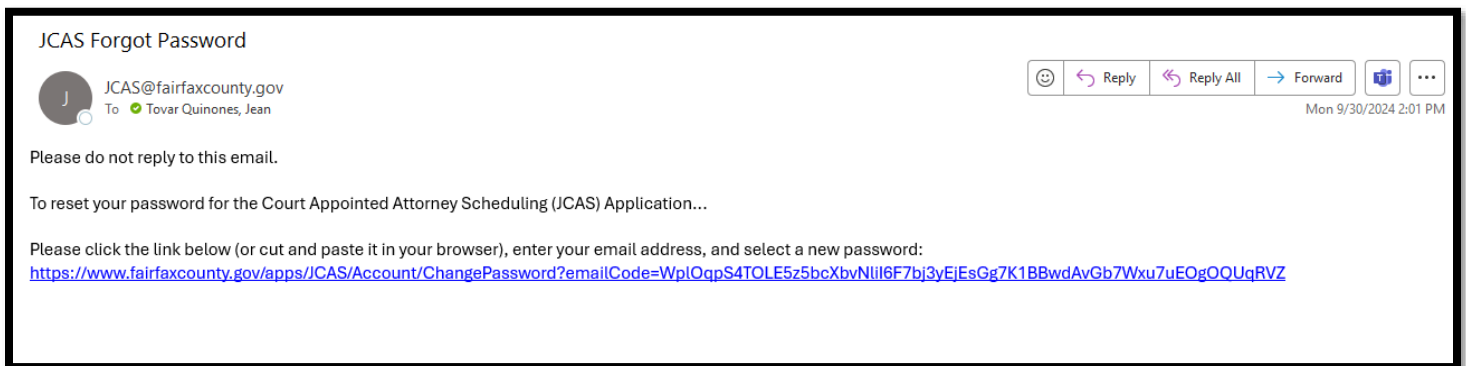
Forgot Password

Forgot Password (Attorney Users Only)

Email Address *

Description
Allows a registered attorney user to change their password.

User Role	
Attorney	
Navigation	
On the login page, click <i>Forgot Password</i>	
Inputs	
Email Address	The registered email address where the attorney may be contacted. Must be 300 characters or less. Must be completed. Must be a valid email address format.
Buttons/Links	
Send Email	Click to send an email with subject “JCAS Forgot Password” to the provided email address with a link to change password. The link will expire within 1 day of issuing. The expiration days, email subject and body can be changed using the following settings: EmailConfirmationExpireDays, ForgotPasswordSubject and ForgotPasswordBody.
Cancel	Click to return to the login page.



Edit Attorney

Edit Attorney User

First Name *

Middle Name

Last Name *

Bar Number *

Phone Number *

Email Address *

Law Firm Name

Is Active

Hearing Types * (select at least one)

- Criminal Hearing A1
- Criminal Hearing A2
- Criminal Hearing A3
- Detention Hearing Conflict
- Guardian Ad Litem 1
- Guardian Ad Litem 2

[Save](#)

Description	
Allows a registered attorney to edit their own profile. Also allows internal users with DataEntry role to edit attorney information.	
User Role	
Attorney, DataEntry	
Navigation	
For attorney users, click <i>Edit Profile</i> from the menu bar. For internal users with DataEntry role, click <i>Attorneys</i> from the menu bar, then click <i>Edit</i> next to the attorney to update.	
Inputs	
First Name	First name of the attorney. Must be 50 characters or less. Must be completed.
Middle Name	Middle name of the attorney. Must be 50 characters or less.
Last Name	Last name of the attorney. Must be 50 characters or less. Must be completed.
Bar Number	Number issued by the Virginia State Bar to uniquely identify the attorney. Must be 10 characters or less. Must be completed. Must be unique.
Phone Number	Phone number where the attorney may be contacted. Must be 20 characters or less. Must be completed. Will be automatically formatted to xxx-xxx-xxxx.

Email Address	Email address where the attorney may be contacted. Must be 300 characters or less. Must be completed. Must be unique within the JCAS application. Must be a valid email address format.
Law Firm Name	Name of the law firm where the attorney provides legal service. Must be 100 characters or less.
Is Active	Only visible for users with DataEntry role. Whether the attorney is active in JCAS application. Must be completed.
Hearing Types	Identifies the hearing types the attorney is certified to provide service. At least one must be completed.
Buttons/Links	
Save	Click to save the attorney information.

Delete Attorney

Delete Attorney

ARE YOU SURE YOU WANT TO DELETE THIS ATTORNEY?

Attorney Name Kathie Nguyen
Bar Number 123123
Email Address knguy1@fairfaxcounty.gov
Law Firm Name XYZ
Phone Number 703-222-1234
Hearing Types Criminal Hearing A1
Criminal Hearing A2
Criminal Hearing A3
Detention Hearing Conflict
Guardian Ad Litem 1
Guardian Ad Litem 2

[Delete](#)

Description	
Allows internal users with DataEntry role to delete an attorney.	
User Role	
DataEntry	
Navigation	
For internal users with DataEntry role, click <i>Attorneys</i> , then click <i>Delete</i> next to the attorney to delete.	
Buttons/Links	
Delete	Click to delete the attorney from JCAS. The attorney cannot be deleted if scheduled for any of the existing sessions (past or future) within JCAS.

Attorney Search

Attorneys

Search for: Search Clear

Prev Page of 1 Go Next

	Attorney Name	Bar Number	Email Address	Phone Number	Law Firm Name
Edit Delete	Huy Nguyen	12321321	huy.nguyen@fairfaxcounty.gov	222-222-2222	PSB
Edit Delete	Kathie Nguyen	123123	knguy1@fairfaxcounty.gov	703-222-1234	XYZ

Description	
Allows an internal user with Readonly and DataEntry role to search for an attorney.	
User Role	
Readonly, DataEntry	
Navigation	
Click <i>Attorneys</i> from the menu bar.	
Inputs	
Search for	Provide criteria to search.
Buttons/Links	
Search	Click to search for an attorney with any of the following information that contains the provided criteria: name, bar number, email address, law firm name, and phone number.
Clear	Click to clear the <i>Search for</i> box.

Court Closed Dates

Court Appointed Attorney Scheduling (JCAS) - Prototype

SESSIONS
REPORTS-
ATTORNEYS
DATAENTRY-
SYSADMIN-
LOG OUT
HELP

Court Closed Dates

Year

Create New	Court Closed Date	Court Closed Reason
Edit Delete	05/29/2023	HOLIDAY
Edit Delete	06/19/2023	HOLIDAY
Edit Delete	07/04/2023	HOLIDAY
Edit Delete	09/04/2023	HOLIDAY
Edit Delete	10/09/2023	HOLIDAY
Edit Delete	11/07/2023	HOLIDAY

Description	
Allows an internal user with DataEntry role to add/edit/delete a court closed date.	
User Role	
DataEntry	
Navigation	
Click <i>Court Closed</i> from the menu bar.	
Inputs	
Year	Select a year to list all existing court closed dates for that year. The dropdown box only lists years that at least one court closed date exists for that year. Court Closed Dates for next year will be auto-inserted as specified in the Scheduled Jobs section of this document.
Buttons/Links	
Create New	Click to create a new court closed date.
Edit	Click to update a court closed date.
Delete	Click to delete a court closed date.

Add Court Closed Date

Create Court Closed Date

Court Closed Date *

Court Closed Reason *

Description	
Allows an internal user with DataEntry role to add a court closed date.	
User Role	
DataEntry	
Navigation	

Click <i>Court Closed</i> from the menu bar. Click <i>Create New</i> .	
Inputs	
Court Closed Date	Date the court is closed. Must be completed.
Court Closed Reason	Reason the court is closed. Must be 50 characters or less. Must be completed.
Buttons/Links	
Create	Click to create the new court closed date. If there already exists a session with a scheduled attorney on the specified date, the following message appears and the new court closed date will not be created: <i>“Court Closed Date must not be on a weekend and must not already exist a session on the same date with a scheduled attorney.”</i>

Edit Court Closed Date

Description	
Allows an internal user with DataEntry role to edit a court closed date.	
User Role	
DataEntry	
Navigation	
Click <i>Court Closed</i> from the menu bar. Click <i>Edit</i> next to the court closed date to update.	
Inputs	
Court Closed Date	Date the court is closed. Must be completed.
Court Closed Reason	Reason the court is closed. Must be 50 characters or less. Must be completed.
Buttons/Links	
Save	Click to save the changes. If there already exists a session with a scheduled attorney on the specified date, the following message appears and the new court closed date will not be created: <i>“Court Closed Date must not be on a weekend and must not already exist a session on the same date with a scheduled attorney.”</i>

Delete Court Closed Date

Delete Court Closed Date

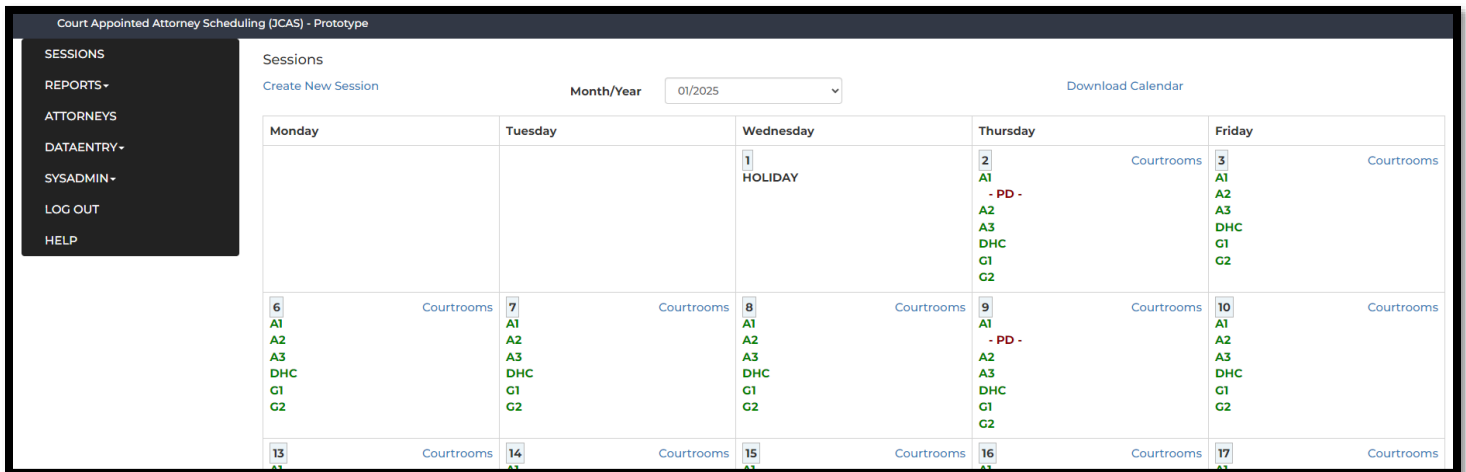
ARE YOU SURE YOU WANT TO DELETE THIS COURT CLOSED DATE?

Court Closed Date 05/29/2023
Court Closed Reason HOLIDAY

[Delete](#)

Description	
Allows an internal user with DataEntry role to delete a court closed date.	
User Role	
DataEntry	
Navigation	
Click <i>Court Closed</i> from the menu bar. Click <i>Delete</i> .	
Buttons/Links	
Delete	Click to delete the court closed date.

Sessions



Description	
Allows attorney users to schedule a court session. Allows internal users with DataEntry role to create/schedule/unscheduled/edit/delete a court session.	
User Role	
Attorney, DataEntry	
Navigation	
Click <i>Sessions</i> from the menu bar. The Attorney column is not visible to attorney users. By default, scheduled sessions are listed first.	
Inputs	
Month/Year	Select a month and year to display the court sessions for the selected month and year. For attorney users, the dropdown box only lists the next 3 months. For internal users with DataEntry role, the dropdown box lists all months and years that have at least one existing session within each month and year.
Session Date	Select a specific date to display all court sessions for the selected date. Weekends and court closed dates are not selectable. For attorney users, the calendar only allows selection of dates within the next 3 months. For internal users with DataEntry role, the calendar allows selection of dates within the next 12 months.
Buttons/Links	
Create New	Not visible to attorney users. Click to create a new court session.
Schedule	Click to schedule the session.
Unschedule	Not visible to attorney users. Click to unscheduled the session.
Edit	Not visible to attorney users. Click to edit the courtroom for the session.
Delete	Not visible to attorney users. Click to delete the session.

Create Session

Create Session

Session Date *

Hearing Type *

Attorney

Courtroom

[Create](#)

Description	
Allows internal users with DataEntry role to create a court session.	
User Role	
DataEntry	
Navigation	
Click <i>Sessions</i> from the menu bar. Click <i>Create New</i> .	
Inputs	
Session Date	Identify the date the court is in session. Must be completed.
Hearing Type	Identifies the hearing type for the court session. Must be completed.
Attorney	Identifies the attorney scheduled for this court session and hearing type.
Courtroom	Identifies the courtroom assigned to this session and hearing type (if any).
Buttons/Links	
Create	<p>Click to create the new court session.</p> <p>Combination of session date and attorney must be unique.</p> <p>Combination of session date and hearing type must be unique.</p> <p>Session date must not be on weekend, not on a court closed date, not before the current date, not later than next year.</p> <p>If an attorney is selected, hearing type must be one of the attorney's certified hearing types.</p> <p>Combination of session date, hearing type, and attorney must satisfy one of the rules set in the JcasRule table.</p> <p>If passes validation, if an attorney is selected, an email with subject "JCAS Session Scheduled" will be sent to the attorney's email address.</p> <p>The email subject and body can be changed using the following settings: EmailSessionScheduledSubject, EmailSessionScheduledBody.</p>

JCAS Session Scheduled

JCAS@fairfaxcounty.gov

To ● Nguyen, Kathie

Cc ○ JCAS@fairfaxcounty.gov

↩ Reply

↩↩ Reply All

➔ Forward

⋮

7:44 AM

The following session has been scheduled: Date: 10/2/2019 Hearing Type: Criminal Hearing A1

Schedule Session

Attorney screen

Schedule a Session

Session Date 10/03/2019
Attorney Name John Smith
Hearing Type Criminal Hearing A2
Courtroom

[Schedule](#)

Internal screen

Schedule a Session

Attorney * --select one--

Hearing Type Detention Hearing Conflict

Session Date 01/07/2025

Courtroom --select one--

[Schedule](#)

[Back to Calendar](#)

Multiple Sessions can be created

Court Appointed Attorney Scheduling (JCAS) - Prototype

SESSIONS
REPORTS-
ATTORNEYS
DATAENTRY-
SYSADMIN-
LOG OUT
HELP

Sessions
Create New Session
Month/Year 10/2024
Download Calendar

Monday	Tuesday	Wednesday	Thursday	Friday
			3 A1 - PD - A2 A3 DHC G1 G2	4 A1 A2 A3 DHC G1 G2
7 A1 A2 A3 DHC G1 G2	8 A1 A2 A3 DHC G1 G2	9 A1 - J Tovar - (3C) A2 - J Tovar - (3B) A2 - T TEST 01 - (3B) A3 - J Tovar - (3C) DHC G1 - PD - (3C) G2	10 A1 - PD - A2 A3 DHC G1 G2	11 A1 A2 A3 DHC G1 G2
14	15 Courtrooms	16 Courtrooms	17 Courtrooms	18 Court

Description	
Allows attorney users to schedule a court session. Allows internal users with DataEntry role to schedule a court session.	
User Role	
Attorney, DataEntry	
Navigation	
Click <i>Sessions</i> from the menu bar. Click <i>Schedule</i> .	
Inputs	
Attorney	Only selectable for users with DataEntry role. The dropdown box only lists attorneys who are certified for the selected hearing type. Select an attorney to schedule for this court session and hearing type.
Courtroom	Only selectable for users with DataEntry role. Select a desired courtroom from the dropdown. It is not required.
Buttons/Links	
Schedule	Click to schedule the attorney for the court session. The courtroom can also be scheduled for this session for internal users if selected. Combination of session date and attorney must be unique. Combination of session date, hearing type, and attorney must satisfy one of the rules set in the JcasRule table. If passes validation, an email with subject “JCAS Session Scheduled” will be sent to the attorney’s email address. The email subject and body can be changed using the following settings: EmailSessionScheduledSubject, EmailSessionScheduledBody.
Back to Calendar	Click to return to calendar. It will return the user to the month for which was clicked to schedule the session.

Schedule a Session

Session scheduled successful.

Session Date 11/06/2024
Attorney Name Jean D Tovar
Hearing Type Criminal Hearing A2
Courtroom

[Back to Calendar](#)

JCAS Session Confirmed Inbox x



JCAS@fairfaxcounty.gov
to me

2:01PM (2 minutes ago) ☆ 😊 ↶ ⋮

Nov
5
Tue

Fairfax County JDR Court - Confirmed...

When Wed Nov 6, 2024 (EST)
Where Fairfax County JDR
Who Unknown Organizer*
[Add to calendar >](#)

Agenda
Wed Nov 6, 2024
No earlier events
All day Fairfax County JDR Court - Confirmed...
No later events

Please do not reply to this email.

You are confirmed to: Date: 11/6/2024 Hearing Type: Criminal Hearing A2

One attachment • Scanned by Gmail ⓘ

JcasSession.ics [Download](#)

Unschedule Session

Unschedule a Session

ARE YOU SURE YOU WANT TO UNSCHEDULE THE ATTORNEY FROM THIS SESSION?

Session Date 10/01/2019
Attorney Name Kathie Nguyen
Hearing Type Name Guardian Ad Litem 2
Courtroom

[Unschedule](#)

Description

Allows internal users with DataEntry role to unschedule a court session.

User Role	
DataEntry	
Navigation	
Click <i>Sessions</i> from the menu bar. Click <i>Unschedule</i> .	
Buttons/Links	
Unschedule	Click to unschedule the attorney from the court session. An email with subject "JCAS Session Unscheduled" will be sent to the attorney's email address. The email subject and body can be changed using the following settings: EmailSessionUnscheduledSubject, EmailSessionUnscheduledBody.

Unschedule a Session

Session unscheduled successful.

Session Date 10/01/2019

Attorney Name

Hearing Type Name Guardian Ad Litem 2

Courtroom

JCAS Session Unscheduled

JCAS@fairfaxcounty.gov

To ● Nguyen, Kathie

Cc ○ JCAS@fairfaxcounty.gov

↩ Reply
↩ Reply All
➔ Forward
⋮

Tue 10/1/2019 8:35 AM

The following session has been unscheduled: Date: 10/1/2019 Hearing Type: Guardian Ad Litem 2

Edit Session Courtroom

Court Appointed Attorney Scheduling (JCAS) - Testing

SESSIONS

REPORTS ▾

ATTORNEYS

DATAENTRY ▾

SYSADMIN ▾

LOG OUT

HELP

Edit Courtrooms

Session Date

A1

A3

DHC

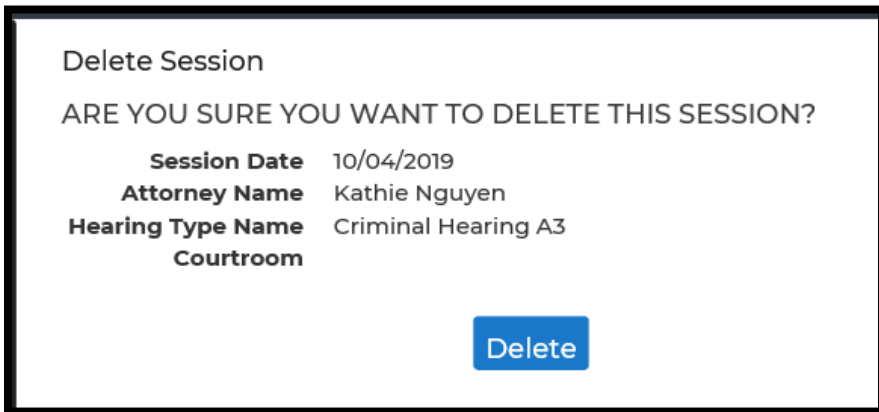
G1

G2

Save

Description	
Allows internal users with DataEntry role to edit a session courtroom.	
User Role	
DataEntry	
Navigation	
Click <i>Sessions</i> from the menu bar. Click <i>Courtrooms</i> .	
Inputs	
Courtroom	Select a courtroom to assign to the court session from the dropdown list next to the hearing type.
Buttons/Links	
Save	Click to update the courtroom for the court session.

Delete Session



Description	
Allows internal users with DataEntry role to delete a court session.	
User Role	
DataEntry	
Navigation	
Click <i>Sessions</i> from the menu bar. Click <i>Delete</i> .	
Buttons/Links	
Delete	Click to delete the court session. If an attorney was scheduled for the deleted court session, an email with subject “JCAS Session Deleted” will be sent to the attorney’s email address. The email subject and body can be changed using the following settings: EmailSessionDeletedSubject, EmailSessionDeletedBody.

Delete Session

Session deleted successful.

JCAS Session Deleted

JCAS@fairfaxcounty.gov

To ✔ Nguyen, Kathie

Cc ○ JCAS@fairfaxcounty.gov

↩ Reply
↩ Reply All
→ Forward
⋮

Tue 10/1/2019 8:51 AM

The following session has been deleted: Date: 10/4/2019 Hearing Type: Criminal Hearing A3

Court Date Notes

RESIDENTS
BUSINESS
GOVERNMENT
FAIRFAX COUNTY
SERVICES
CONNECT
SEARCH Q

Court Appointed Attorney Scheduling (JCAS) - Prototype

SESSIONS

REPORTS -

ATTORNEYS

DATAENTRY -

Court Closed

Court Date Notes

Delete Sessions

Court Date Notes

Year

	From Date	To Date	Display Order	Note
Create New				
Edit Delete	04/29/2020	04/30/2020	0	test note here
Edit Delete	04/30/2020	05/04/2020	10	test again
Edit Delete	05/20/2020	05/20/2020	1	test note 5/20
Edit Delete	05/25/2020	05/25/2020	0	testtest
Edit Delete	12/20/2020	01/11/2021	2	test cross years

Description

Allows internal users with Data Entry role to create/update/delete court date notes.

User Role

Data Entry

Navigation

Click *Court Closed Notes* from the menu bar.

Buttons/Links

Create New	Click to create a Court Date Note.
Edit	Click to update a Court Date Note.
Delete	Click to delete a Court Date Note.

Create Court Date Note

The screenshot shows a web application interface for creating a court date note. At the top, there is a navigation bar with links for RESIDENTS, BUSINESS, GOVERNMENT, FAIRFAX COUNTY VIRGINIA, SERVICES, CONNECT, and SEARCH. Below this is a sub-header 'Court Appointed Attorney Scheduling (JCAS) - Prototype'. On the left, a dark sidebar menu lists various system functions. The main content area is titled 'Create Court Date Note' and contains four input fields: 'From Date', 'To Date', 'Note', and 'Display Order'. A blue 'Create' button is positioned below the 'Display Order' field.

Description	
Allows internal users with Data Entry role to create a new court date note.	
User Role	
Data Entry	
Navigation	
Click <i>court date notes</i> from the menu bar. Click <i>Create New</i> .	
Inputs	
From Date	Select date from calendar control. This is court date the court date note will start appearing on the calendar.
To Date	Select date from the calendar control. This will be the court date the court date note will stop appearing on the calendar.
Note	Enter the note that will appear on the calendar day(s).
Display Order	Enter a number between 1 and 100 if more than one note is needed per day on the calendar. It court notes will sort based upon the number entered.
Buttons/Links	
Create	Click to create the court date note.

Edit Court Date Note(s)

The screenshot shows a web application interface for editing court date notes. At the top, there is a navigation bar with links for RESIDENTS, BUSINESS, GOVERNMENT, FAIRFAX COUNTY VIRGINIA, SERVICES, CONNECT, and SEARCH. Below this is a sub-header 'Court Appointed Attorney Scheduling (JCAS) - Prototype'. On the left, a dark sidebar menu lists various system functions. The main content area is titled 'Edit Court Date Note' and contains four input fields: 'From Date' (04/29/2020), 'To Date' (04/30/2020), 'Note' (test note here), and 'Display Order' (0). A blue 'Save' button is positioned below the 'Display Order' field.

Description	
Allows internal users with Data Entry role to update information about a court date note(s).	
User Role	
Data Entry	
Navigation	
Click <i>Court Date Notes</i> from the menu bar. Click <i>Edit</i> .	
Inputs	
From Date	Select Date for the court note to begin to show on the calendar.
To Date	Select To Date for end date of the court date notes to show.
Note	Note to be displayed on the desired court date(s)
Display Order	Numeric value from 1 to 100 entered in order to display multiple court notes
Buttons/Links	
Save	Click to save changes made to the court date note.

Delete Court Date Note



Description	
Allows internal users with SysAdmin role to delete Court Date Note.	
User Role	
Data Entry	
Navigation	
Click Court Date Note from the menu bar. Click <i>Delete</i> .	
Buttons/Links	
Delete	Click to delete the Court Date Note

Users

Internal Users			
Create New	User Login Id	User Name	User Role
Edit Delete	knguy1	Kathie Nguyen	SysAdmin
Edit Delete	vbaiti	Vickie Baitinger	SysAdmin
Edit Delete	xbmora5	Barbara Moran	SysAdmin
Edit Delete	xjsims0	Jackelyann Sims	SysAdmin

Description	
Allows internal users with SysAdmin role to create/update/delete an internal user.	
User Role	
SysAdmin	
Navigation	
Click <i>Users</i> from the menu bar.	
Buttons/Links	
Create New	Click to create a new user.
Edit	Click to update a user.
Delete	Click to delete a user.

Create User

Create Internal User

User Login Id *

User Name *

User Role

[Create](#)

Description	
Allows internal users with SysAdmin role to create a new internal user.	
User Role	
SysAdmin	
Navigation	
Click <i>Users</i> from the menu bar. Click <i>Create New</i> .	
Inputs	
User Login Id	Network Id the user uses to login to the application. Must be 10 characters or less. Must be completed. Must be unique.
User Name	Full name of the user (First Middle Last). Must be 50 characters or less. Must be completed.
User Role	Role that determines what this user can do within the application.
Buttons/Links	
Create	Click to create the new user.

Edit User

Edit Internal User

User Login Id *

User Name *

User Role ▼

Description	
Allows internal users with SysAdmin role to update information about an internal user.	
User Role	
SysAdmin	
Navigation	
Click <i>Users</i> from the menu bar. Click <i>Edit</i> .	
Inputs	
User Login Id	Network Id the user uses to login to the application. Must be 10 characters or less. Must be completed. Must be unique.
User Name	Full name of the user (First Middle Last). Must be 50 characters or less. Must be completed.
User Role	Role that determines what this user can do within the application.
Buttons/Links	
Save	Click to save changes made to the user.

Delete User

Delete Internal User

ARE YOU SURE YOU WANT TO DELETE THIS INTERNAL USER?

User Login Id test22

User Name John Doe

User Role ReadOnly

Description	
Allows internal users with SysAdmin role to delete internal user.	
User Role	
SysAdmin	
Navigation	
Click <i>Users</i> from the menu bar. Click <i>Delete</i> .	
Buttons/Links	
Delete	Click to delete the user.

Reports

Court Calendar

Report: CourtCalendar

FromDate *

ToDate *

Description	
Allows internal users to generate the court calendar report.	
User Role	
ReadOnly	
Navigation	
Select <i>Court Calendar</i> from the menu bar.	
Inputs	
From Date	Enter the begin of the date range. Must be a valid date. Must be completed. Must be on or before the To Date.
To Date	Enter the end of the date range. Must be a valid date. Must be completed. Must be on or after the From Date.
Buttons/Links	
Run	Click to generate the report. From Date must be on or before To Date and not more than one year in between. For court sessions during the specified date range, the report will be displayed in calendar format, one month per page, exclude weekends. For each date, if it is a court closed date, display the court closed reason. Else, for each hearing type, display the hearing type code, the scheduled attorney name (first initial and last), courtroom in parentheses (if available), and attorney phone number (first digit area code and 7 digits local number).

November 2019

Monday	Tuesday	Wednesday	Thursday	Friday
				1 A1 A2 A3 DHC G1 G2
4 A1 - K Nguyen 7/222-1234 A2 A3 DHC G1 - V Baitinger 7/-333-333 G2	5 A1 A2 A3 DHC G1 G2	6 A1 - K Nguyen 7/222-1234 A2 A3 DHC G1 G2	7 A1 - PD A2 A3 DHC G1 G2	8 A1 A2 - V Baitinger 7/-333-333 A3 DHC G1 G2
11 HOLIDAY	12 A1 A2 A3 DHC G1 G2	13 A1 A2 A3 DHC G1 G2	14 A1 - PD A2 A3 DHC G1 G2	15 A1 A2 A3 DHC G1 G2
18 A1 A2 A3 DHC G1 G2	19 A1 A2 A3 DHC G1 G2	20 A1 A2 A3 DHC G1 G2	21 A1 - PD A2 A3 DHC G1 G2	22 A1 A2 A3 DHC G1 G2
25 A1 A2 A3 DHC G1 G2	26 A1 A2 A3 DHC G1 G2	27 A1 (3B) A2 - H Nguyen (3D) 2/222-2222 A3 DHC G1 G2	28 HOLIDAY	29 HOLIDAY

JCAS - 10/1/2019 9:30:20 AM

Attorney Calendar

Report: AttorneyCalendar

Attorney *

Description
Allows all users to generate the attorney calendar report.
User Role
Attorney, ReadOnly
Navigation
Select <i>Attorney Calendar</i> from the menu bar.
Inputs

Attorney	Only selectable for internal users. Select the attorney to generate the calendar for.
Buttons/Links	
Run	<p>Click to generate the report.</p> <p>For court sessions scheduled for the selected attorney for the next 3 months, the report will be displayed in calendar format, one month per page, exclude weekends. For each date, if it is a court closed date, display the court closed reason. Else, if the attorney is scheduled for the date, display the scheduled hearing type name and courtroom in parentheses (if available).</p> <p>The number of months displayed can be changed using the setting AttorneySessionMonths.</p>

November 2019 Kathie Nguyen				
Monday	Tuesday	Wednesday	Thursday	Friday
				1
4 Criminal Hearing A1 (3E)	5	6 Criminal Hearing A1 (3B)	7	8
11 HOLIDAY	12	13	14	15
18	19	20	21	22
25	26	27	28 HOLIDAY	29 HOLIDAY

JCAS - 10/1/2019 9:50:24 AM

Attorney Schedule

Report: AttorneySchedule

Attorney *

Description	
Allows all users to generate the attorney schedule report.	
User Role	
Attorney, ReadOnly	
Navigation	
Select <i>Attorney Schedule</i> from the menu bar.	
Inputs	
Attorney	Only selectable for internal users. Select the attorney to generate the schedule for.
Buttons/Links	
Run	Click to generate the report. For court sessions scheduled for the selected attorney for the next 3 months, the report lists session day and session date, hearing type name, and courtroom (if available). The number of months displayed can be changed using the setting AttorneySessionMonths.

Attorney Schedule

Kathie Nguyen

Session	Hearing Type	Courtroom
Tuesday, 10/01/2019	Criminal Hearing A3	3G
Monday, 10/07/2019	Criminal Hearing A2	
Friday, 10/11/2019	Criminal Hearing A1	
Wednesday, 10/16/2019	Criminal Hearing A2	
Monday, 11/04/2019	Criminal Hearing A1	3E
Wednesday, 11/06/2019	Criminal Hearing A1	3B

Lookup Tables

Courtrooms

Courtrooms	
Create New	Courtroom
Edit Delete	3A
Edit Delete	3B
Edit Delete	3C
Edit Delete	3D
Edit Delete	3E
Edit Delete	3F
Edit Delete	3G
Edit Delete	3H

Create Courtroom

Courtroom *

Create

Edit Courtroom

Courtroom *

Save

Delete Courtroom

ARE YOU SURE YOU WANT TO DELETE THIS COURTROOM?

Courtroom 3A

Delete

Description
Allows users to add/update/delete a courtroom.
User Role
SysAdmin.
Navigation

Select *Courtrooms* from the menu bar.

Inputs

Courtroom	Identify the courtroom used for hearing assignments. Must be 20 characters or less. Must be completed. Must be unique.
-----------	--

Buttons/Links

Create New	Click to create a new courtroom.
Edit	Click to update an existing courtroom.
Save	Click to save the courtroom.
Delete	Click to delete an existing courtroom. Courtroom may not be deleted when it is associated with any Session.

Message

Application Messages						
Create New	Message Text	Display As Error	Application Available	Start DateTime	End DateTime	
Edit Delete	JCAS is unavailable between 1/1/2019 and 1/4/2019	<input type="checkbox"/>	<input type="checkbox"/>	01/01/2019 12:00 AM	01/04/2019 12:00 AM	
Edit Delete	test1	<input checked="" type="checkbox"/>	<input type="checkbox"/>	01/01/2019 12:00 AM	01/03/2019 12:00 AM	
Edit Delete	test111	<input checked="" type="checkbox"/>	<input checked="" type="checkbox"/>	01/01/2019 12:00 AM	03/01/2019 12:00 AM	

Create Application Message

Message Text *

Display As Error *

Application Available *

Start DateTime *

End DateTime *

[Create](#)

Edit Application Message

Message Text *

Display As Error *

Application Available *

Start DateTime *

End DateTime *

[Save](#)

Delete Application Message

ARE YOU SURE YOU WANT TO DELETE THIS?

Message Text JCAS is unavailable between 1/1/2019 and 1/4/2019

Display As Error

Application Available

Start DateTime 01/01/2019 12:00 AM

End DateTime 01/04/2019 12:00 AM

[Delete](#)

Description	
Allows users to add/update/delete an application message.	
User Role	
SysAdmin.	
Navigation	
Select <i>Messages</i> from the menu bar.	
Inputs	
Message Text	Text of the message to display. Must be 2000 characters or less. Must be completed.
Display As Error	Whether this message should be displayed as an error. Must be completed.
Application Available	Whether the application should be available when this message is displayed. Must be completed. Can only be updated by a developer.
Start DateTime	Date and time this message should begin being displayed. Must be a valid date. Must be completed.
End DateTime	Date and time this message should stop being displayed. Must be a valid date. Must be completed.
Buttons/Links	
Create New	Click to add a new application message.
Edit	Click to update an existing message.
Save	Click to save the message. End DateTime must be on or after Start DateTime.
Delete	Click to delete an existing message.

Setting

Settings			
	Setting Name	Setting Value	Setting Label Text
Edit	TestEmailAddress	kathie.nguyen@fairfaxcounty.gov	Test Email Address
Edit	UseTestEmail	False	Use Test Email
Edit	PDScheduleWeekday	5	Weekday to reserve for PD schedule
Edit	PDScheduleHearingType	A1	Hearing Type Code to reserve for PD schedule
Edit	LoginMessage	<p>The JCAS application is only intended for authorized Court Appointed Attorneys and JDR internal users.</p>	Login Message
Edit	EmailConfirmationCodeSubject	JCAS Confirmation Code	Email Confirmation Code Subject
Edit	ForgotPasswordSubject	JCAS Forgot Password	Forgot Password Subject
Edit	JcasFromEmailAddress	JCAS@fairfaxcounty.gov	Incoming Email Distribution
Edit	EmailSessionScheduledSubject	JCAS Session Scheduled	Email Session Scheduled Subject
Edit	EmailSessionScheduledBody	The following session has been scheduled: {SessionInfo}	Email Session Scheduled Body

Edit Setting

Setting Name TestEmailAddress

Setting Label Text Test Email Address

Setting Value *

[Save](#)

Description	
Allows users to update/view a configuration setting for the application.	
User Role	
SysAdmin.	
Navigation	
Select <i>Settings</i> from the menu bar.	
Inputs	
Setting Value	Current value of the configuration setting.
Buttons/Links	
Edit	Click to update an existing setting.
Save	Click to save the setting.

Introduction and Purpose

The JDR Court Appointed Attorney Scheduling (JCAS) application allows registered attorneys and authorized Fairfax County internal court users to schedule and manage court sessions. This document serves as a guide for

both new and experienced users, providing instructions on common tasks, troubleshooting, and technical details for developers.

This help document is structured to support different user roles, including Attorneys, DataEntry, SysAdmin, and ReadOnly users. Each section provides specific guidance on tasks users may perform based on their assigned role.

User Roles and Permissions

JCAS users are assigned one of the following roles, each with different permissions:

1. **Attorney**: Can update profiles, change passwords, schedule court sessions, and view Attorney Calendar and Schedule reports.
2. **ReadOnly**: Can view all reports and the attorney list.
3. **DataEntry**: Can add, update, and delete attorneys, court closed dates, sessions, and view all reports.
4. **SysAdmin**: Full access to add, update, delete users, manage lookup tables, and access all reports.

Refer to the relevant section for detailed instructions on tasks associated with each role.

Technical Environment

The JCAS application is built using ASP.NET MVC and resides on Fairfax County's public web infrastructure. It requires modern browsers like Chrome, Edge, or Firefox for optimal performance. Users will need access to SQL Server Reporting Services to generate reports, and authentication is handled via Active Directory for internal users, while attorneys use registered email addresses.

For developers, the project is maintained using TFS (Team Foundation Server). Further technical specifications are detailed below:

- **Development Environment**: ASP.NET MVC, SQL Server 2017
- **Server Locations**: Refer to server details provided in internal documentation.

Help and Troubleshooting

If you encounter any issues using JCAS, refer to the FAQ section below or contact support.

FAQ

Q: How do I reset my password?

A: On the login page, click 'Forgot Password' and follow the prompts. An email will be sent to your registered email address.

Q: What should I do if I cannot schedule a session?

A: Make sure you are scheduling within the allowed date range and that the session does not conflict with other scheduled sessions or court closures.