

HHS Eviction Prevention and Intervention Rental Assistance Update

Sarah Allen, Deputy Director, NCS

Aimee Garcia, Access and Economic Mobility Division Director, NCS

Luis Rey, CSP Program Manager, NCS

February 27, 2024

Agenda

Overview of HHS Eviction Prevention and Interventions

- Housing Cost Burden
- Housing Continuum
- Accessing Rental Assistance Process

HHS Eviction Prevention and Intervention Strategies

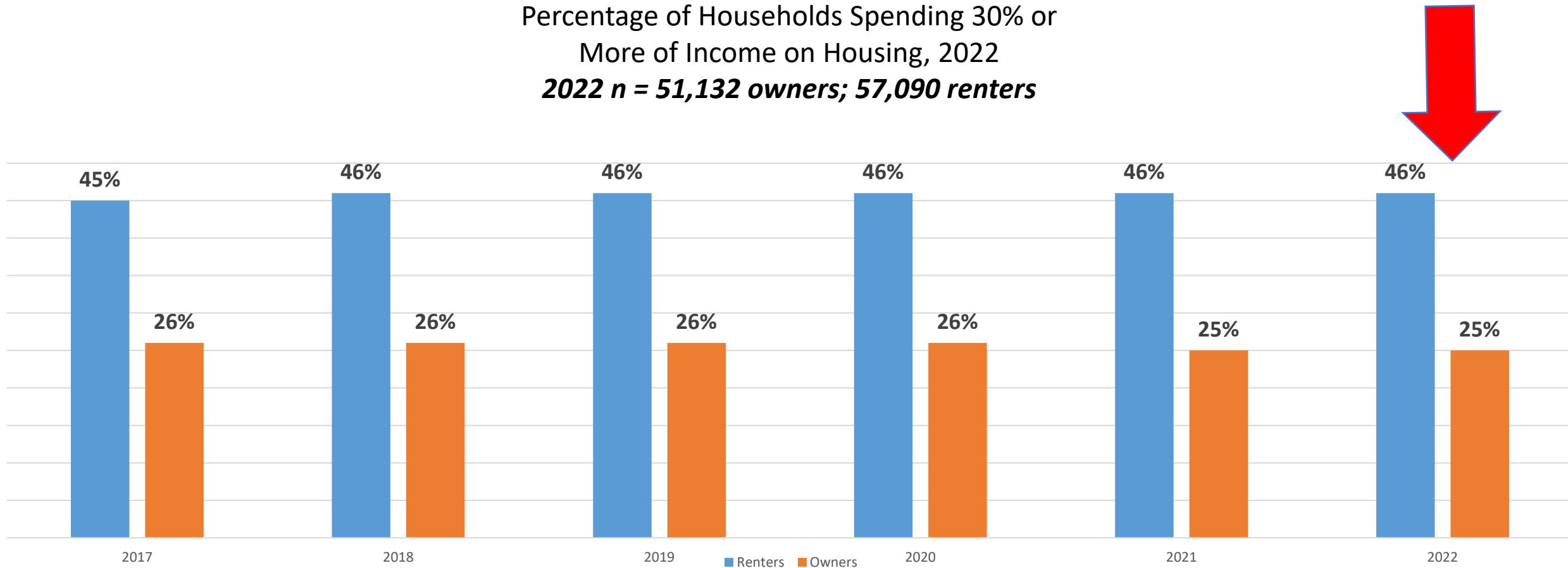
- Strategy Enhancements due to Pandemic
- Rental Assistance Expenditures, Funding Sources, Service Details

Eviction Process and Data

Moving Forward – Rental Assistance FY 2024 and Beyond

Fairfax County Annual Housing Occupancy and Cost Burden

Percentage of Households Spending 30% or
More of Income on Housing, 2022
2022 n = 51,132 owners; 57,090 renters



Source: American Community Survey 2022 5 Year Estimates

HHS Eviction Prevention and Intervention

Fairfax County Investments in the Housing Continuum



Education & Outreach

- Partnership support and awareness
- Information and referral
- County tenant-landlord mediation and arbitration
- Renter rights and responsibilities



Homelessness Prevention

- Emergency rental assistance
- Legal services to prevent eviction
- Court-based Service Navigation
- HHS Supportive Services



Unsheltered

- Outreach services
- Homeless Healthcare Program
- Drop-in Services
- Hypothermia Prevention Program
- Extreme Heat Response Plan



Emergency Shelters

- Family shelters
- Single adult shelters
- Domestic and sexual violence shelters



Rapid Rehousing

- Short to medium-term rental assistance
- Housing relocation and stabilization services



Permanent Supportive Housing

- Long-term supportive, wrap-around services integrated into affordable housing



Affordable Rentals

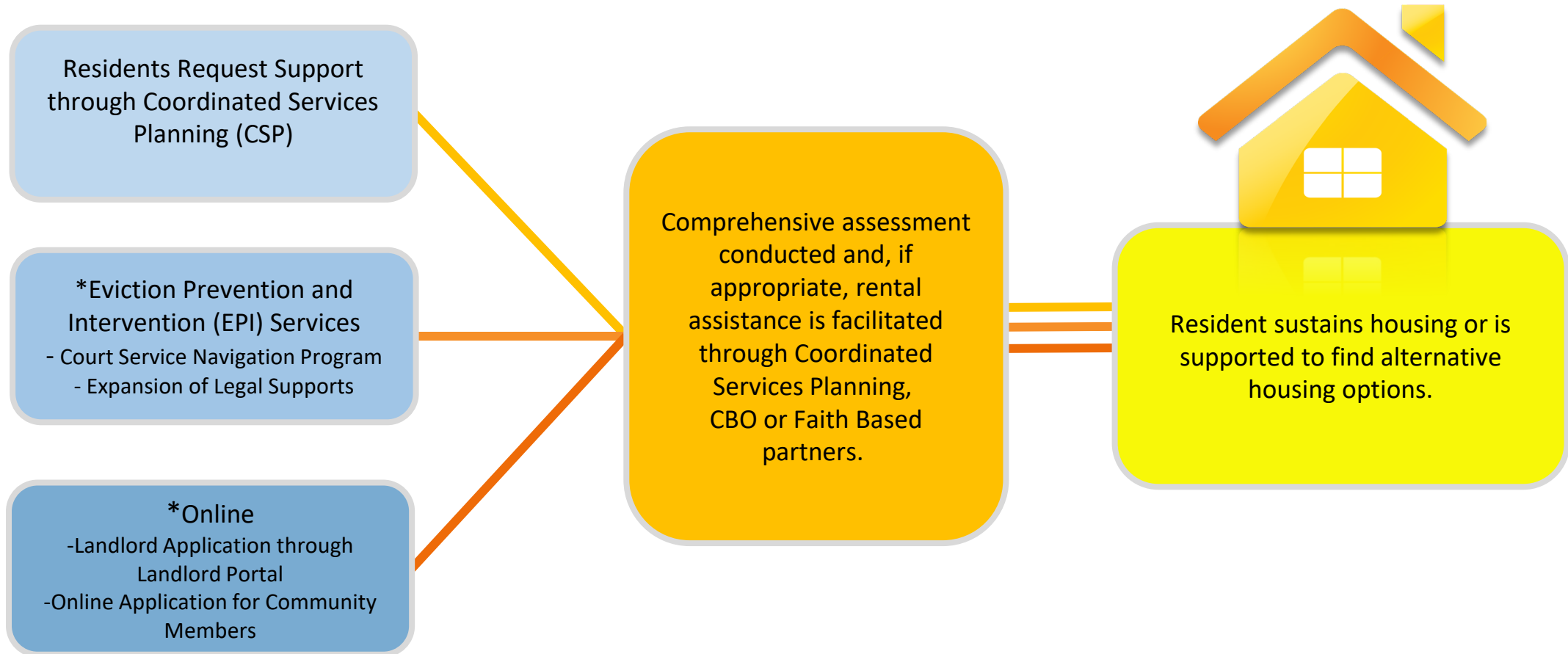
- Housing Choice Vouchers
- Project-Based Vouchers
- Privately Owned Affordable Rental Housing
- Affordable Housing Preservation



Affordable Homeownership

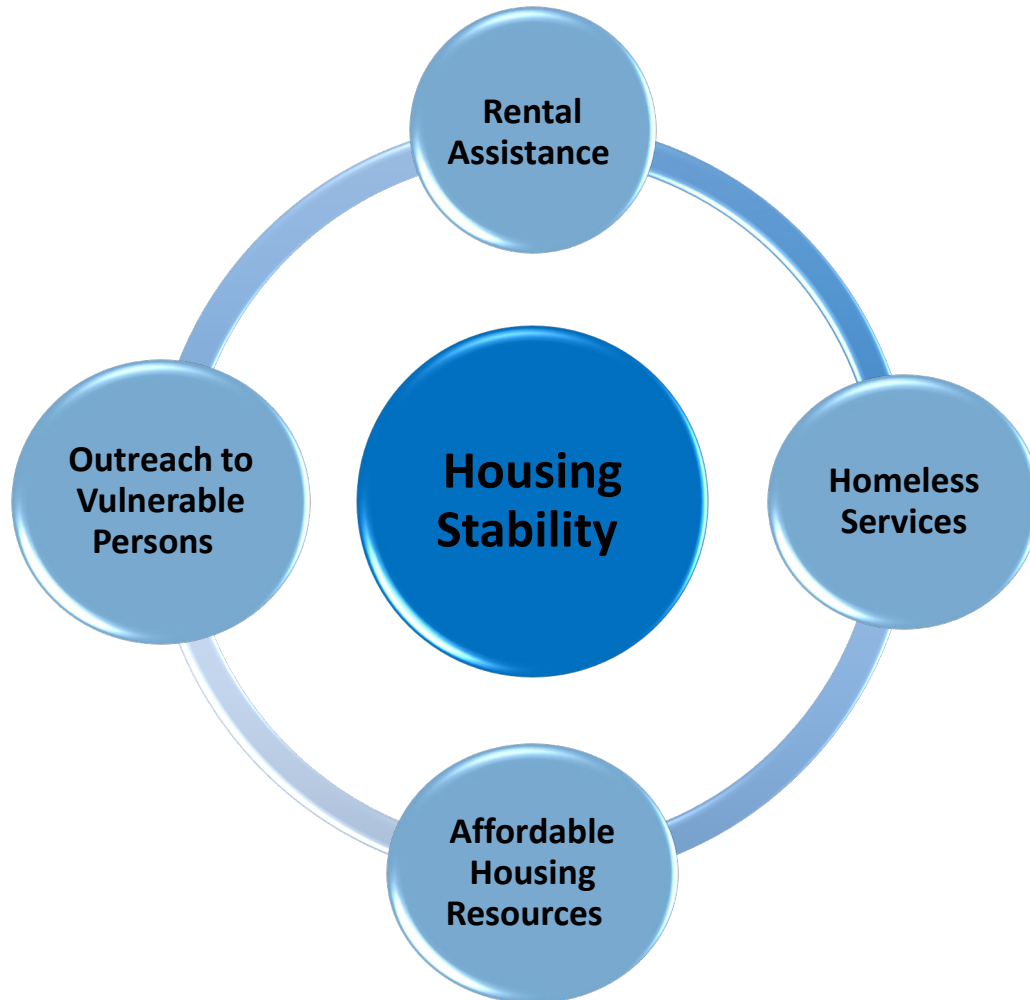
- First-Time Homebuyer Program
- Workforce Dwelling Unit Homebuyer Program

HHS Eviction Prevention and Intervention Ways to Access Rental Assistance



System Level Housing Stability Strategy Changes

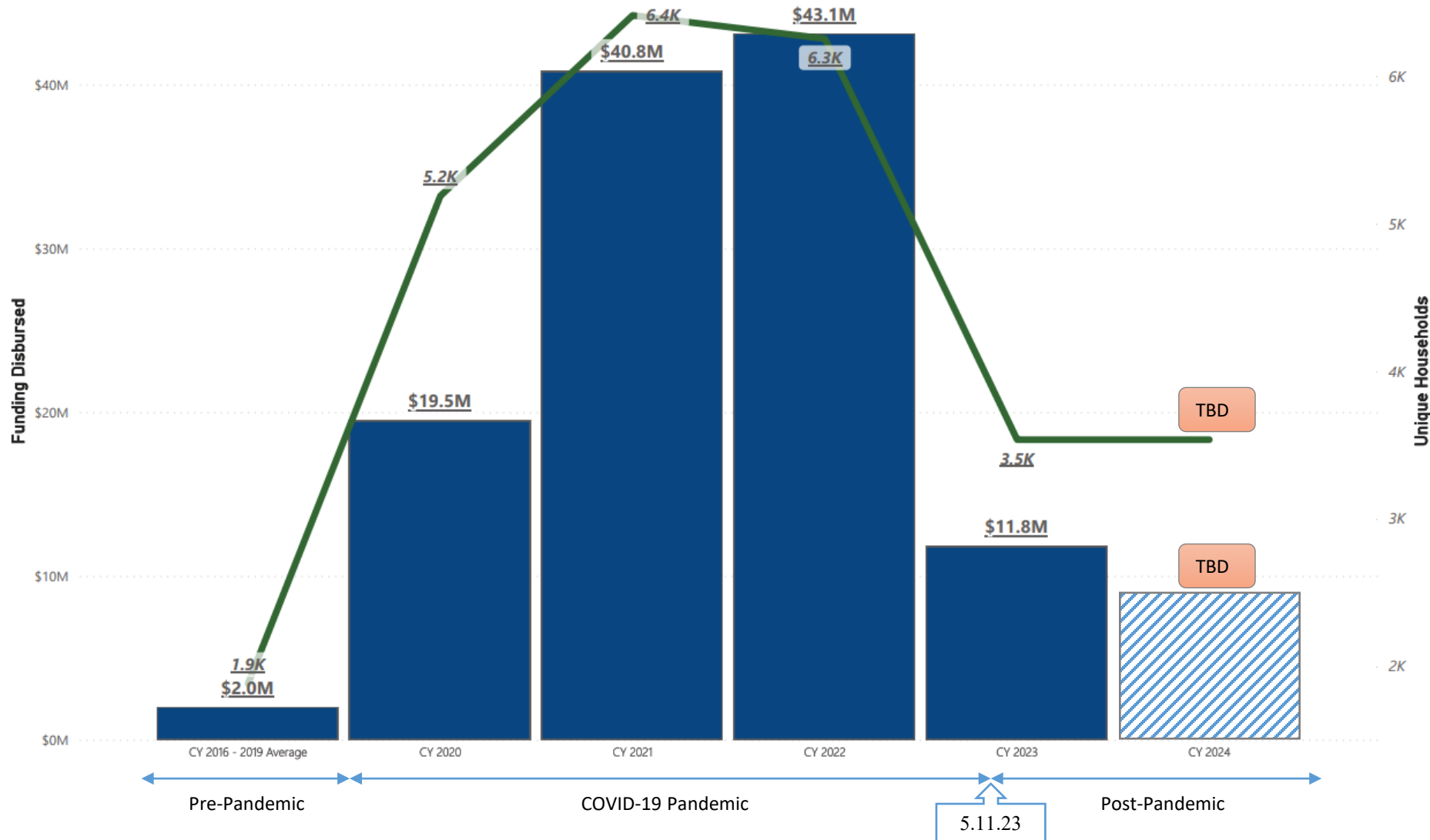
Pre-Pandemic Strategies



Pandemic and Current Strategies



Rental Assistance Funding Disbursed and Unique Households by Year

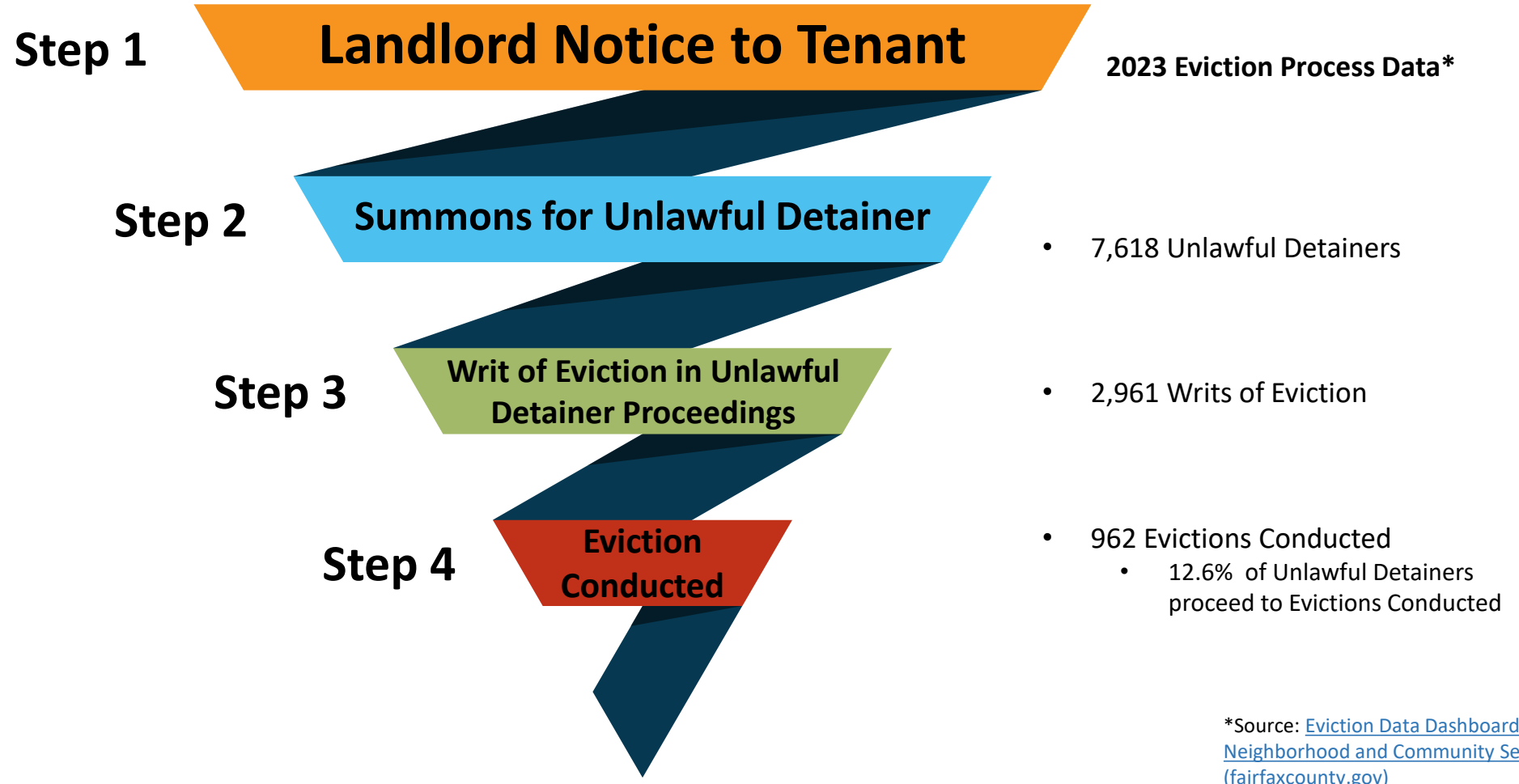


Funding Sources Cumulative Totals

CARES Act	\$20.9M
Emergency Rental Assistance (ERA)	\$33.9M
Emergency Rental Assistance II (ERA)	\$34.1M
CDBG	\$6.2M
CBO Funding (past 3 years)	\$6.8M
ERA Bridge I (ARPA)	\$6.5M
ERA Bridge II (ARPA) (allocated amount)	\$3.0M
All Other Funding	\$6.8M

Fairfax County General District Court Eviction Process

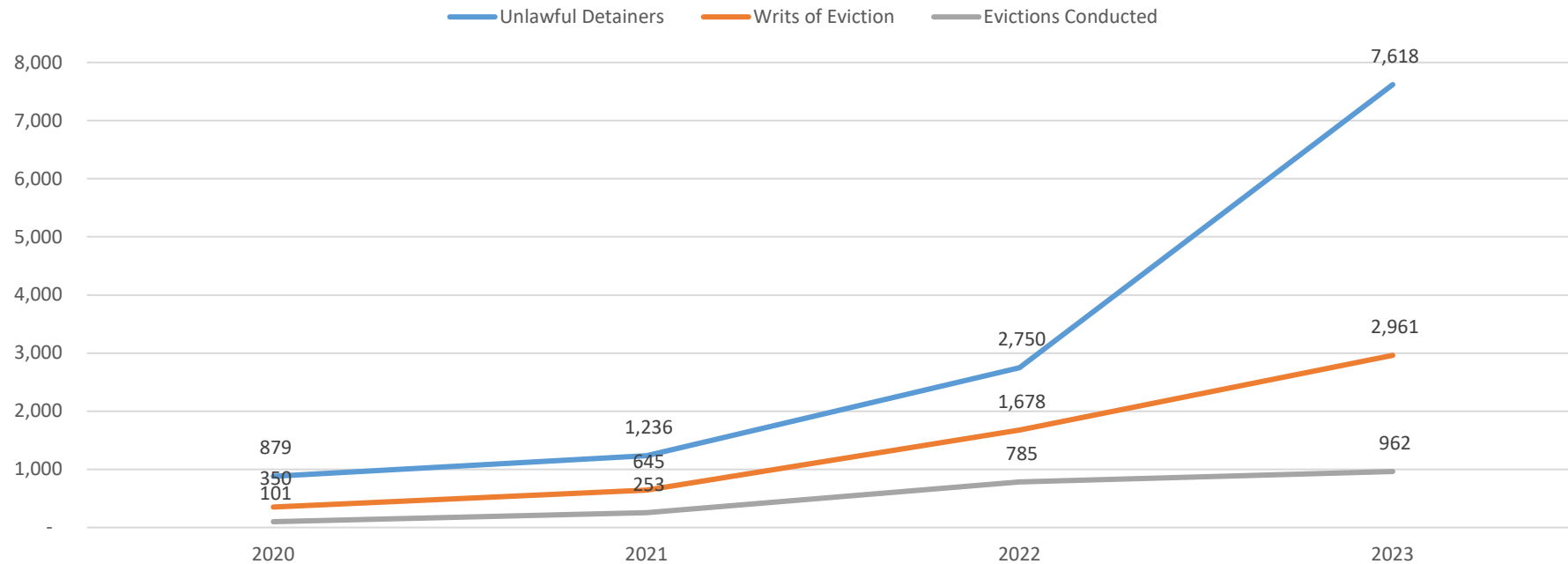
Source: [Eviction Process](#) | [Sheriff \(fairfaxcounty.gov\)](#)



Fairfax County Eviction Process

Number of Summons for Unlawful Detainers, Writs of Eviction and Evictions Conducted per Location*

Eviction Data by Calendar Year



	2020		2021		2022		2023	
	n	%	n	%	n	%	n	%
Unlawful Detainers	879		1,236		2,750		7,618	
Writs of Eviction	350		645		1,678		2,961	
Evictions Conducted	101	11.5%	253	20.5%	785	28.5%	962	12.6%

Source: [Eviction Data Dashboard | Neighborhood and Community Services \(fairfaxcounty.gov\)](#)

*Data includes residential and business-related evictions.

HHS Eviction Prevention and Intervention Rental Assistance Program Moving Forward

- FY 2024 spending includes CCFP Emergency Housing funding of \$4M and the ERA Bridge Program second tranche of \$3.6M and is inclusive of enhanced legal supports
- FY 2025 funding will include CCFP Emergency Housing and additional ARPA allocation of \$3.6M inclusive of enhanced legal supports
- Current trends in rental assistance needs and court involved evictions will be monitored including cross-system communication and partnerships
- FY 2026 and beyond we will continue to monitor housing stability data points which will inform the development of a FY 2026 Budget request

Questions and Discussion