



20-Year Solid Waste Management Plan

Update #4

Matthew Adams, Division Director, Solid Waste Management Program
Department of Public Works and Environmental Services

December 10, 2024

Unified Sanitation Districts – Implementation Timeline

2025 2026 2027 2028 2029 2030 2031 2032 2033 2034 2035 2036 2037 2038 2039 2040 2041 2042 2043 2044 2045

Residential - USDs

Overall

Displacement

Research

Contracting

Preparation

Implementation

Commercial/Multi-Family - USDs

Overall

Displacement

Research

Contract

Preparation

Implementation





**WASTE LESS.
SAVE MORE.**
FAIRFAX COUNTY

HOW FAIRFAX COUNTY'S NEW COUNTYWIDE UNIFIED SANITATION DISTRICTS **Will Transform Waste Collection**

Uniform Waste Services for All

Fairfax County will be ramping up to deliver a new waste collection system with Unified Sanitation Districts (USD) in the next five years. Under this plan, the county will manage waste hauling contracts directly with collectors, making things easier for residents in single-family homes. All waste collection will be conducted by private collectors.

Fewer trucks will be collecting waste in your neighborhood, improving road safety, lowering maintenance costs, and reducing greenhouse gas emissions.



Competitive pricing for sanitation districts could mean up to **25% cost savings** annually for residents.



Right-size your collection needs with **expanded services** including food scrap collection and flexible trash cart sizes.



The county manages waste hauling contracts and issues.



Consistent service with competitive pricing across the county.



**WASTE LESS.
SAVE MORE.**
FAIRFAX COUNTY

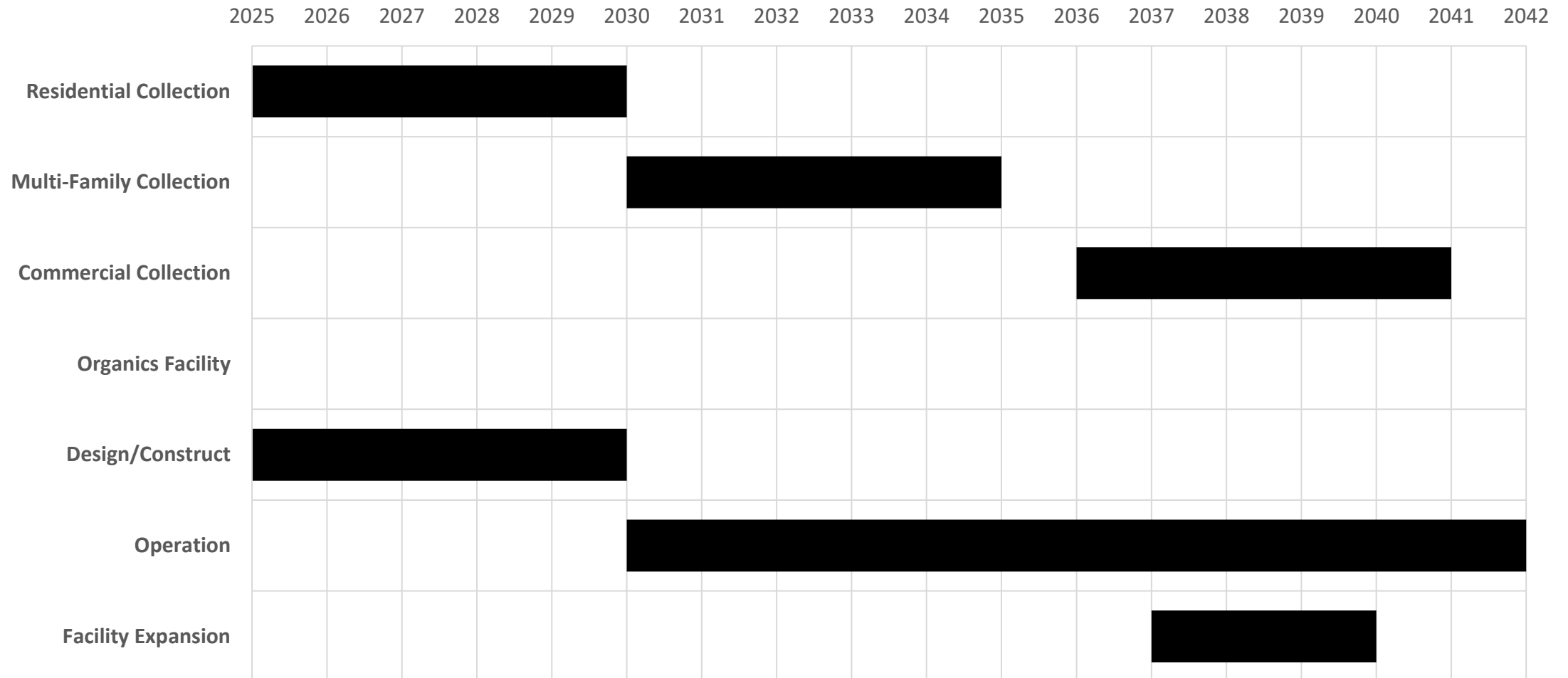
The less you throw away
as trash, the less you pay.



Select Trash Cart Size

Reduce your waste,
select a smaller cart.

Organics Implementation - Timeline



Organics Facility



Education, Engagement, Enforcement

Program	Fiscal Year	Positions
Sanitation Districts	FY2026	4
Outreach - Residential	FY2027	4
Enforcement – Multi-Family/Commercial	FY2028	4
Finance	FY2029	4
Enforcement - Residential	FY2030	4
Enforcement - Residential	FY2033	4
Outreach - Commercial	FY2035	4
Finance	FY2036	4
Enforcement – Multi-Family/Commercial	FY2037	8
Enforcement – Multi-Family/Commercial	FY2038	8
Enforcement – Multi-Family/Commercial	FY2041	8
Enforcement – Multi-Family/Commercial	FY2044	8
Total		64

Zero Waste Events/Centers



Proposed Zero Waste Fee Schedule


	Residential (Per Year)	Multi-Family (Per Year)	Commercial* (Per Year)	Revenue (Per Year)
2026	\$12			\$ 3,720,000
2027	\$16			\$ 4,960,000
2028	\$20	\$10	\$200	\$ 16,600,000
2029	\$24	\$12	\$220	\$ 19,060,000
2030	\$28	\$14	\$240	\$ 21,520,000
2031	\$28	\$16	\$260	\$ 22,740,000
2032	\$28	\$18	\$280	\$ 23,960,000
2033	\$28	\$20	\$300	\$ 25,180,000

Residential

Commercial

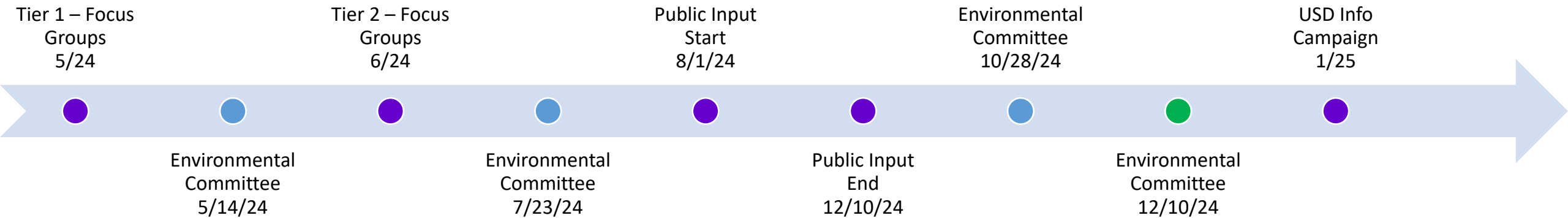
Multi-family

2025 2026 2027 2028 2029 2030 2031 2032 2033 2034 2035



Milestones - Updated

Public Engagement Timeline



Unified Sanitary District Timeline

