



Welcoming Inclusion Network (WIN) When Inclusion Happens We All WIN



LORI STILLMAN AND JOHN C. COOK
WIN STAKEHOLDER CO-CHAIRS

DARYL WASHINGTON
CSB EXECUTIVE DIRECTOR

DECEMBER 11, 2018

Welcoming Inclusion Network Launched February 2018



Community Stakeholders: Self-advocates, Families, Advocacy Groups, Service Providers

Sponsor: Braddock District Supervisor John C. Cook and Steering Committee
Goals: Network, Design, Employment, Inclusion

Service Option Definitions



Retirement

Provides an option for individuals to voluntarily transition to community based older adult day services.



Training

Provides tailored support and training to ensure success in competitive, individual, and group supported employment.



Inclusive Hiring





Seeks to increase inclusive hiring in public/private sectors and grow individual and group supportive employment.



Self-Directed Services

(Expanded and Transfers):
Offers self-designed, customized services to individuals from a menu of options within a specified budget to meet unique needs and challenges.

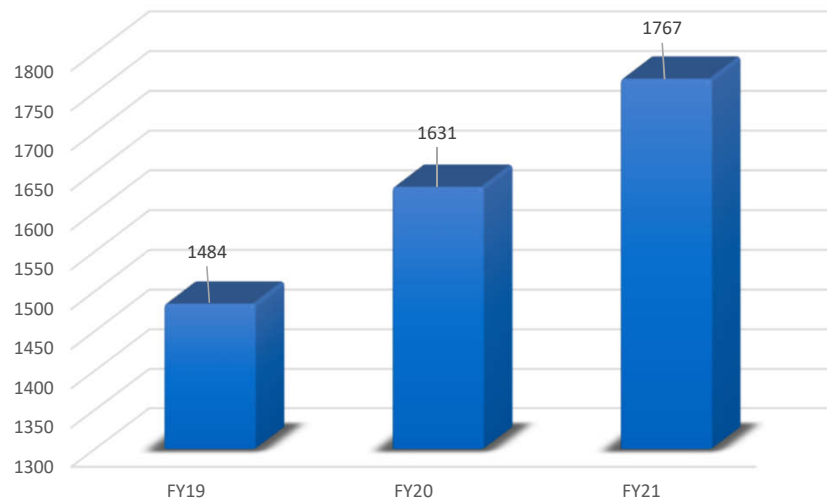
WIN Cross-Comparison of All Options: \$\$\$ = Cost Avoidance (\$\$\$) = Additional Cost to County

 1,484 People Served Annually	Bronze Tier 	Silver Tier 	Gold Tier 
Retirement	Senior & ADH Center Drop-In 198 people may transition \$2,164,158	Senior & ADH Center with Volunteer Options 279 people may transition \$1,480,692	Silver + Center with Specialized Support 249 Silver + 30 people in center \$840,983
	Inclusive Hiring	Marketing to Employers increases capacity (\$100,000)	Increase Group Employment & Pilot Small Groups higher capacity + 30 people in smaller groups \$32,376
Training		6-Month Soft Skills training program \$0	Targeted Vocational Training Pilot 48 individuals per session (\$575,030)
	Self-Directed – Expanded Can Eliminate Waitlist for Persons with No Waiver	Increase Capacity by 50 to 188 persons (\$903,300)	Increase Capacity by 100 to 238 persons (\$1,836,121)
Self-Directed Services – Transfers 138 Individuals Served		Increase Capacity by 50 to 188 persons Transfers from Current Programs \$376,904	Increase by 100 to 238 persons Transfers from Current Programs \$724,287

Cost to Maintain Current System

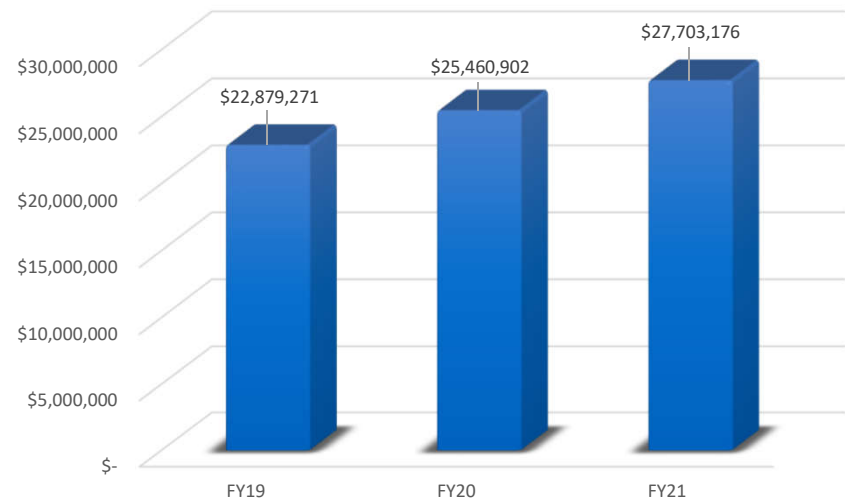
PROJECTED INDIVIDUALS SERVED

FY 2019 – FY 2021



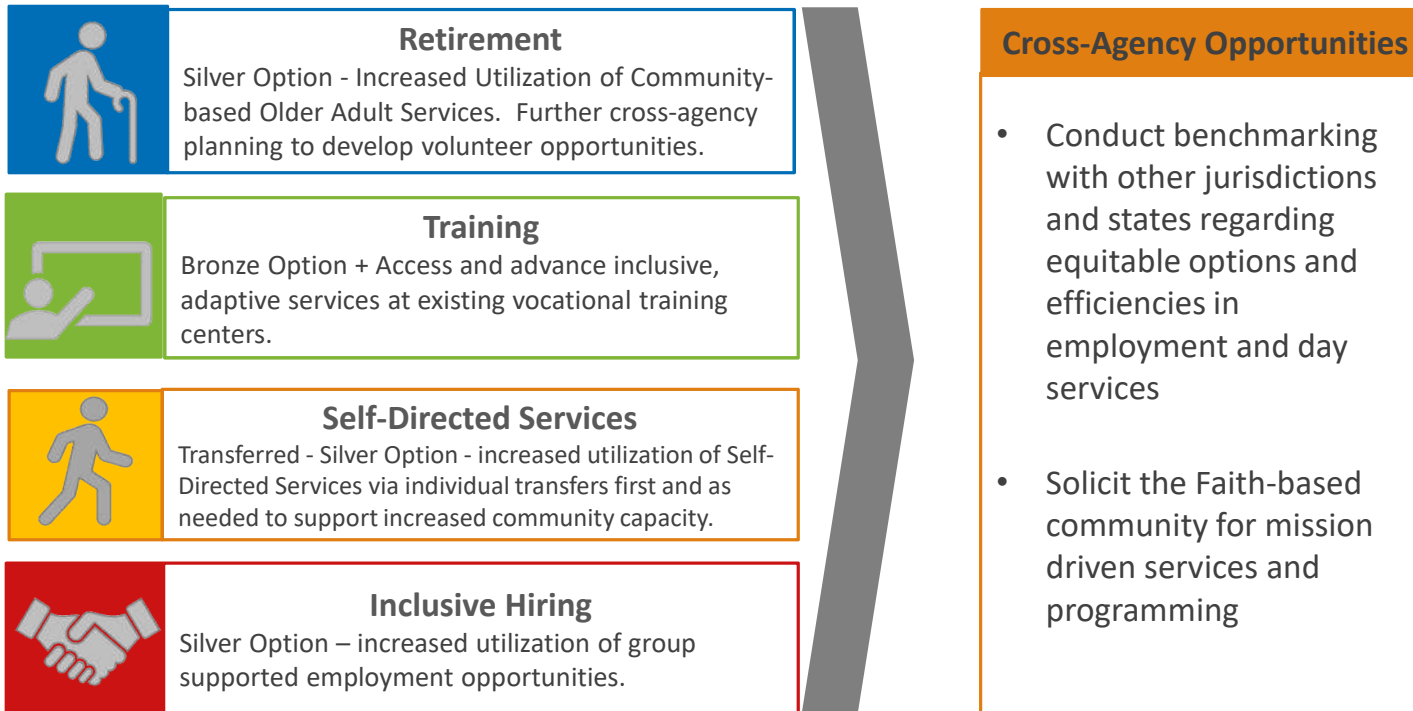
PROJECTED COST

FY 2019 – FY 2021



CSB Recommendations

One - Five Year Implementation & Review Plan



Thank You

- Braddock District Supervisor John C. Cook, the Fairfax County Board of Supervisors, the County Executive, and the Fairfax-Falls Church Community Services Board (CSB)
- Steering Committee Members Represented By: CSB Board Members/Parent, Office of Public Private Partnerships (OP3), Human Services Council, George Mason University (Special Education & disAbility Research), and Fairfax County Public Schools (Special Services, Special Education Instruction & Administration)
- County Cooperating Agencies: CSB (Executive Leadership, Communications, Employment & Day Services, Support Coordination & Residential Services), Neighborhood & Community Services (Older Adult & Regional Services), the Health Dept., Fairfax County Public Libraries (Executive Leadership & Community Programming), and Parks & Recreation
- The WIN Community Stakeholders: Self-Advocates & Families
- Group Leads: Lauren Goldschmidt, Laura Allen & Katrina McNair
- A Host of Community Partners: The Arc of Northern Virginia, Career Support Systems, CRi, ECHO, Jewish Foundation of Group Homes, Job Discovery, Inc., McLean Bible Church, Mount Vernon Lee Enterprises, NVCC – College Steps, Resources for Independence of Virginia, Service Source, Special Olympics Virginia, and Work Opportunities Unlimited.

CSB Employment and Day Services A Life Like Yours & Mine

Questions:

