










# Economic Incentive Program - Richmond Highway Corridor

## Additional Parcels Between SNA and CRD

- |  |  |   |
|--|--|---|
|  Parcel Boundaries   |  Commercial |  Public                    |
|  Additional Parcels  |  Industrial |  Multi-Family Residential  |
|  Incentives Boundary |  Other      |  Single Family Residential |

0 0.25 0.5 Miles

