



COVID-19 Vaccine Update

Fairfax County Health Department



Pre-Registration Dashboard

Week of **02/22/2021 - 02/28/2021**

Doses Received from the Virginia Department of Health
16,380

Vaccinated by the Fairfax County Health Department**
18,843

Note: Numbers above reflect first doses only. Updated every Sunday at 10 p.m.

Total Doses Received from VDH

192,573

Total Vaccinated by Fairfax County (Includes First and Second Doses): **176,695**

Category	Count	Percentage
Administered by Health Department	104,422	59.1%
Distributed to Other Vaccinators	72,273	40.9%

● Administered by Health Department ● Distributed to Other Vaccinators

% of People Remaining on Waitlist

100,000 200,000

[35%]

Remaining on Waitlist

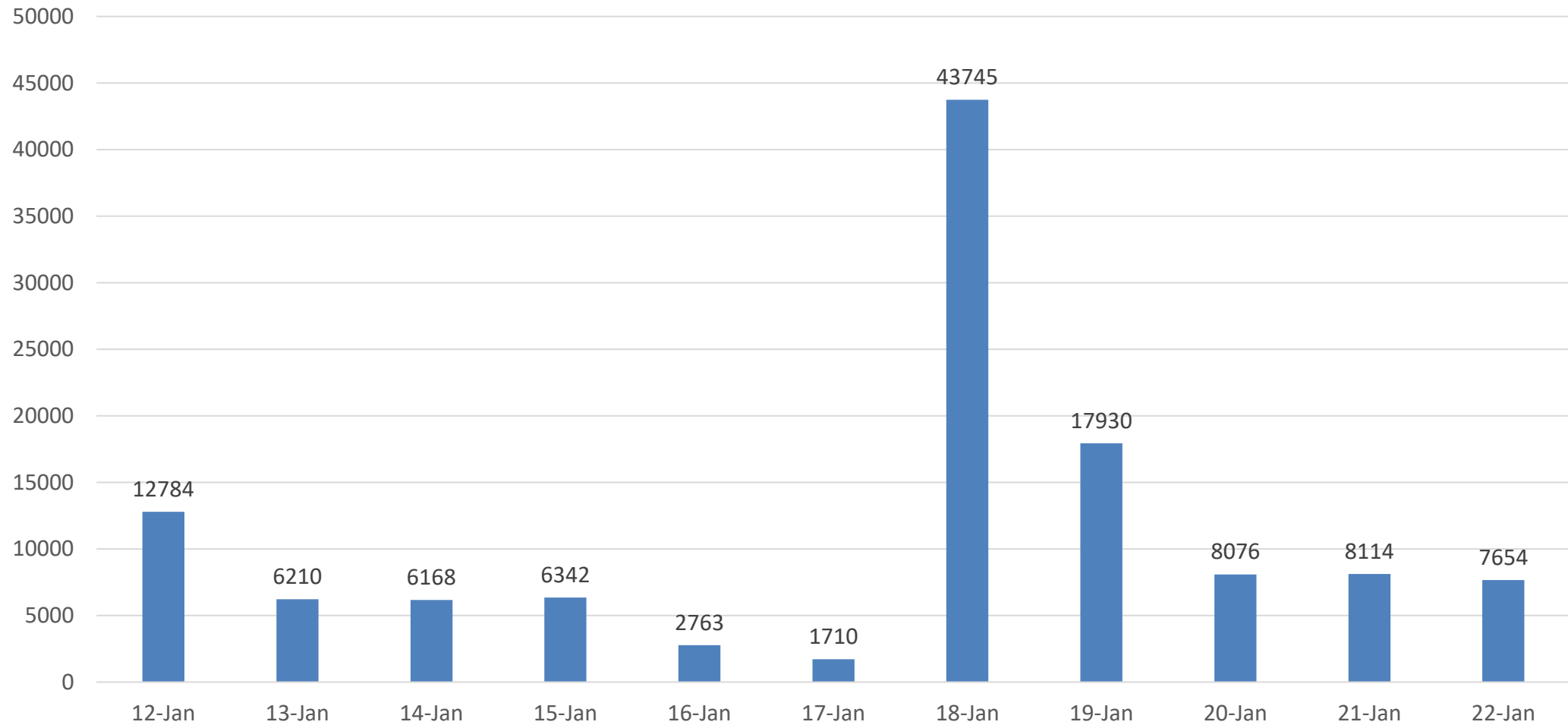
93,730

Total Registered

268,717

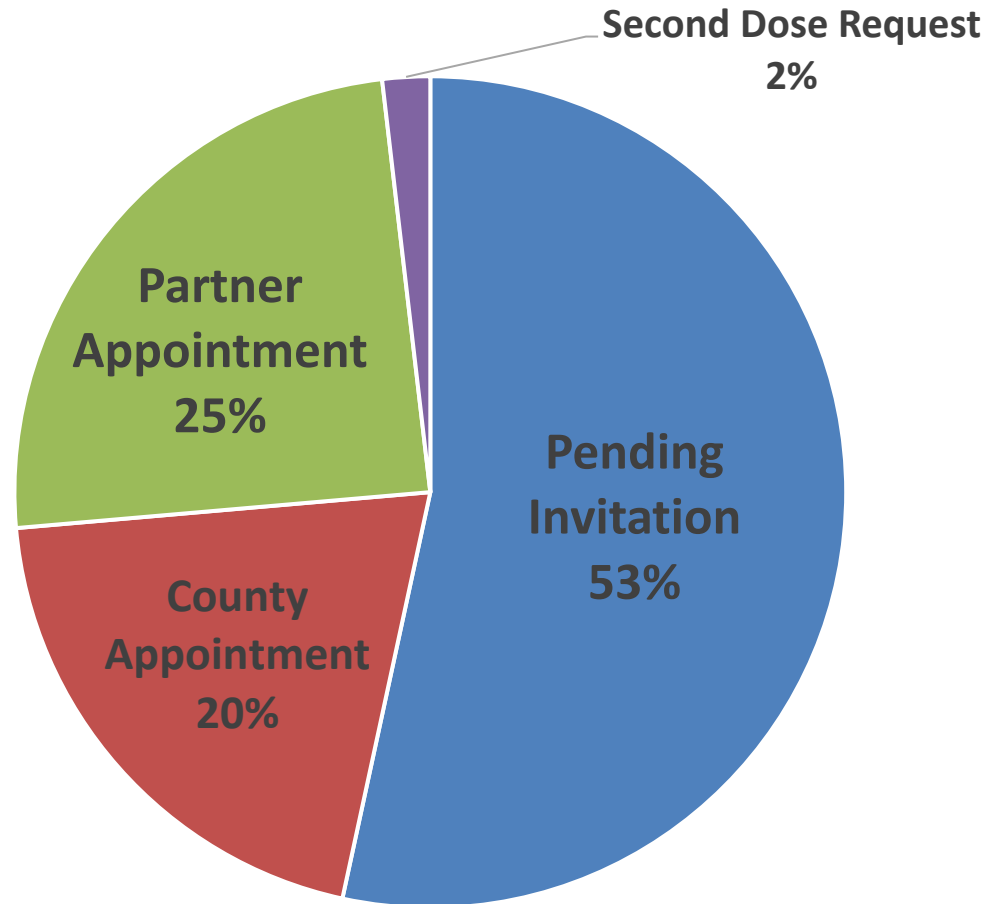


Pre-Registrations by Day

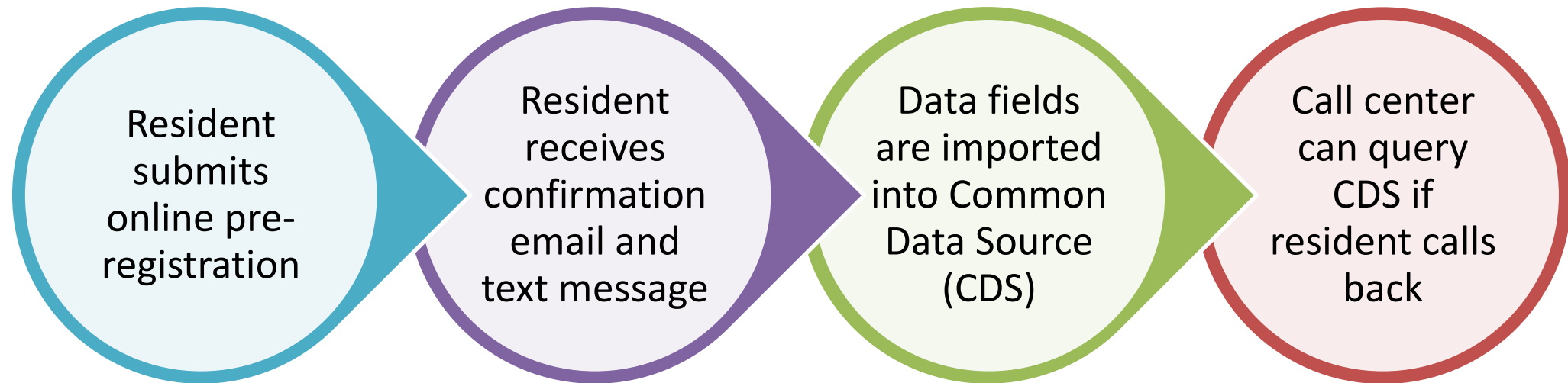




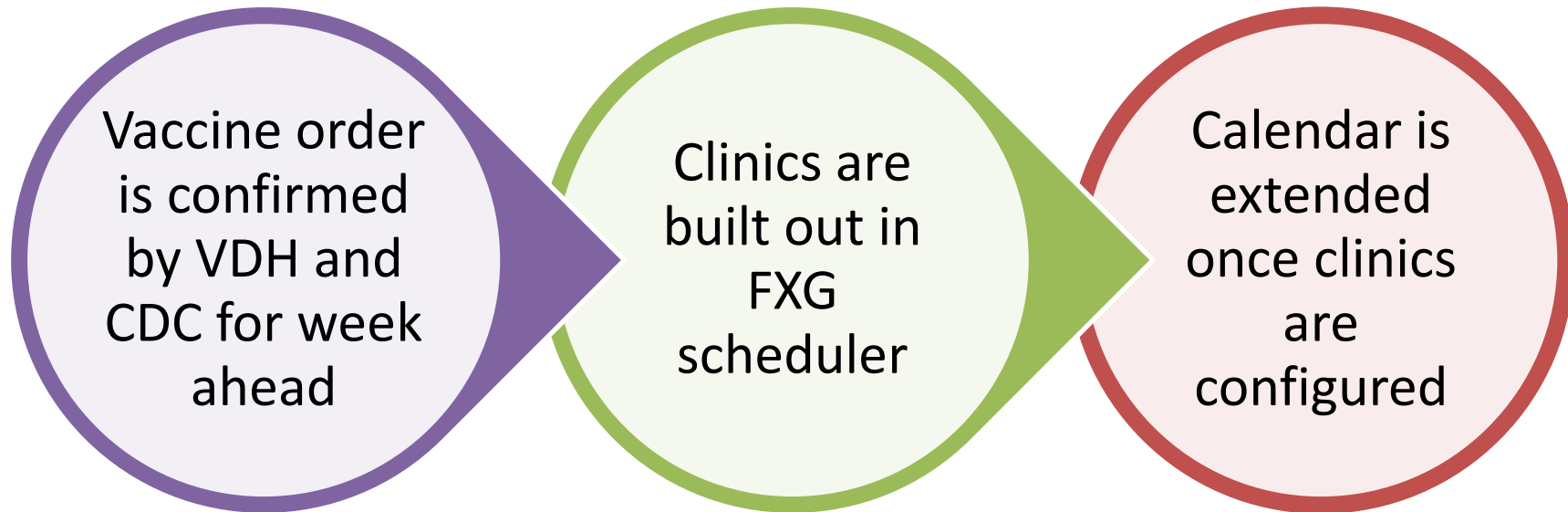
January 19th Pre-Registrations



Vaccine Registration Workflow



Vaccine Clinic Setup Workflow





Schedule Appointment Request - COVID - First Dose



Appointment Information

DIRECTIONS: 1) Select a location from the drop-down menu. 2) Click on a day in the light blue highlighted area on the calendar to view available appointments.

Reason: * COVID-19 Vaccine - First Dose

Location: * George Mason University - EagleBank Arena

Address: 4500 Patriot Circle Fairfax, VA 22030

Appointment Date: *

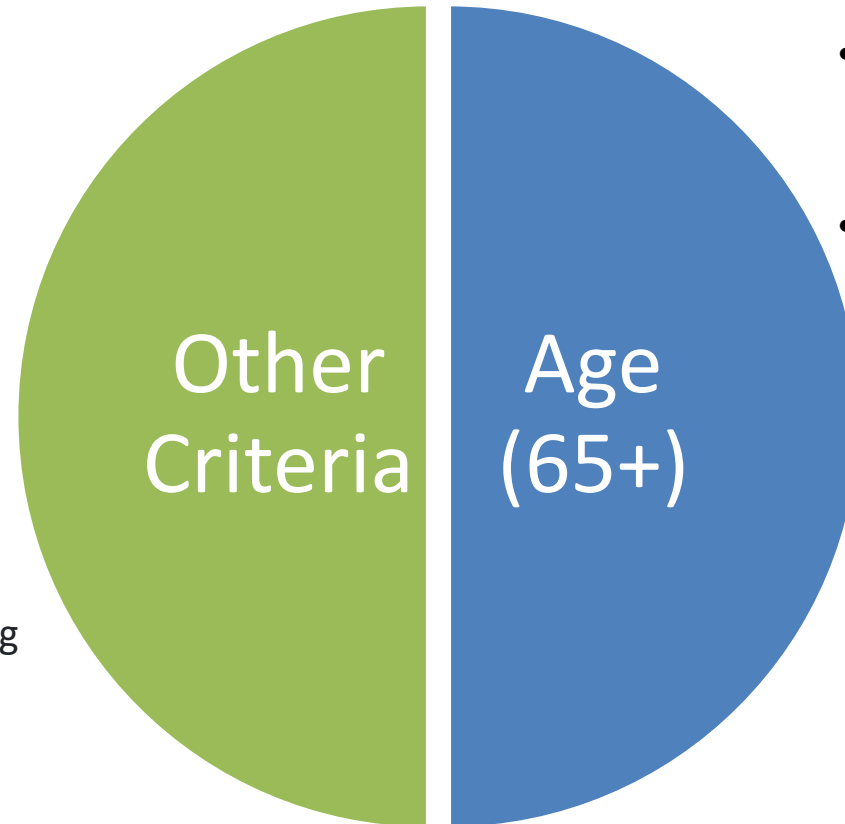
February 2021 >						
Sun	Mon	Tue	Wed	Thu	Fri	Sat
31	1	2	3	4	5	6
7	8	9	10	11	12	13
14	15	16	17	18	19	20
21	22	23	24	25	26	27
28	1	2	3	4	5	6
7	8	9	10	11	12	13

Appointment time for 2/20/2021

08:15 AM - 08:30 AM (30)	08:30 AM - 08:45 AM (32)	08:45 AM - 09:00 AM (36)	09:00 AM - 09:15 AM (20)
09:15 AM - 09:30 AM (37)	09:30 AM - 09:45 AM (37)	09:45 AM - 10:00 AM (38)	10:00 AM - 10:15 AM (14)
10:15 AM - 10:30 AM (29)	10:30 AM - 10:45 AM (33)	10:45 AM - 11:00 AM (35)	11:00 AM - 11:15 AM (5)
11:15 AM - 11:30 AM (31)	11:30 AM - 11:45 AM (37)	11:45 AM - 12:00 PM (31)	01:00 PM - 01:15 PM (15)
01:15 PM - 01:30 PM (30)	01:30 PM - 01:45 PM (28)	01:45 PM - 02:00 PM (35)	02:00 PM - 02:15 PM (21)
02:15 PM - 02:30 PM (33)	02:30 PM - 02:45 PM (34)	02:45 PM - 03:00 PM (39)	03:00 PM - 03:15 PM (28)
03:15 PM - 03:30 PM (38)	03:30 PM - 03:45 PM (37)	03:45 PM - 04:00 PM (34)	

Governor's Vaccine Allocation Framework

- Occupations
 - **Fire/EMS**
 - **Law enforcement**
 - **Corrections and homeless shelter residents and staff**
 - **K-12 teachers, childcare, and daycare providers**
 - Food and agriculture (including veterinarians)
 - Manufacturing
 - Grocery store workers
 - Public transit workers
 - Mail carriers (USPS and private)
 - Officials needed to maintain continuity of government (including judges and public facing judicial workers)
 - **Clergy/faith leaders**
 - **Janitorial/cleaning staff**
- Underlying medical conditions based on CDC guidance



- Before January 18th
 - 75 and older
- January 18th and beyond
 - 65 and older

Vaccine Invitation Workflow



Lookup - Not Exported for Scheduling

Search this view

Last Name	Middle Name	First Name	Date of Birth	Dose	Mobile Phone Number	Email	Sent Email	Priority Group	QA FFX Zipcode	QA Age	Created By
				Second Dose			Yes	1A - Health c...	No	Yes	
				Second Dose			Yes	1A - Health c...	Yes	Yes	
				Second Dose			Yes	1A - Health c...	No	Yes	
				Second Dose			Yes	1A - Health c...	Yes	Yes	
				Second Dose			Yes	1A - Health c...	Yes	Yes	
				Second Dose			Yes	1A - Health c...	Yes	Yes	
				Second Dose			Yes	1A - Health c...	Yes	Yes	
				Second Dose			Yes	1A - Health c...	Yes	Yes	
				Second Dose			Yes	1A - Health c...	Yes	Yes	
				First Dose			Yes	1B - Adult 75...	Yes	No	
				Second Dose			Yes	1A - Health c...	Yes	Yes	
				First Dose			Yes	1B - Adult 75...	Yes	No	
				Second Dose			Yes	1A - Health c...	No	Yes	
				Second Dose			Yes	1A - Health c...	No	Yes	
				Second Dose			Yes	1A - Health c...	Yes	Yes	
				First Dose			Yes	1B - Adult 75...	No	Yes	
				First Dose			Yes	1B - Adult 75...	Yes	Yes	

All # A B C D E F G H I J K L M N O P Q R S T U V W X Y Z



Long-Term Care Facility Median Vaccination Rates

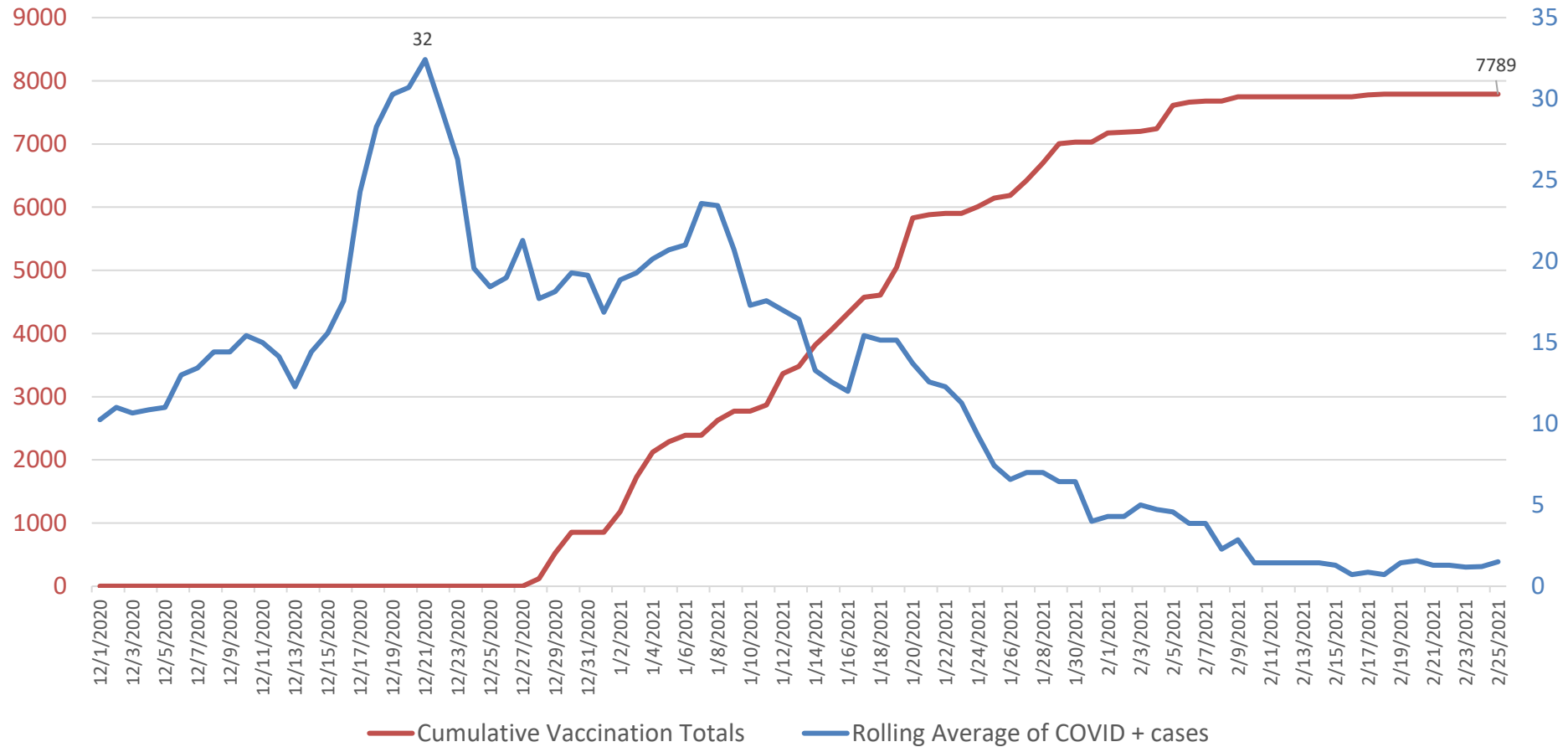
Facility Type	Staff Percent Vaccinated	Resident Percent Vaccinated	Total Percent Vaccinated
Skilled Nursing (SNF)	79.7%	97.8%	86.0%
Assisted Living (ALF)	76.9%	96.6%	86.2%
Fairfax County LTCF Total	76.6%	96.6%	85.9%
CDC Reported National Figures	37.5%	77.8%	52.5%

Figures above are medians, for the best comparison to the CDC data (*MMWR*, 2/5/21)



Long-Term Care COVID-19 Cases and Vaccination Over Time

Rolling Average of COVID + Cases and Cumulative Vaccination Totals Over Time





Anchor and Community Partner Clinics

Partner	Established or Proposed	Site/Geography	Population Served
Adams Compassionate Health Network	Established	At ACHN – Chantilly (Saturday)	Vulnerable populations
	Proposed	At ACHN – Chantilly (Tuesday)	Vulnerable populations
Chinese American Community Health Clinic	Proposed	TBD	Chinese, Korean, Vietnamese
Community Partners Clinics	Proposed	7 Corners area	Vietnamese
HealthWorks FQHC	Established	HealthWorks Clinics	HW Patients (95% Latinx)
	Proposed	TBD	African-American
INOVA Cares Clinic for Families (ICCF)	Established	ICCF clinic– Annandale	African-American Vulnerable populations
Neighborhood Health FQHC	Established	Knights of Columbus – South County	Vulnerable populations
	Proposed	Baileys Community Center	Vulnerable populations
Safeway Community Clinic	Proposed	James Lee Community Center	Vulnerable populations
Virginia Family Medicine	Proposed	TBD	Vulnerable populations
Totals		7+ sites	4+ vulnerable population groups

COVID-19 Hotspots and Community Vaccination Locations (Current & Proposed)

