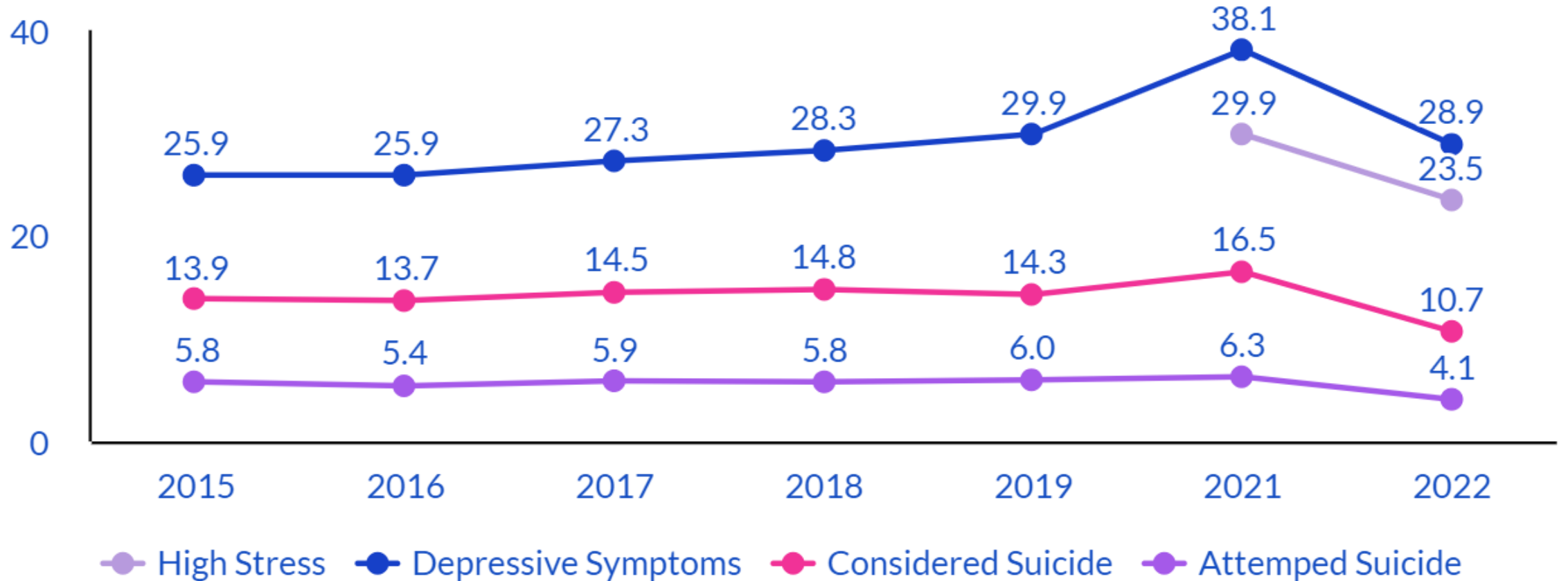




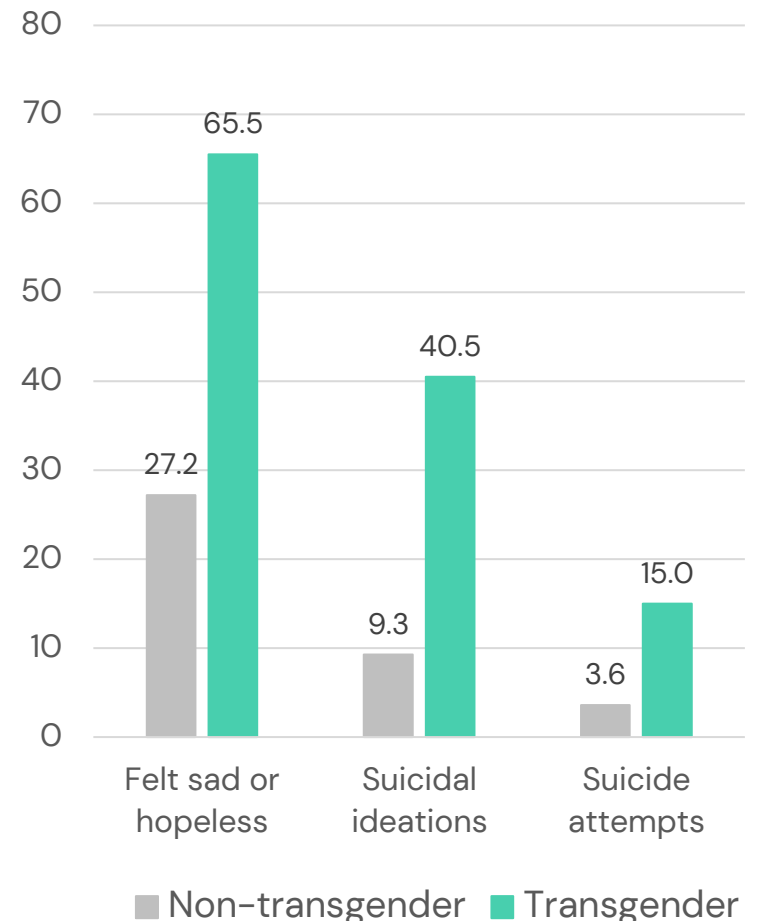
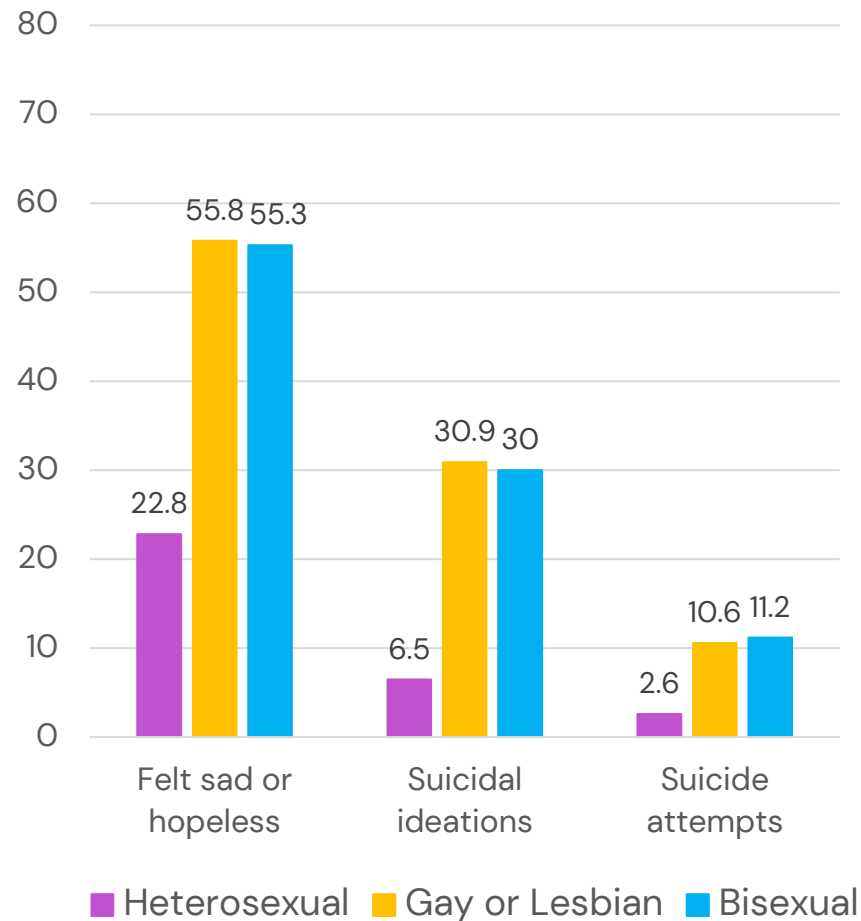
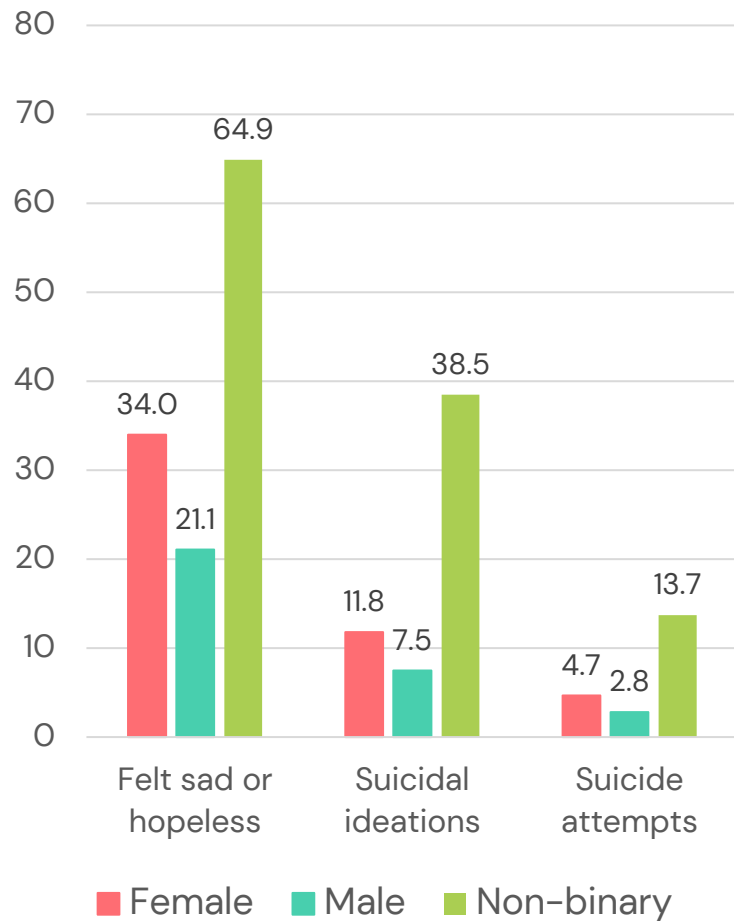
Youth Behavioral Update

Daryl Washington, LCSW
Fairfax-Falls Church CSB Executive Director
October 17, 2023

SURVEY HIGHLIGHTS: MENTAL HEALTH



SURVEY HIGHLIGHTS: MENTAL HEALTH BY GENDER, SEXUAL ORIENTATION, AND GENDER IDENTITY

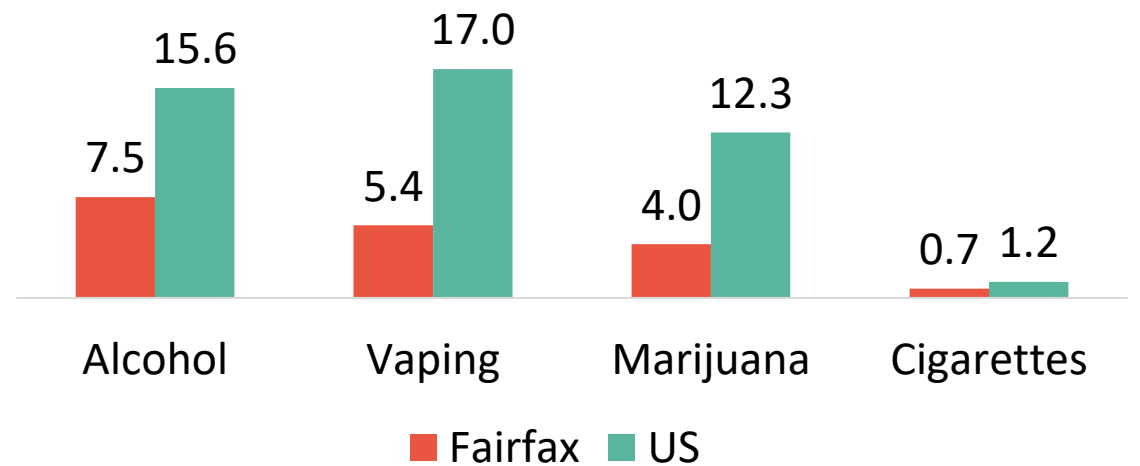


SURVEY HIGHLIGHTS: SUBSTANCE USE

LOWER THAN NATIONAL AVERAGE

Fairfax County youth reported lower rates of use than those reported nationally for most substances assessed on the survey.

Percentage of 8th, 10th, and 12th grade students reporting use of selected substances in the past month: Fairfax vs. US





SURVEY HIGHLIGHTS: SUBSTANCE USE

92%

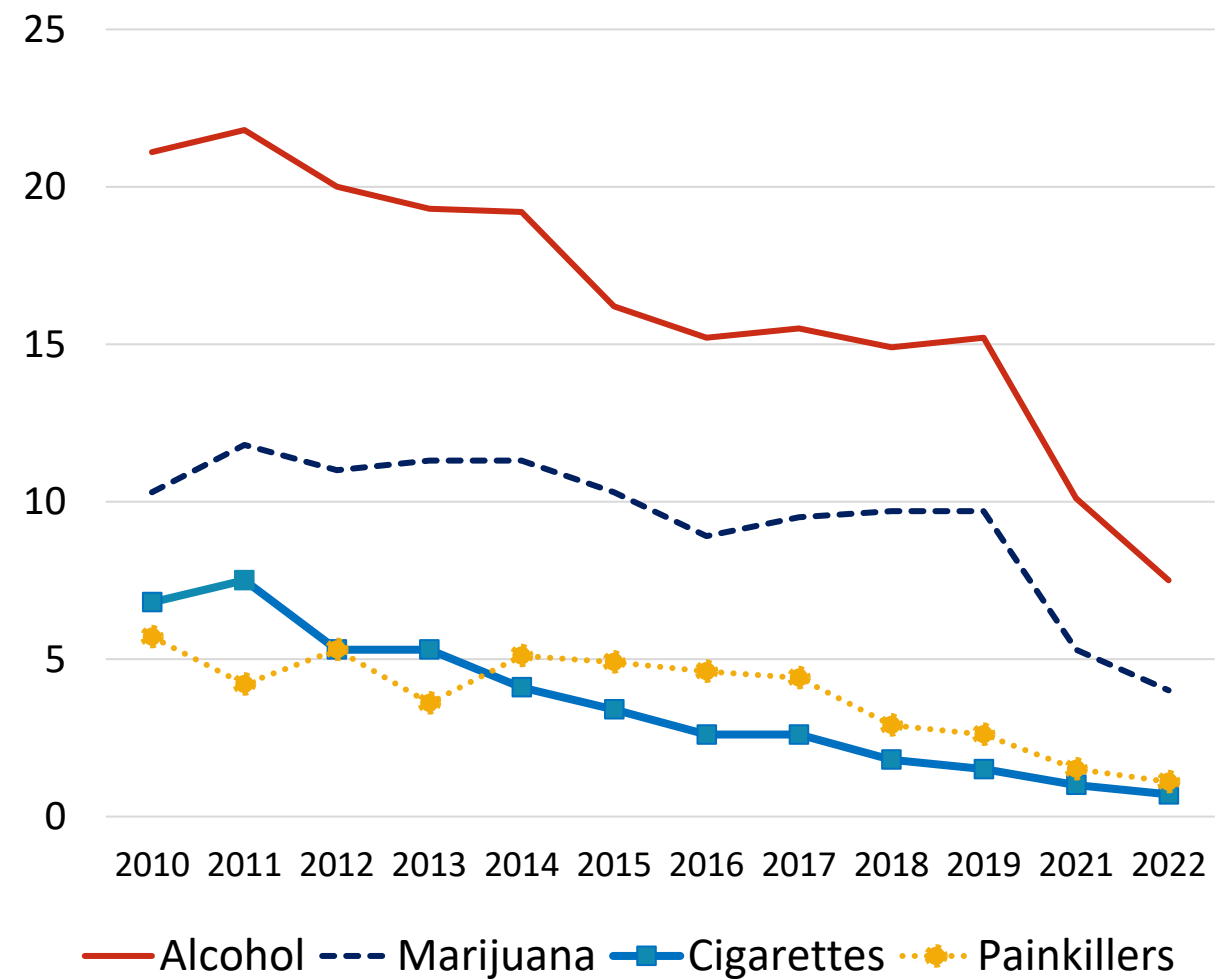
OF FAIRFAX COUNTY YOUTH REPORTED NO ALCOHOL USE IN THE PAST MONTH

90%

OF FAIRFAX COUNTY YOUTH REPORTED NO OTHER SUBSTANCE USE IN THE PAST MONTH

RATES OF SUBSTANCE USE TRENDING DOWN

The percentage of students reporting the use of substances have generally declined over the past ten years.

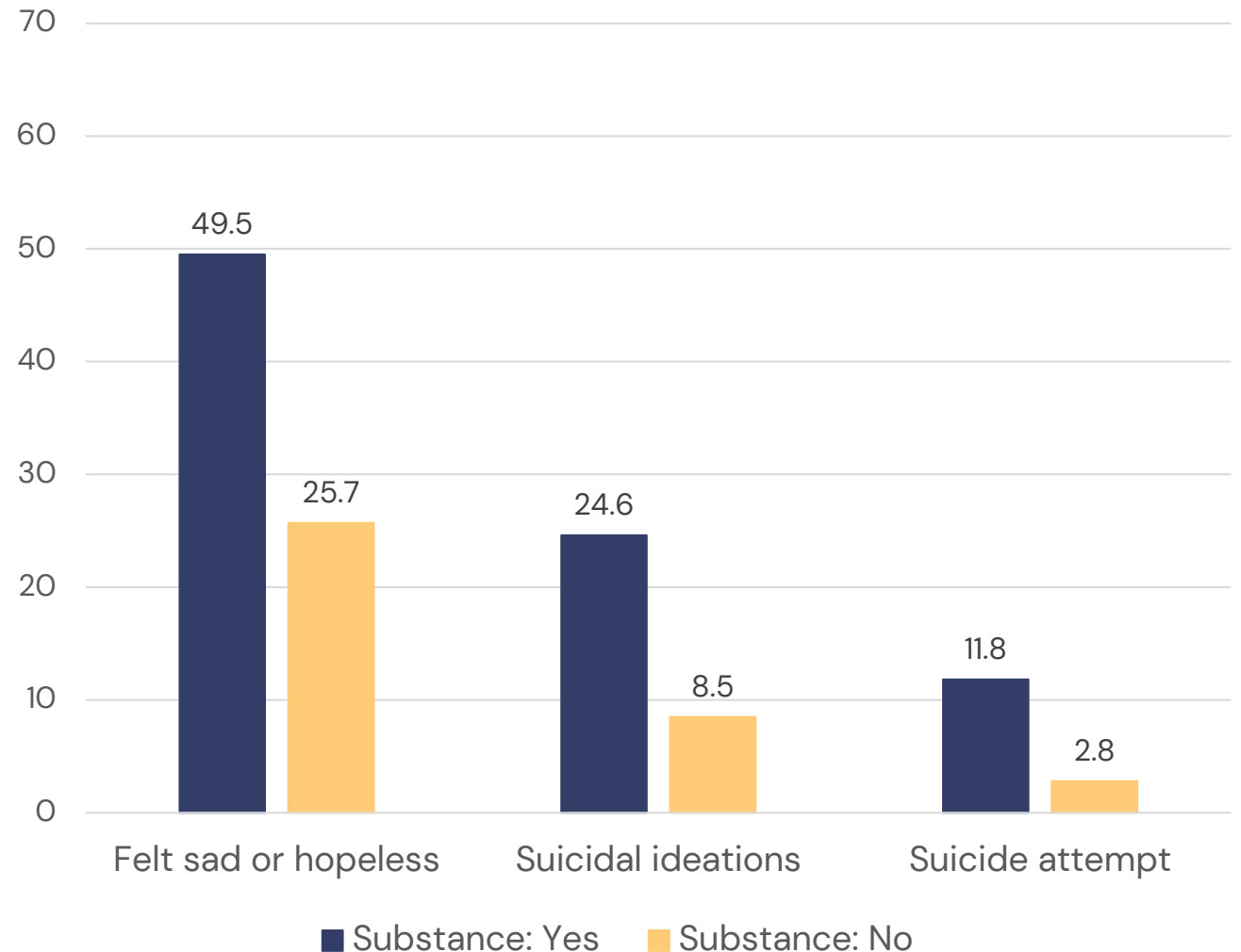




SURVEY HIGHLIGHTS: SUBSTANCE USE AND MENTAL HEALTH



of Fairfax county youth who reported substance use (24.6%) also reported that they had **seriously considered suicide** in the past year (vs. 9% of those who did not report the experience)

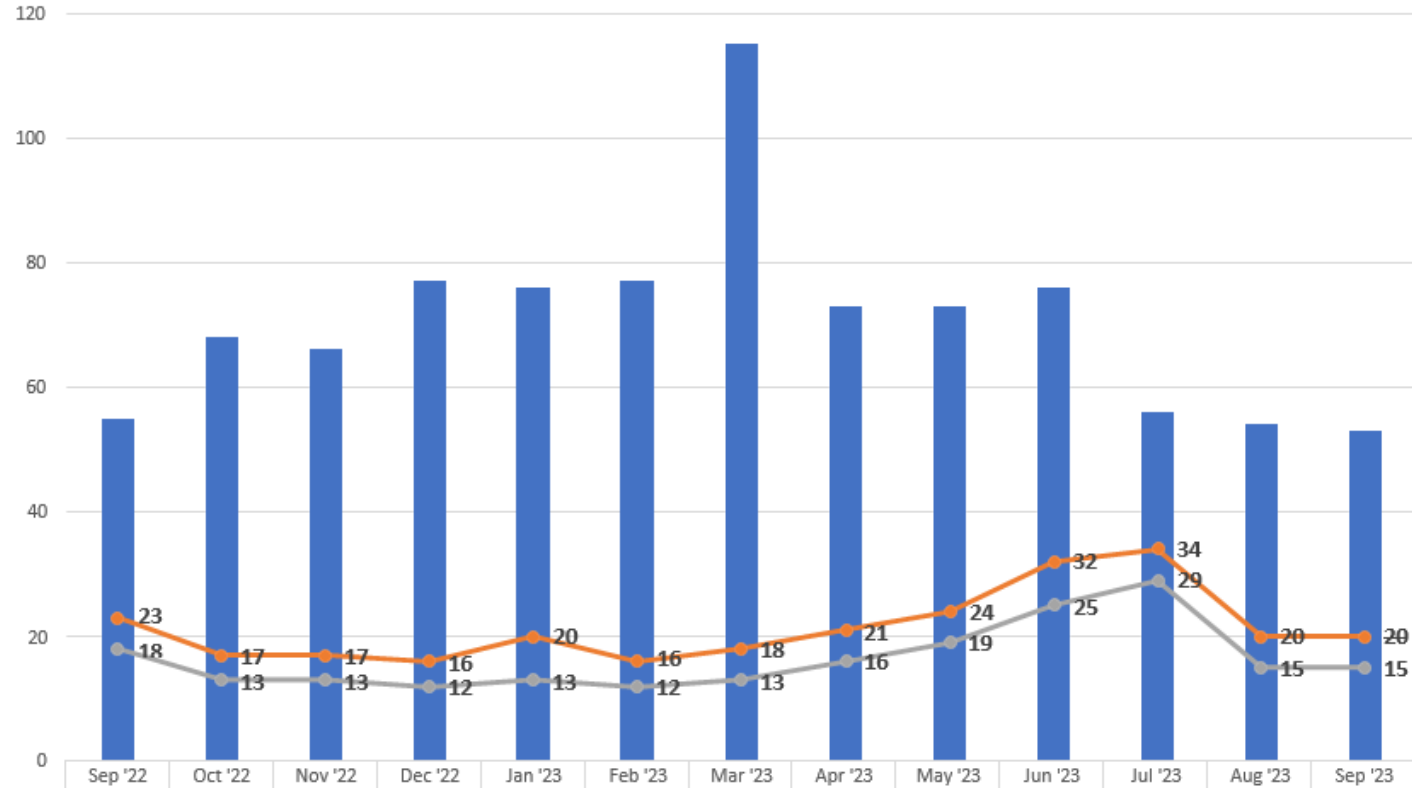


CSB Services Update

Highlights from the CSB FY 2023 Annual Report

- 1,540 Youth Received CSB Outpatient Services
- More than 6,300 individuals trained in opioid overdose reversal. 2,300 were FCPS staff.
- 30 Virtual youth mental health first aid classes. (448 adults trained)
- 511 Youth received short term MH treatment.
- 374 Families received support through the peer partners program.
- 216 Youth served by the CSB resource team.
- Began a Youth Medication Assisted Treatment Clinic pilot.

Youth Outpatient Time to Treatment - September 2022 to September 2023



	Sep '22	Oct '22	Nov '22	Dec '22	Jan '23	Feb '23	Mar '23	Apr '23	May '23	Jun '23	Jul '23	Aug '23	Sep '23
# Youth Who Attended 1st Treatment Appt	55	68	66	77	76	77	115	73	73	76	56	54	53
Average # Days from Assessment to Treatment	23	17	17	16	20	16	18	21	24	32	34	20	20
Average # Days from Assessment to 1st Available / Accepted Appt*	18	13	13	12	13	12	13	16	19	25	29	15	15

*Average number of days from Assessment to Date of First Available Appointment (if known) OR from Assessment to Date of First Accepted Appointment

Individuals Served by Month by Type of Service Aug'22 - Aug'23														Monthly Variance	Yearly Variance	# Served Past 12 Months
Service Area	Aug'22	Sep'22	Oct'22	Nov'22	Dec'22	Jan'23	Feb'23	Mar'23	Apr'23	May'23	Jun'23	Jul'23	Aug'23			
BH Outpatient Youth	918	894	928	946	964	993	1,038	1,146	1,142	1,178	1,166	1,069	1,063	-0.6%	15.8%	2,088

Update on Youth Carryover Initiatives

Youth Outpatient Services Expansion:

- Formal Process for getting positions established has begun
- CSB will be using existing positions to dual encumber to expedite the hiring process.

Youth Medication Assisted Treatment Expansion:

- Received approval to use local opioid abatement money to pay for this service.
- CSB will follow established process to create new positions and will dual encumber existing positions to expedite the hiring process.

Update on Youth Carryover Initiatives Continued

Youth Crisis Services:

- Plan is to transition to create a regional program for both youth mental health crisis, detoxification, treatment, and community re-entry.
 - State is supportive of this model, which allows us to serve a wider array of youth, and it's a national best practice.
 - Maximizes long term stability and allows us to offset the costs of this service by maximizing state and Opioid Abatement dollars.
- Plan is to acquire and build out any facility for the total number of beds but grow the service over time.
- CSB and County building experts have already looked at a couple of locations.

New Funding Coming to CSB's January 1, 2024

\$155.6 Total in MH Services

- \$78 million to strengthen the community mental health crisis services continuum.
- \$19.8 million to strengthen community and school-based youth mental health services.
- \$22.5 million increase to individual CSB's to pay for pay increases and STEP-VA.
- \$3.1 million in Behavioral Health loan repayment program.
- \$30 million for permanent supportive housing.
- \$4 million for supervised residential care to 100 individuals.
- 500 Medicaid Waiver Slots

Questions?