


Fund 40100: Stormwater Services

Mission

To develop and maintain a comprehensive watershed and infrastructure management program to protect property, health, and safety; to enhance the quality of life; and to preserve and improve the environment for the benefit of the public. To plan, design, construct, operate, inspect, and maintain stormwater infrastructure; perform environmental assessments through coordinated stormwater and maintenance programs in compliance with all government regulations utilizing innovative techniques, customer feedback and program review; and to be responsive and sensitive to the needs of the residents, customers, and public partners.

Connection to the Countywide Strategic Plan

The Fairfax County Board of Supervisors adopted the first-ever Countywide Strategic Plan on October 5, 2021. The Countywide Strategic Plan serves as a road map to help guide future work, focusing on the 10 Community Outcome Areas that represent the issues of greatest importance to the community. In February of 2023, the first Annual Report on the work of the strategic plan was released to the public. The report contains point-in-time progress highlights for each of the proposed plan strategies, plus a sample data dashboard and data story that is being replicated across all of the outcome areas, and a number of additional initiatives to embed the elements of the plan within department-level work. The report also includes a Year Two Implementation Model, which focuses on identifying the specific strategies that will move forward to implementation under the guidance of the Board of Supervisors. For more information on the Countywide Strategic Plan, please visit www.fairfaxcounty.gov/strategicplan. Fund 40100, Stormwater Services, primarily supports the following Community Outcome Areas:



Community Outcome Area	Vision Statement
Environment and Energy	<i>All people live in a healthy sustainable environment.</i>
Mobility and Transportation	<i>All residents, businesses, visitors and goods can move efficiently, affordably and safely throughout the county and beyond via our well-designed and maintained network of roads, sidewalks, trails and transit options.</i>

Focus

Stormwater Services are essential to protect public safety, preserve property values, and support environmental mandates such as those aimed at protecting the Chesapeake Bay and the water quality of local jurisdictional waterways. Projects in this fund include repairs to stormwater infrastructure; measures to improve water quality such as stream stabilization, rehabilitation, safety upgrades of state regulated dams, repair and rehabilitation of underground pipe systems and surface channels, flood mitigation, site retrofits and best management practices (BMP); and other stormwater improvements.

Fund 40100: Stormwater Services

The Board of Supervisors approved a special service district to support the Stormwater Management Program and provide a dedicated funding source for both operating and capital project requirements by levying a service rate per \$100 of assessed real estate value, as authorized by Code of Virginia Ann. Sections 15.2-2400. Since this fund was established, staff has made significant progress in the implementation of watershed master plans, public outreach efforts, stormwater monitoring activities, water quality and flood mitigation project implementation, and operational maintenance programs related to existing storm drainage infrastructure including stormwater conveyance and regulatory requirements.

Staff continues to assess the appropriate service rate required to fully support the stormwater program in the future and address the growth in inventory and other community needs. Some of the additional community needs under evaluation include debt service to support the dredging of Lake Accotink, the anticipation of additional flood mitigation requirements, and strengthening the role and financial support for the implementation of stormwater requirements associated with Fairfax County Public Schools sites under renovation. This enhanced program may require incremental changes to the rate over time and may result in a higher rate to fully support the program. Staff continues to evaluate these requirements, as well as the staffing to support them, and analyze the impact of increased real estate values on revenue projections.

One of the recent initiatives being funded by the Stormwater Services Fund is the new Stormwater/Wastewater facility which will consolidate operations and maximize efficiencies between the Stormwater and Wastewater Divisions. Stormwater operations are currently conducted from various locations throughout the County, and a new colocation of Stormwater and Wastewater staff will provide efficiencies and sharing of resources.

While staff continues to further evaluate the impact of recent initiatives and the long-term requirements for the Stormwater Program, the FY 2024 rate will remain the same as the FY 2023 Adopted Budget Plan level of \$0.0325 per \$100 of assessed value. However, based on capital project costs and projected revenues, it is anticipated that in the next several years, incremental rate increases will be required based on continued growth of stormwater facilities and infrastructure that must be inspected and maintained by the County, the implementation of flood mitigation projects, and additional requirements in the forthcoming Municipal Separate Storm Sewer System (MS4) Permit. On an annual basis, staff will continue to evaluate the program, analyze future requirements, and develop Stormwater operational and capital resource needs.

The FY 2024 levy of \$0.0325 will generate \$100,802,650, supporting \$29,460,043 for staff and operational costs; \$69,942,607 for capital project implementation including, infrastructure reinvestment, regulatory requirements, dam safety, emergency and flood response and contributory funding requirements; and \$1,400,000 transferred to the General Fund to partially offset central support services such as Human Resources, Purchasing, Budget and other administrative services supported by the General Fund, which benefit this fund.

Stormwater Services Operational Support

Stormwater Services operational support includes funding for staff salaries, Fringe Benefits, and Operating Expenses for all stormwater operations. In addition, Fund 40100 includes positions related to transportation operations maintenance provided by the Maintenance and Stormwater Management Division. All funding for the transportation related salary expenses and equipment previously supported by Agency 87, Unclassified Administrative Expenses - Public Works Programs, are supported by capital projects in Fund 30010, General Construction and Contributions, as they do not qualify for expenses related to the stormwater service district. Funding for these programs

Fund 40100: Stormwater Services

within Fund 30010, General Construction and Contributions, provides more transparency and the carryforward of balances at year-end.

Fund 40100 also supports the Urban Forestry Management Division (UFMD). The UFMD was established to mitigate tree loss and maximize tree planting during land development, enforce tree conservation requirements and monitor and suppress populations of Gypsy Moth, Emerald Ash Borer, and other forest pests. The UFMD also implements programs needed to sustain the rich level of environmental, ecological, and socio-economic benefits provided by the County's tree canopy. The UFMD is aligned with the mission of Stormwater Services as it strives to "improve water quality and stormwater management through tree conservation." Tree canopy and forest soils function to mitigate significant levels of water pollution and stormwater runoff. Thirteen merit positions and two temporary positions were transferred from the UFMD in Fund 40100, Stormwater Services, to Fund 40200, Land Development Services, in FY 2023 to better align resources and achieve efficiencies.

FY 2024 Stormwater Capital Project Support

Conveyance System Inspections, Development and Rehabilitation

The County owns and operates approximately 1,614 miles of underground stormwater pipes and improved channels, with an estimated replacement value of over one billion dollars. County staff continues to perform internal inspections of all the stormwater pipes. The initial results show that approximately 5 percent of the pipes exhibit conditions of failure, and an additional 5 percent require




maintenance or repair. MS4 Permit regulations require inspection and maintenance of these 1,614 miles of existing conveyance systems, 68,000 stormwater structures, and a portion of the immediate downstream channel at the 7,000 regulated pipe outlets. Acceptable industry standards indicate that one dollar reinvested in infrastructure saves seven dollars over the asset's life and 70 dollars if asset failure occurs. The goal of this program is to inspect pipes on a 20-year cycle and rehabilitate pipes and improve outfall channels before total failure occurs. Total funding in the amount of \$10.0 million is included for Conveyance System Inspections, Development and Rehabilitation in FY 2024, including \$3.0 million for inspections and development and \$7.0 million for rehabilitation and outfall restoration.

Dam Safety and Facility Rehabilitation

There are approximately 8,200 stormwater management facilities in service that range in size from small rain gardens to large state-regulated flood control dams. The County is responsible for inspecting approximately 5,800 privately-owned facilities and maintaining over 2,400 County-owned facilities. This inventory increases annually and is projected to continually increase as new development and redevelopment occurs in the County. This initiative also includes the removal of sediment that occurs in both wet and dry stormwater management facilities to ensure that adequate capacity is maintained to treat the stormwater. The program results in approximately 50 projects annually that require design and construction management activities as well as contract

Fund 40100: Stormwater Services

management and maintenance responsibilities. This program maintains the structures and dams that control and treat the water flowing through County-maintained facilities. This program improves dam safety by supporting annual inspections of 20 state-regulated dams and the Huntington Levee and by developing Emergency Action Plans required by the state. The Emergency Action Plans are



updated annually. In addition, these plans include annual emergency drills and exercises, and flood monitoring for each dam. Total funding in the amount of \$17.0 million is included in FY 2024, including \$6.0 million for maintenance and \$11.0 million for rehabilitation.

Stormwater/Wastewater Facility

This project will provide funding for a Stormwater/Wastewater Facility which will consolidate operations and maximize efficiencies between the Stormwater and Wastewater Divisions. Currently, Stormwater operations are conducted from various locations throughout the County, with the majority of staff located at the West Drive facility. Facilities for field maintenance operations and for field/office-based staff are inadequate and outdated for the increased scope of the stormwater program, and inadequate to accommodate future operations. This project is currently in construction and is scheduled to be completed in late 2025. The facility is financed by EDA bonds with the Stormwater Services Fund and Wastewater Fund supporting the debt service. Funding in the amount of \$4.2 million is included in FY 2024 to support the debt service for the Stormwater/Wastewater Facility.

Emergency and Flood Response Projects

This program supports flood control projects for unanticipated flooding events that impact storm systems and structural flooding. The program provides annual funding for scoping, design, and construction activities related to flood mitigation projects. Funding in the amount of \$7.0 million is included for the Emergency and Flood Response Projects in FY 2024.

Enterprise Asset Management-Work Order System

This project will provide funding for the transition from an Enterprise Asset Management (EAM) system to a more functional Asset Management Program (AMP). This funding will support the acquisition of software, servers, and consultant services to migrate asset management and related work order management into the new system. The current system tracks assets, inspections, daily work management, and associated contractor costs. Features of the replacement system include geographic information system (GIS) integration and field mobility. The Department of Public Works and Environmental Services (DPWES) Information Technology staff have collaborated with the Stormwater Management and the Wastewater Management staff to promote interagency capabilities, optimize performance, and improve system lifecycle management for the new system. This new system will meet future expectations for both divisions and optimize service delivery for DPWES. Funding in the amount of \$0.64 million is included in Capital Projects and an amount of \$0.66 million is included in Operating Expenses for this project in FY 2024.

Fund 40100: Stormwater Services

Stormwater-Related Contributory Program

Contributory funds are provided to the Northern Virginia Soil and Water Conservation District (NVSWCD) and the Occoquan Watershed Monitoring Program (OWMP). The NVSWCD is an independent subdivision of the Commonwealth of Virginia that provides leadership in the conservation and protection of Fairfax County's soil and water resources. It is governed by a five-member Board of Directors - three members are elected every four years by the voters of Fairfax County and two members are appointed by the Virginia Soil and Water Conservation Board. Accordingly, the work of NVSWCD supports many of the environmental goals established by the Board of Supervisors. The goal of the NVSWCD is to continue to improve the quality of the environment and general welfare of the citizens of Fairfax County by providing them with a means of dealing with soil, water conservation, and related natural resource problems. It provides County agencies with comprehensive environmental evaluations for proposed land use changes with particular attention to the properties of soils, erosion potential, drainage, and the impact on the surrounding environment. NVSWCD has consistently been able to create partnerships and leverage state, federal and private resources to benefit natural resources protection in Fairfax County. FY 2024 funding of \$0.6 million is included in Fund 40100 for the County contribution to the NVSWCD.

The OWMP and the Occoquan Watershed Monitoring Laboratory (OWML) were established to ensure that water quality is monitored and protected in the Occoquan Watershed. Given the many diverse uses of the land and water resources in the Occoquan Watershed (agriculture, urban residential development, commercial and industrial activity, water supply, and wastewater disposal), the OWMP plays a critical role as the unbiased interpreter of basin water quality information. FY 2024 funding of \$0.2 million is included in Fund 40100 for the County contribution to the OWMP.

Contributory funding also supports additional projects selected through the successful NVSWCD-administered Conservation Assistance Program (CAP) and Virginia Conservation Assistance Program (VCAP) as approved by the Board of Supervisors on September 4, 2021. CAP and VCAP provide cost share and technical assistance for the voluntary installation of environmental best management practices (BMP). The programs align with the County's watershed management plans that suggest establishing a cost share program with property owners on BMP projects located on private land. The BMPs installed under CAP and VCAP help address private drainage and erosion issues, improve water quality, and support long-term stewardship of the County watersheds by building awareness of the importance of watershed protection. FY 2024 funding of \$0.25 million is included in Fund 40100 for the first year of this contribution to NVSWCD.

Stormwater Allocation to Towns

On April 18, 2012, the State Legislature passed SB 227, which entitles the Towns of Herndon and Vienna to all revenues collected within their boundaries by Fairfax County's stormwater service district. An agreement was developed whereby the Towns remain part of the County's service district and the County returns 25 percent of the revenue collected from properties within each town. This allows for the Towns to provide services independently, such as maintenance and operation of stormwater pipes, manholes, and catch basins. The remaining 75 percent remains with the County and the County takes on the responsibility for the Towns' Chesapeake Bay Total Maximum Daily Load (TMDL) requirements as well as other TMDL and MS4 requirements. This provides for an approach that is based on watersheds rather than on jurisdictional lines. Funding in the amount of \$1.25 million is included for the Stormwater Allocations to Towns project in FY 2024.

Regulatory Program

The County is required by federal law to operate under the conditions of a state-issued MS4 Permit. Stormwater staff annually evaluates funding required to meet the increasing federal and state

Fund 40100: Stormwater Services

regulatory requirements pertaining to the MS4 Permit, and state and federal mandates associated with controlling water pollution delivered to local streams and the Chesapeake Bay. The MS4 Permit allows the County to discharge stormwater from its stormwater systems into state and federal waters. There are approximately 15,000 stormwater outfalls in the County and 7,000 are regulated outfalls covered by the permit. The most recent permit was issued to the County in April 2015 and expired in April 2020. The County is operating under an Administrative Continuance until a new permit is issued. The permit requires the County to document the stormwater management facility inventory, enhance public outreach and education efforts, increase water quality monitoring efforts, and provide stormwater management and stormwater control training to all appropriate County employees. The permit requires the County to implement sufficient stormwater projects that will reduce the nutrients and sediment to comply with the Chesapeake Bay and local stream TMDL requirements. Funding in the amount of \$4.0 million is included for the Stormwater Regulatory Program in FY 2024.

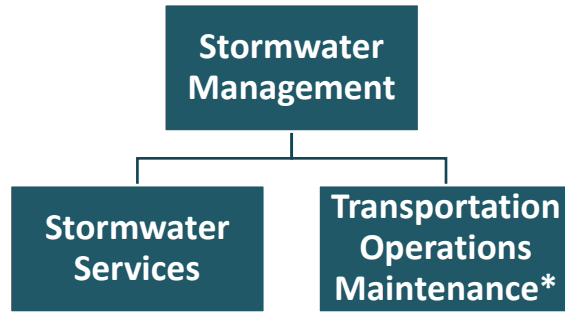
Stream and Water Quality Improvements

This program funds water quality improvement projects necessary to mitigate the impacts to local streams and the Chesapeake Bay resulting from urban stormwater runoff. This includes water quality projects such as construction and retrofit of stormwater management ponds, implementation of green stormwater infrastructure facilities, stream restoration, and water quality projects identified in the



completed Countywide Watershed Management Plans. These projects will aid in the reduction of pollutants and improve water quality in County streams that are considered to be in fair to very poor condition and likely do not meet Federal Clean Water Act water quality standards. In addition, TMDL requirements for local streams and the Chesapeake Bay are the regulatory drivers by which pollutants entering impaired water bodies must be reduced. The Chesapeake Bay TMDL was established by the EPA and requires that MS4 communities, as well as other dischargers, implement measures to significantly reduce the nitrogen, phosphorous, and sediment loads in waters that drain to the Chesapeake Bay by 2025. MS4 Permit holders must achieve 35 percent of the required reductions within the current five-year permit cycle and 60 percent of the required reductions in the next five-year permit cycle. In addition, compliance with the Chesapeake Bay TMDL requires that the County undertake construction of new stormwater facilities and retrofit existing facilities and properties. The EPA continually updates the Chesapeake Bay compliance targets and credits. It is anticipated that the changes to the assigned targets as well as how projects are credited will likely impact future compliance requirements. In addition to being required to meet the Chesapeake Bay TMDL targets, the current MS4 Permit requires the County to develop and implement action plans to address local impairments. Most of the 1,900 watershed management plan projects contribute toward achieving the Chesapeake Bay and local stream TMDL requirements. Funding in the amount of \$24.8 million is included for Stream and Water Quality Improvements in FY 2024.

Organizational Chart



*Denotes functions that are included in both Fund 30010, General Construction and Contributions, and Fund 40100, Stormwater Services.

Budget and Staff Resources

Category	FY 2022 Actual	FY 2023 Adopted	FY 2023 Revised	FY 2024 Advertised	FY 2024 Adopted
FUNDING					
Expenditures:					
Personnel Services	\$21,994,682	\$24,580,634	\$24,580,634	\$26,019,550	\$26,824,362
Operating Expenses	3,002,806	4,010,636	4,386,236	3,870,636	3,870,636
Capital Equipment	1,519,045	652,000	1,019,268	895,000	895,000
Capital Projects	56,797,439	65,879,740	257,786,068	70,747,419	69,942,607
Subtotal	\$83,313,972	\$95,123,010	\$287,772,206	\$101,532,605	\$101,532,605
Less:					
Recovered Costs	(\$1,547,199)	(\$2,129,955)	(\$2,129,955)	(\$2,129,955)	(\$2,129,955)
Total Expenditures	\$81,766,773	\$92,993,055	\$285,642,251	\$99,402,650	\$99,402,650
AUTHORIZED POSITIONS/FULL-TIME EQUIVALENT (FTE)					
Regular	200 / 200	208 / 208	194 / 194	208 / 208	194 / 194

FY 2024 Funding Adjustments

The following funding adjustments from the FY 2023 Adopted Budget Plan are necessary to support the FY 2024 program. Included are all adjustments recommended by the County Executive that were approved by the Board of Supervisors, as well as any additional Board of Supervisors' actions, as approved in the adoption of the Budget on May 9, 2023.

Employee Compensation \$2,275,938

An increase of \$2,275,938 in Personnel Services includes \$1,272,723 for a 5.44 percent market rate adjustment (MRA) for all employees and \$405,184 for performance-based and longevity increases for non-uniformed merit employees, both effective July 2023. The remaining increase of \$598,031 is included to support employee retention and recruitment efforts that will reduce pay compression and align the County's pay structures with the market based on benchmark data.

Other Post-Employment Benefits (\$32,210)

A decrease of \$32,210 in Personnel Services reflects required adjustments associated with providing Other Post-Employment Benefits (OPEBs) to retirees, including the Retiree Health Benefits Subsidy. For more information on Other Post-Employment Benefits, please refer to Fund 73030, OPEB Trust, in Volume 2 of the FY 2024 Adopted Budget Plan.

Fund 40100: Stormwater Services

Asset Management Program **(\$140,000)**

Funding of \$660,000 in Operating Expenses, a decrease of \$140,000 from the FY 2023 Adopted Budget Plan, will support a new Asset Management Program (AMP). Funding will support the acquisition of software, servers, and consultant services to migrate asset management and related work order management into the new system. This new system will meet the future expectations for both Stormwater and Wastewater divisions and optimize service delivery for the Department of Public Works and Environmental Services.

Capital Equipment **\$243,000**

Funding of \$895,000 in Capital Equipment, an increase of \$243,000 over the FY 2023 Adopted Budget Plan, is included for new equipment and replacement equipment that has outlived its useful life. Replacement equipment in the amount of \$195,000 includes: \$175,000 to replace two equipment trailers and one forklift that support all maintenance and emergency response programs in transporting construction materials, light duty and snow removal equipment; and \$20,000 to replace two backpack electrofishers that are used to support the Countywide comprehensive biological monitoring program to assess the ecological health of watersheds and to satisfy regulatory requirements of the Municipal Separate Storm Sewer System (MS4) permit issued by the state (and mandated by the Clean Water Act). In addition, new equipment in the amount of \$700,000 includes: \$350,000 to retrofit older trucks with new spreader controllers and a GPS enabled system to optimize the County's winter weather operations; \$250,000 to purchase a heavy equipment simulator package that is capable of training operators on backhoes, wheel loaders, excavators, skid steers, and bulldozers; and \$100,000 to purchase a web-based GPS location system for the County's assets in order to instantly locate and check the status of all machinery, equipment, and tools.

Capital Projects **\$4,062,867**

Funding of \$69,942,607 in Capital Projects, an increase of \$4,062,867 over the FY 2023 Adopted Budget Plan, has been included in FY 2024 for priority stormwater capital projects.

Changes to FY 2023 Adopted Budget Plan

The following funding adjustments reflect all approved changes in the FY 2023 Revised Budget Plan since passage of the FY 2023 Adopted Budget Plan. Included are all adjustments made as part of the FY 2022 Carryover Review, FY 2023 Third Quarter Review, and all other approved changes through April 30, 2023.

Carryover Adjustments **\$192,712,809**

As part of the *FY 2022 Carryover Review*, the Board of Supervisors approved funding of \$192,712,809 based on the carryover of unexpended project balances in the amount of \$190,278,892 and a net adjustment of \$2,433,917. This adjustment included the carryover of \$742,868 in operating and capital equipment encumbrances and an increase to capital projects of \$1,691,049. The adjustment to capital projects was based on the appropriation of higher than anticipated Stormwater tax revenues of \$841,515; actual Economic Development Authority (EDA) Bonds of \$376,033 and interest earnings of \$154,900 associated with the Stormwater/Wastewater Facility; operational savings of \$247,858; revenues of \$195,570 received in FY 2022 as a reimbursement from the Metropolitan Washington Council of Governments; revenues of \$30,583 collected for tree preservation and planting projects in FY 2022; revenues received in FY 2022 from the sale of capital equipment in the amount of \$24,340; and the appropriation of \$1,796, which was the result of a reconciliation of fund balances to the County's financial statements. The adjustment to capital projects was partially offset by a decrease of \$181,546 due to the transfer of Civil Penalties Fees to Fund 40200, Land Development Services.

Fund 40100: Stormwater Services

Position Adjustments

\$0

In order to better support the Department of Public Works and Environmental Services' (DPWES) four core business areas and enhance department-wide initiatives, 1/1.0 FTE position was transferred from Fund 40100, Stormwater Services, to Agency 25, Business Planning and Support, in FY 2023 to serve as a Sustainability Officer and provide enterprise-level coordination and high-level policy related to the County's sustainability efforts. The funding related to this position will be provided as part of the *FY 2023 Carryover Review*. In addition, 13/13.0 FTE positions were transferred from Fund 40100, Stormwater Services, to Fund 40200, Land Development Services, in FY 2023 to better align resources and achieve efficiencies.

Position Detail

The FY 2024 Adopted Budget Plan includes the following positions:

STORMWATER SERVICES – 194 Positions			
MSMD Administration (10 positions)			
1	Director, Maintenance and SW	1	Safety Analyst I
1	HR Generalist II	1	Administrative Assistant IV
1	HR Generalist I	4	Administrative Assistants III
1	Safety Analyst II		
IT – Director's Office/Stormwater (1 position)			
1	Network/Telecom. Analyst I		
Finance – Wastewater and Stormwater (4 positions)			
1	Financial Specialist IV	1	Financial Specialist I
1	Financial Specialist II	1	Administrative Assistant III
Contracting Services/Material Support (5 positions)			
1	Material Mgmt. Specialist III	1	Financial Specialist II
2	Contract Analysts I	1	Inventory Manager
Dam Safety and Maintenance Projects/Projects and LID/Inspection and Maintenance (18 positions)			
1	Public Works-Env. Serv. Manager	5	Engineering Technicians III
1	Engineer IV	2	Engineering Technicians II
1	Senior Engineer III	1	Project Manager II
2	Engineers III	2	Project Managers I
1	Ecologist III	1	Assistant Project Manager
1	Ecologist II		
Field Operations (74 positions)			
2	Env. Services Supervisors	3	Masons
1	Public Works-Env. Serv. Manager	1	Vehicle Maintenance Coordinator
3	Public Works-Env. Bus. Ops. Managers	5	Engineering Technicians III
2	Public Works-Env. Serv. Specialists	2	Engineering Technicians II
8	Senior Maintenance Supervisors	1	Carpenter II
5	Maintenance Supervisors	2	Equipment Repairers
2	Maintenance Crew Chiefs	1	Welder II
15	Senior Maintenance Workers	1	Welder I
10	Heavy Equipment Operators	1	Trades Supervisor
9	Motor Equipment Operators		
Stormwater Infrastructure Branch (16 positions)			
1	Public Works-Env. Serv. Manager	1	Senior Engineering Inspector
4	Engineers IV	2	Engineering Technicians II
1	Senior Engineer III	2	Engineering Technicians I
4	Engineers III	1	Project Manager I
Transportation Infrastructure Branch (7 positions)			
1	Engineer V	3	Project Managers I
1	Engineer IV	1	Engineering Technician II
1	Project Manager II		

Stormwater Planning Division (56 positions)			
1	Director, Stormwater Planning	1	Emergency Mgmt. Specialist III
1	Engineer V	1	Planner IV
4	Engineers IV	1	Planner III
1	Senior Engineer III	2	Landscape Architects III
9	Engineers III	1	Engineering Technician III
4	Project Managers II	1	Management Analyst II
2	Project Managers I	2	Code Specialists II
4	Ecologists IV	1	Financial Specialist II
5	Ecologists III	1	Financial Specialist I
3	Ecologists II	1	Contract Specialist II
2	Ecologists I	1	Assistant Contract Specialist
3	Project Coordinators	3	Administrative Assistants III
1	Public Works-Env. Serv. Manager		
Urban Forestry (3 positions)			
1	Director, Urban Forestry Division	1	Project Manager I
1	Urban Forester III		

Performance Measurement Results by Community Outcome Area

Environment and Energy

The objective to receive no MS4 Permit violations related to inspection and maintenance of public and private stormwater management facilities was met in FY 2020, FY 2021 and FY 2022. It is expected that this objective will also be met in FY 2023 and FY 2024. The objective to update 100 percent of the Stormwater emergency action plans was also met in prior years. It is expected that this trend will continue in both FY 2023 and FY 2024.

Mobility and Transportation

The objective to keep 100 percent of the commuter facilities operational for 365 days was met in prior years. It is expected that this goal will be met in FY 2023 and FY 2024.

Community Outcome Area	FY 2020 Actual	FY 2021 Actual	FY 2022 Estimate	FY 2022 Actual	FY 2023 Estimate	FY 2024 Estimate
Environment and Energy						
Promoting Air, Water and Land Quality						
MS4 permit violations received	0	0	0	0	0	0
Percent of Emergency Action Plans current	100%	100%	100%	100%	100%	100%
Mobility and Transportation						
Infrastructure Condition, Sustainability and Environmental Impact						
Percent of commuter facilities available 365 days per year	100%	100%	100%	100%	100%	100%

A complete list of performance measures can be viewed at <https://www.fairfaxcounty.gov/budget/fy-2024-adopted-performance-measures-pm>

Fund 40100: Stormwater Services

FUND STATEMENT

Category	FY 2022 Actual	FY 2023 Adopted Budget Plan	FY 2023 Revised Budget Plan	FY 2024 Advertised Budget Plan	FY 2024 Adopted Budget Plan
Beginning Balance	\$90,246,043	\$0	\$192,147,379	\$0	\$0
Revenue:					
Stormwater Service District Levy	\$88,017,253	\$94,393,055	\$94,393,055	\$100,802,650	\$100,802,650
Sale of Bonds ¹	93,376,033	0	0	0	0
Interest on Investments ²	154,900	0	0	0	0
Stormwater Local Assistance Fund (SLAF) Grant ³	2,967,180	0	629,613	0	0
Tree Preservation/Planting Fund ⁴	30,583	0	0	0	0
Miscellaneous ⁵	247,160	0	81,000	0	0
Total Revenue	\$184,793,109	\$94,393,055	\$95,103,668	\$100,802,650	\$100,802,650
Total Available	\$275,039,152	\$94,393,055	\$287,251,047	\$100,802,650	\$100,802,650
Expenditures:					
Personnel Services	\$21,994,682	\$24,580,634	\$24,580,634	\$26,019,550	\$26,824,362
Operating Expenses	3,002,806	4,010,636	4,386,236	3,870,636	3,870,636
Recovered Costs	(1,547,199)	(2,129,955)	(2,129,955)	(2,129,955)	(2,129,955)
Capital Equipment	1,519,045	652,000	1,019,268	895,000	895,000
Capital Projects ⁶	56,797,439	65,879,740	257,786,068	70,747,419	69,942,607
Total Expenditures	\$81,766,773	\$92,993,055	\$285,642,251	\$99,402,650	\$99,402,650
Transfers Out:					
General Fund (10001) ⁷	\$1,125,000	\$1,400,000	\$1,400,000	\$1,400,000	\$1,400,000
Land Development Services (40200) ⁸	0	0	208,796	0	0
Total Transfers Out	\$1,125,000	\$1,400,000	\$1,608,796	\$1,400,000	\$1,400,000
Total Disbursements	\$82,891,773	\$94,393,055	\$287,251,047	\$100,802,650	\$100,802,650
Ending Balance⁹	\$192,147,379	\$0	\$0	\$0	\$0
Tax Rate Per \$100 of Assessed Value	\$0.0325	\$0.0325	\$0.0325	\$0.0325	\$0.0325

¹ In FY 2022, an amount of \$93.4 million in Economic Development Authority (EDA) Bonds was issued to support the construction of the Stormwater/Wastewater Facility to consolidate operations and maximize efficiencies between the Stormwater and Wastewater Divisions.

² Interest on Investments revenue represents interest earned associated with the Stormwater/Wastewater Facility project.

³ Represents previously approved Virginia Department of Environmental Quality (VDEQ) Stormwater Local Assistance Fund (SLAF) grants to support stream and water quality improvement projects. An amount of \$2,967,180 was received in FY 2022 and an amount of \$629,613 is anticipated in FY 2023 and beyond.

⁴ Reflects revenues collected through the land development process that will support tree preservation and planting projects in FY 2023.

⁵ Miscellaneous revenues in FY 2022 represent an amount of \$195,570 received as a reimbursement from the Metropolitan Washington Council of Governments for emergency flood response projects, an amount of \$27,250 collected in civil penalties, and an amount of \$24,340 received from the sale of capital equipment. In addition, an amount of \$81,000 is carried forward to FY 2023 to support the Paul Springs Stream Restoration project at Hollin Hills. The existing pipes will be replaced, and the Virginia Department of Transportation (VDOT) has agreed to reimburse Fairfax County for expenses up to \$81,000.

⁶ In order to account for revenues and expenditures in the proper fiscal year, audit adjustments were reflected as an increase of \$63,612.94 to FY 2022 Capital Projects to record expenditure accruals. This impacted the amount carried forward resulting in a decrease of \$63,612.94 to the FY 2023 Revised

Fund 40100: Stormwater Services

Budget Plan. The projects affected by this adjustment were 2G25-006-000, Stormwater Regulatory Program, and SD-000031, Stream and Water Quality Improvements. The Annual Comprehensive Financial Report (ACFR) reflects all audit adjustments in FY 2022. Details of the audit adjustments were included in the FY 2023 Third Quarter Package.

⁷ Funding in the amount of \$1,400,000 is transferred to the General Fund to partially offset central support services supported by the General Fund, which benefit Fund 40100. These indirect costs include support services such as Human Resources, Purchasing, Budget and other administrative services.

⁸ Funding in the amount of \$208,796 was transferred to Fund 40200, Land Development Services, to reflect all revenues and expenditures associated with civil penalty activities in the new Special Revenue fund.

⁹ Capital projects are budgeted based on the total project costs. Most projects span multiple years, from design to construction completion. Therefore, funding for capital projects is carried forward each fiscal year, and ending balances fluctuate, reflecting the carryover of these funds.

Fund 40100: Stormwater Services

SUMMARY OF CAPITAL PROJECTS

Project	Total Project Estimate	FY 2022 Actual Expenditures	FY 2023 Revised Budget	FY 2024 Advertised Budget Plan	FY 2024 Adopted Budget Plan
CAP/VCAP Grant Contribution to NVSWCD (2G25-011-000)	\$250,000	\$0.00	\$0.00	\$250,000	\$250,000
Conveyance System Inspection/Development (2G25-028-000)	16,725,000	1,643,450.33	5,090,929.65	3,000,000	3,000,000
Conveyance System Rehabilitation (SD-000034)	72,034,135	6,044,388.77	11,878,259.71	7,000,000	7,000,000
Dam and Facility Maintenance (2G25-031-000)	41,194,841	5,652,284.47	11,770,027.95	6,000,000	6,000,000
Dam Safety and Facility Rehabilitation (SD-000033)	68,576,104	5,039,029.28	12,188,745.52	11,000,000	11,000,000
Debt Service for Stormwater/Wastewater Facility (2G25-117-000)	13,358,875	1,293,366.22	7,885,633.78	4,179,875	4,179,875
Emergency and Flood Response Projects (SD-000032)	43,881,661	1,263,804.43	20,389,681.87	7,000,000	7,000,000
Enterprise Asset Management-Work Order System (SD-000044)	3,040,000	349,952.00	2,050,048.00	640,000	640,000
Flood Prevention-Huntington Area-2012 (SD-000037)	41,750,000	199,282.02	2,460,742.22	0	0
Lake Accotink Dredging (SD-000041)	5,000,000	816,946.24	3,606,866.14	0	0
NVSWCD Contributory (2G25-007-000)	7,139,388	554,811.00	609,346.00	609,346	609,346
Occoquan Monitoring Contributory (2G25-008-000)	1,940,079	177,799.00	183,437.00	189,438	189,438
Stormwater Allocation to Towns (2G25-027-000)	8,494,829	839,132.79	1,054,987.13	1,250,000	1,250,000
Stormwater Civil Penalties Fees (2G25-119-000)	4,204	4,204.03	0.00	0	0
Stormwater Proffers (2G25-032-000)	56,500	2,500.00	54,000.01	0	0
Stormwater Regulatory Program (2G25-006-000)	68,014,584	3,083,566.07	8,337,212.29	4,000,000	4,000,000
Stormwater/Wastewater Facility (SD-000039)	102,270,933	12,048,546.30	82,119,862.28	0	0
Stream and Water Quality Improvements (SD-000031)	280,302,473	17,160,729.68	86,559,775.25	25,628,760	24,823,948
Towns Grant Contribution (2G25-029-000)	5,805,976	600,097.34	1,306,485.83	0	0
Tree Preservation and Plantings (2G25-030-000)	339,499	23,548.79	240,027.57	0	0
Total	\$780,179,081	\$56,797,438.76	\$257,786,068.20	\$70,747,419	\$69,942,607