


Fund 40100: Stormwater Services

Mission

To develop and maintain a comprehensive watershed and infrastructure management program to protect property, health, and safety; to enhance the quality of life; and to preserve and improve the environment for the benefit of the public. To plan, design, construct, operate, inspect, and maintain stormwater infrastructure; perform environmental assessments through coordinated stormwater and maintenance programs in compliance with all government regulations utilizing innovative techniques, customer feedback and program review; and to be responsive and sensitive to the needs of the residents, customers, and public partners.

Connection to the Countywide Strategic Plan

The Fairfax County Board of Supervisors adopted the first-ever Countywide Strategic Plan on October 5, 2021. The Countywide Strategic Plan serves as a road map to help guide future work, focusing on the 10 Community Outcome Areas that represent the issues of greatest importance to the community, and uses our One Fairfax equity policy to invest in people and places that have limited access to opportunity. On February 20, 2024, the second Annual Report on the work of the strategic plan was released to the public. The report contains point-in-time progress highlights for each of the community outcome areas, plus three data dashboards and data stories that are being replicated across all of the outcome areas, and a number of additional initiatives to embed the elements of the plan within department-level work. The report also includes a Year Three Implementation Model, which will engage hundreds of County subject-matter experts to identify and champion the specific strategies that will move forward to implementation under the guidance of the Board of Supervisors. For more information on the Countywide Strategic Plan, please visit www.fairfaxcounty.gov/strategicplan. Fund 40100, Stormwater Services, primarily supports the following Community Outcome Areas:



Community Outcome Area	Vision Statement
Environment and Energy	<i>All people live in a healthy sustainable environment.</i>
Mobility and Transportation	<i>All residents, businesses, visitors and goods can move efficiently, affordably and safely throughout the county and beyond via our well-designed and maintained network of roads, sidewalks, trails and transit options.</i>

Focus Stormwater Services are essential to protect public safety, preserve property values, and support environmental mandates such as those aimed at protecting the Chesapeake Bay and the water quality of local jurisdictional waterways. Projects in this fund include repairs to stormwater infrastructure; measures to improve water quality such as stream stabilization, rehabilitation, safety upgrades of state regulated dams, repair and rehabilitation of underground pipe systems and surface channels, flood mitigation, site retrofits and best management practices (BMP); and other stormwater improvements.

The Board of Supervisors approved a special service district to support the Stormwater Management Program and provide a dedicated funding source for both operating and capital project requirements by levying a service rate per \$100 of assessed real estate value, as authorized by Code of Virginia Ann. Sections 15.2-2400. Since this fund was established, staff has made significant progress in the implementation of watershed master plans, public outreach efforts, stormwater monitoring activities, water quality and flood mitigation project implementation, and operational maintenance programs related to existing storm drainage infrastructure including stormwater conveyance and regulatory requirements.

Staff continues to assess the appropriate service rate required to fully support the stormwater program now and, in the future, to address the growth in inventory and other community needs. Some of the additional community needs under evaluation include the anticipation of additional flood mitigation requirements and strengthening the role and financial support for the implementation of stormwater requirements associated with Fairfax County Public Schools sites under renovation. This enhanced program may require incremental changes to the rate over time and may result in a higher rate to fully support the program. Staff continue to evaluate these requirements and analyze the impact of increased real estate values on revenue projections.

One of the recent initiatives being funded by the Stormwater Services Fund is the new Stormwater/Wastewater facility which will consolidate operations and maximize efficiencies between the Stormwater and Wastewater Divisions. Stormwater operations are currently conducted from various locations throughout the County, and a new colocation of Stormwater and Wastewater staff will provide service efficiencies and sharing of resources.

While staff continues to further evaluate the impact of recent initiatives and the long-term requirements for the Stormwater Program, the FY 2025 rate remains the same as the FY 2024 Adopted Budget Plan level of \$0.0325 per \$100 of assessed value. However, it is anticipated that in the next several years incremental rate increases will be required based on continued growth of the stormwater system, the implementation of increasing flood mitigation projects, and additional requirements in the Municipal Separate Storm Sewer System (MS4) Permit.

The FY 2025 levy of \$0.0325 is projected to generate \$103,877,482, supporting \$30,421,160 for staff and operational costs; \$71,846,860 for capital project implementation including contributory funding requirements; and \$1,609,462 transferred to the General Fund to partially offset central support services such as Human Resources, Purchasing, Budget and other administrative services supported by the General Fund, which benefit this fund.

Fund 40100: Stormwater Services

Stormwater Services Operational Support

Stormwater Services operational support includes funding for staff salaries, fringe benefits, and operating expenses for all stormwater operations. Fund 40100 also supports positions related to transportation operations maintenance provided by the Maintenance and Stormwater Management Division. All funding for the transportation related salary expenses and equipment are supported by capital projects in Fund 30010, General Construction and Contributions, as they do not qualify for expenses related to the stormwater service district. Funding for these programs within Fund 30010 provides more transparency and the carryforward of balances at year-end.


Fairfax County's Urban Forestry Management Division (UFMD) is also supported by Fund 40100. This dedicated team safeguards the county's valuable tree canopy by monitoring its health and implementing robust tree planting initiatives. In doing so, staff sustains the rich environmental, ecological, and socio-economic benefits that the tree canopy provides. The UFMD's mission aligns with Stormwater Services' goal of "improving water quality and stormwater management through tree conservation," as healthy trees and forest soils significantly reduce water pollution and runoff. In FY 2023, 13 merit and two temporary positions were transferred from the UFMD in Fund 40100 (Stormwater Services) to Fund 40200 (Land Development Services) to better align resources and achieve service efficiencies.

FY 2025 Stormwater Capital Project Support



Conveyance System Inspections, Development and Rehabilitation

The County owns and operates 1,608 miles of underground stormwater pipes and improved channels with an estimated replacement value of over one billion dollars. County staff continue to perform internal inspections of all the stormwater pipes. The initial results show that approximately 4 percent of the pipes exhibit conditions of failure, and an additional 2 percent require maintenance or repair. MS4 Permit regulations require inspection and maintenance of these 1,608 miles of existing conveyance systems, 66,892 stormwater structures, and a portion of the immediate downstream channel at the 7,000 regulated pipe outlets. Acceptable industry standards indicate that one dollar reinvested in infrastructure saves seven dollars in the asset's life and 70 dollars if asset failure occurs. The goal of this program is to inspect pipes on a 20-year cycle and rehabilitate pipes and improve outfall channels before total failure occurs. Funding of \$3,000,000 for inspections and development and \$10,000,000 for conveyance system maintenance, rehabilitation, and outfall restoration is included in FY 2025.



Dam Safety and Facility Rehabilitation

This program provides for inventory, inspections, operations, and maintenance of all stormwater facilities within the County. There are approximately 8,400 stormwater management facilities in service that range in size from small rain gardens to large state regulated flood control dams. The County is responsible for inspecting approximately 6,000 privately-owned facilities and maintaining over 2,400 County owned facilities. This inventory increases annually and is projected to continually increase as new development and redevelopment sites occur in the County. This initiative also includes the removal of sediment that occurs in both wet and dry stormwater management facilities to ensure that adequate capacity is maintained to treat the stormwater. The program results in approximately 50 projects annually that require design and construction management activities as well as contract management and maintenance responsibilities. This program supports maintenance of structures and dams that control and treat the water flowing through County owned facilities and improvement of dam safety by supporting annual inspections of 20 state-regulated dams and the Huntington Levee and by developing Emergency Action Plans required by the state. The Emergency Action Plans are updated annually. This program also supports capital repair and rehabilitation of stormwater management facilities. The County currently owns and operates dams, green infrastructure facilities, and various types of other facilities such as underground detention and proprietary systems with an estimated replacement value of over \$500 million. Funding in the amount of \$11,000,000 is included for dam rehabilitation and \$6,000,000 was included for dam maintenance in FY 2025.

Stormwater/Wastewater Facility

This project will provide funding for a Stormwater/Wastewater Facility which will consolidate operations and maximize efficiencies between the Stormwater and Wastewater Divisions. Currently, Stormwater operations are conducted from various locations throughout the County, with the majority of staff located at the West Drive facility. Facilities for field maintenance operations and for field/office-based staff are inadequate and outdated for the increased scope of the stormwater program, and inadequate to accommodate future operations. This project is currently under construction and is scheduled to be completed in spring 2026. The facility is financed by EDA bonds with the Stormwater Services Fund and Wastewater Fund supporting the debt service. Interest funding received to date in the amount of \$3,223,761 and new funding in the amount of \$957,614 will provide for the total FY 2025 requirement of \$4,181,375 for debt service payments associated with the Stormwater/Wastewater facility.

Emergency and Flood Response Projects

This program supports flood control projects for unanticipated flooding events that impact storm systems and structural flooding. The program provides annual funding for scoping, design, and construction activities related to flood mitigation projects. Funding in the amount of \$7,000,000 is included for the Emergency and Flood Response Projects in FY 2025.

Enterprise Asset Management-Work Order System

This project will provide funding for the transition from an Enterprise Asset Management (EAM) system to a more functional Asset Management Program (AMP). This funding will support the acquisition of software, servers, and consultant services to migrate asset management and related work order management into the new system. The current system tracks assets, inspections, daily work management, and associated contractor costs. Features of the replacement system include geographic information system (GIS) integration and field mobility. The Department of Public Works and Environmental Services (DPWES) Information Technology staff have collaborated with the Stormwater Management and the Wastewater Management staff to promote interagency capabilities, optimize performance, and improve system lifecycle management for the new system. This new system will meet future expectations for both divisions and optimize service delivery for DPWES. Funding in the amount of \$288,000 is included for this project in FY 2025.

Stormwater-Related Contributory Program

Contributory funds are provided annually to the Northern Virginia Soil and Water Conservation District (NVSWCD) and the Occoquan Watershed Monitoring Program (OWMP). The NVSWCD is an independent subdivision of the Commonwealth of Virginia that provides leadership in the conservation and protection of Fairfax County's soil and water resources. NVSWCD is governed by a five-member Board of Directors - three members are elected every four years by the voters of Fairfax County and two members are appointed by the Virginia Soil and Water Conservation Board. Accordingly, the work of NVSWCD supports many of the environmental goals established by the Board of Supervisors. The goal of the NVSWCD is to continue to improve the quality of the environment and general welfare of the citizens of Fairfax County by providing them with a means of dealing with soil, water conservation and related natural resource problems. NVSWCD provides County agencies with comprehensive environmental evaluations for proposed land use changes with particular attention to the properties of soils, erosion potential, drainage, and the impact on the surrounding environment. NVSWCD has consistently been able to create partnerships and leverage state, federal and private resources to benefit natural resources protection in Fairfax County. Funding of \$609,346 is included for the County contribution to the NVSWCD in FY 2025.

The OWMP and the Occoquan Watershed Monitoring Laboratory (OWML) were established to ensure that water quality is monitored and protected in the Occoquan Watershed. Given the many diverse uses of the land and water resources in the Occoquan Watershed (agriculture, urban residential development, commercial and industrial activity, water supply, and wastewater disposal), the OWMP plays a critical role as the unbiased interpreter of basin water quality information. Funding of \$195,595 is included for the County contribution to the OWMP in FY 2025.

Contributory funding also supports additional projects selected through NVSWCD-administered grant programs including the Conservation Assistance Program (CAP) and Virginia Conservation Assistance Program (VCAP). CAP and VCAP provide cost-share and technical assistance for the voluntary installation of environmental best management practices (BMP). The programs align with the County's watershed management plans that suggest establishing a cost share program with property owners on BMP projects located on private land. The BMPs installed under CAP and VCAP help address private drainage and erosion issues, improve water quality, and support long-term stewardship of the County watersheds by building awareness of the importance of watershed protection. FY 2025 funding of \$750,000 is included for grant contributions to NVSWCD.

Stormwater Allocation to Towns

On April 18, 2012, the State Legislature passed SB 227, which entitles the Towns of Herndon and Vienna to all revenues collected within their boundaries by Fairfax County’s stormwater service district. An agreement was developed for a coordinated program whereby the Towns remain part of the County’s service district and the County returns 25 percent of the revenue collected from properties within each town. This allows for the Towns to provide services independently such as maintenance and operation of stormwater pipes, manholes, and catch basins. The remaining 75 percent remains with the County and the County takes on the responsibility for the Towns’ Chesapeake Bay TMDL requirements as well as other TMDL and MS4 requirements. This provides for an approach that is based on watersheds rather than on jurisdictional lines. Funding in the amount of \$1,250,000 is included for the allocations to Vienna and Herndon in FY 2025.

Regulatory Program

The County is required by federal law to operate under the conditions of a state-issued MS4 Permit. Stormwater staff annually evaluates funding required to meet the increasing federal and state regulatory requirements pertaining to the MS4 Permit, and state and federal mandates associated with controlling water pollution delivered to local streams and the Chesapeake Bay. The MS4 Permit allows the County to discharge stormwater from its stormwater systems into state and federal waters. There are approximately 15,000 stormwater outfalls in the County and 7,000 are regulated outfalls covered by the permit. The permit was recently reissued in January 2024. The permit requires the County to document the stormwater management facility inventory, enhance public outreach and education efforts, increase water quality monitoring efforts, and provide stormwater management and stormwater control training to all appropriate County employees. The permit requires the County to implement sufficient stormwater projects that will reduce the nutrients and sediment to comply with the Chesapeake Bay and local stream TMDL requirements. Funding in the amount of \$4,000,000 is included for the regulatory program in FY 2025.

Stream and Water Quality Improvements

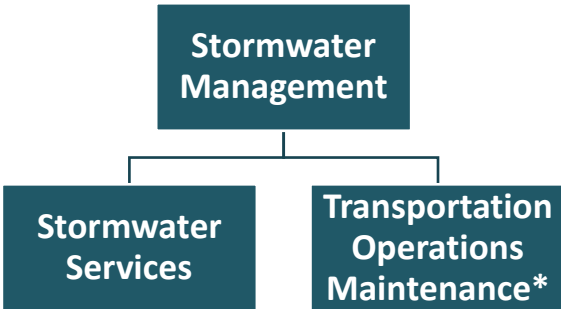
This program funds water quality improvement projects necessary to mitigate the impacts to local streams and the Chesapeake Bay resulting from urban stormwater runoff. This includes water quality projects such as construction and retrofit of stormwater management ponds, implementation of green stormwater infrastructure facilities, stream restoration, and water quality projects identified in the completed Countywide Watershed Management Plans. These projects will aid in the reduction of pollutants and improve water quality in county streams, that are considered to be in fair to very poor condition and likely do not meet Federal Clean Water Act water quality standards. In addition, Total Maximum Daily Load (TMDL) requirements for local streams and the Chesapeake Bay are the regulatory drivers by which pollutants entering impaired water bodies must be reduced. The



Fund 40100: Stormwater Services

Chesapeake Bay TMDL was established by the EPA and requires that MS4 communities, as well as other dischargers, implement measures to significantly reduce the nitrogen, phosphorous, and sediment loads in waters that drain to the Chesapeake Bay by 2025. MS4 Permit holders must achieve 35 percent of the required reductions within the current five-year permit cycle and 60 percent of the required reductions in the next five-year permit cycle. In addition, compliance with the Chesapeake Bay TMDL requires that the County undertake construction of new stormwater facilities and retrofit existing facilities and properties. The EPA continually updates the Chesapeake Bay compliance targets and credits. It is anticipated that the changes to the assigned targets as well as how projects are credited will likely impact future compliance requirements. In addition to being required to meet the Chesapeake Bay TMDL targets, the current MS4 Permit requires the County to develop and implement action plans to address local impairments. Most of the 1,900 watershed management plan projects contribute toward achieving the Chesapeake Bay and local stream TMDL requirements. Funding in the amount of \$26,796,305 is included for stream and water quality Improvements in FY 2025.

Organizational Chart



*Denotes functions that are included in both Fund 30010, General Construction and Contributions, and Fund 40100, Stormwater Services.

Budget and Staff Resources

Category	FY 2023 Actual	FY 2024 Adopted	FY 2024 Revised	FY 2025 Advertised	FY 2025 Adopted
FUNDING					
Expenditures:					
Personnel Services	\$23,397,305	\$26,824,362	\$26,824,362	\$27,582,524	\$27,582,524
Operating Expenses	3,330,308	3,870,636	3,995,278	3,410,636	3,410,636
Capital Equipment	230,007	895,000	1,640,387	928,000	928,000
Capital Projects	69,211,296	69,942,607	279,768,328	71,846,860	71,846,860
Subtotal	\$96,168,916	\$101,532,605	\$312,228,355	\$103,768,020	\$103,768,020
Less:					
Recovered Costs	(\$882,703)	(\$2,129,955)	(\$2,129,955)	(\$1,500,000)	(\$1,500,000)
Total Expenditures	\$95,286,213	\$99,402,650	\$310,098,400	\$102,268,020	\$102,268,020
AUTHORIZED POSITIONS/FULL-TIME EQUIVALENT (FTE)					
Regular	194 / 194	194 / 194	194 / 194	194 / 194	194 / 194

**FY 2025
Funding
Adjustments**

The following funding adjustments from the FY 2024 Adopted Budget Plan are necessary to support the FY 2025 program. Included are all adjustments recommended by the County Executive that were approved by the Board of Supervisors, as well as any additional Board of Supervisors' actions, as approved in the adoption of the Budget on May 7, 2024.

Employee Compensation \$1,263,328

An increase of \$1,263,328 in Personnel Services includes \$522,640 for a 2.00 percent market rate adjustment (MRA) for all employees and \$387,732 for performance-based and longevity increases for non-uniformed merit employees, both effective July 2024. The remaining increase of \$352,956 is included to support employee retention and recruitment efforts that will reduce pay compression and align the County's pay structures with the market based on benchmark data.

Other Post-Employment Benefits (\$75,211)

A decrease of \$75,211 in Personnel Services reflects required adjustments associated with providing Other Post-Employment Benefits (OPEBs) to retirees, including the Retiree Health Benefits Subsidy. For more information on Other Post-Employment Benefits, please refer to Fund 73030, OPEB Trust, in Volume 2 of the FY 2025 Adopted Budget Plan.

Asset Management Program (\$260,000)

Funding of \$400,000 in Operating Expenses, a decrease of \$260,000 from the FY 2024 Adopted Budget Plan, will continue the multi-year effort to support a new Asset Management Program (AMP). Funding includes the acquisition of software, servers, and consultant services to migrate asset management and related work order management into the new system. This new system will meet the future expectations for both Stormwater and Wastewater divisions and optimize service delivery for the Department of Public Works and Environmental Services.

Recovered Costs \$0

A decrease of \$629,955 in Recovered Costs is based on actual trends in recent years and an anticipated reduction in the amount of eligible expenses able to be recovered during FY 2025. This decrease is offset by a reduction in Personnel Services of \$429,955 and a reduction in Operating Expenses of \$200,000.

Capital Equipment \$33,000

Funding of \$928,000 in Capital Equipment, an increase of \$33,000 over the FY 2024 Adopted Budget Plan, is included primarily for replacement equipment that has outlived its useful life. Replacement equipment in the amount of \$900,000 includes: \$300,000 to replace a CCTV truck that supports staff by inspecting infrastructure and identifying and locating potential flood causing issues; \$275,000 to replace an excavator that is critical in support of excavating work sites, loading trucks with bulk material and moving heavy objects; \$150,000 to replace a bucket truck that provides support for the street name sign program; \$125,000 to replace a tractor loader that is critical in all maintenance programs and snow removal activities; and \$50,000 to replace a flatbed trailer and an air compressor with two equipment trailers that are critical for transporting and securing storage of equipment to, from and on active job sites. In addition, new equipment in the amount of \$28,000 includes the purchase of four water quality monitoring instruments that are used to support the Countywide Comprehensive Biological Monitoring Program to assess the ecological health of County watersheds and to satisfy regulatory requirements of the Municipal Separate Storm Sewer System (MS4) permit.

Capital Projects \$1,904,253

Funding of \$71,846,860 in Capital Projects, an increase of \$1,904,253 over the FY 2024 Adopted Budget Plan, has been included in FY 2025 for priority stormwater capital projects.

**Changes to
FY 2024
Adopted
Budget Plan**

The following funding adjustments reflect all approved changes in the FY 2024 Revised Budget Plan since passage of the FY 2024 Adopted Budget Plan. Included are all adjustments made as part of the FY 2023 Carryover Review, FY 2024 Third Quarter Review, and all other approved changes through April 30, 2024.

Carryover Adjustments \$210,318,960

As part of the FY 2023 Carryover Review, the Board of Supervisors approved funding of \$210,318,960 based on the carryover of unexpended project balances in the amount of \$188,574,772 and a net adjustment of \$21,744,188. This adjustment included the carryover of \$124,642 in operating encumbrances and \$745,387 in capital equipment encumbrances and an increase to capital projects of \$20,874,159. The adjustment to capital projects was based on the appropriation of anticipated grant revenue of \$15,399,200 approved by the Board of Supervisors on April 11, 2023; actual Economic Development Authority (EDA) Bonds interest earnings of \$3,068,861 associated with the Stormwater/Wastewater Facility; operational savings of \$911,237; revenues of \$798,000 received in FY 2023 as a reimbursement from the United States Army Corps of Engineers associated with the Watershed Flood Damage Reduction Study in the Belle Haven area; higher than anticipated Stormwater tax revenues of \$464,349; revenues of \$155,009 received in FY 2023 as a reimbursement from the Green Trails Homeowners Association associated with maintaining a Stormwater Management Facility in the community; revenues received in FY 2023 from the sale of capital equipment in the amount of \$45,883; and revenues of \$31,620 received in FY 2023 as a reimbursement from the Virginia Center Lakes Homeowners Association associated with pond improvements at Nutley Pond.

Third Quarter Adjustments \$376,790

As part of the FY 2024 Third Quarter Review, the Board of Supervisors approved funding of \$376,790 due to an audit adjustment requiring the appropriation of revenues received in FY 2023 for tree preservation and plantings.

Position Detail

The FY 2025 Adopted Budget Plan includes the following positions:

STORMWATER SERVICES – 194 Positions			
Maintenance and Stormwater Management (135 positions)			
1	Director, Maintenance and SW	1	Trades Supervisor
1	Engineer V	2	Contract Analysts I
3	Public Works-Env. Serv. Managers	1	Financial Specialist I
6	Engineers IV	1	Inventory Manager
1	Financial Specialist IV	1	Senior Engineering Inspector
2	Project Managers II	1	Vehicle Maintenance Coordinator
1	Ecologist III	8	Senior Maintenance Supervisors
1	Facilities Manager	1	Administrative Assistant V
1	Landscape Architect III	7	Engineering Technicians II
2	Senior Engineers III	1	Welder II
6	Engineers III	5	Maintenance Supervisors
3	Public Works-Env. Bus. Ops. Managers	3	Masons
6	Project Managers I	1	Administrative Assistant IV
1	HR Generalist II	9	Heavy Equipment Operators
2	Public Works-Env. Serv. Specialists	2	Maintenance Crew Chiefs
1	Safety Analyst II	1	Material Mgmt. Specialist III
2	Env. Services Supervisors	1	Welder I
2	Financial Specialists II	2	Engineering Technicians I

Fund 40100: Stormwater Services

Maintenance and Stormwater Management			
1	Assistant Project Manager	2	Equipment Repairers
10	Engineering Technicians III	10	Motor Equipment Operators
1	HR Generalist I	4	Administrative Assistants III
1	Safety Analyst I	16	Senior Maintenance Workers
Stormwater Planning Division (56 positions)			
1	Director, Stormwater Planning	1	Emergency Mgmt. Specialist III
1	Engineer V	10	Engineers III
3	Project Coordinators	1	Project Manager I
1	Public Works-Env. Serv. Manager	2	Code Specialists II
4	Ecologists IV	5	Ecologists II
1	Planner IV	1	Contract Specialist II
5	Engineers IV	1	Financial Specialist II
4	Project Managers II	1	Management Analyst II
5	Ecologists III	1	Engineering Technician III
2	Landscape Architects III	1	Financial Specialist I
1	Planner III	3	Administrative Assistants III
1	Contract Specialist III		
Urban Forestry (3 positions)			
1	Director, Urban Forestry Division	1	Urban Forester III
1	Project Manager II		

Performance Measurement Results by Community Outcome Area

Environment and Energy

The objective to receive no MS4 Permit violations related to inspection and maintenance of public and private stormwater management facilities was met in FY 2021, FY 2022 and FY 2023. It is expected that this objective will also be met in FY 2024 and FY 2025. The objective to update 100 percent of the Stormwater emergency action plans was also met in prior years. It is expected that this trend will continue in both FY 2024 and FY 2025.

Mobility and Transportation

The objective to keep 100 percent of the commuter facilities operational for 365 days was met in prior years. It is expected that this goal will be met in FY 2024 and FY 2025.

Community Outcome Area	FY 2021 Actual	FY 2022 Actual	FY 2023 Estimate	FY 2023 Actual	FY 2024 Estimate	FY 2025 Estimate
Environment and Energy						
Promoting Air, Water and Land Quality						
MS4 permit violations received	0	0	0	0	0	0
Percent of Emergency Action Plans current	100%	100%	100%	100%	100%	100%
Mobility and Transportation						
Infrastructure Condition, Sustainability and Environmental Impact						
Percent of commuter facilities available 365 days per year	100%	100%	100%	100%	100%	100%

A complete list of performance measures can be viewed at
<https://www.fairfaxcounty.gov/budget/fy-2025-adopted-performance-measures-pm>

Fund 40100: Stormwater Services

FUND STATEMENT

Category	FY 2023 Actual	FY 2024 Adopted Budget Plan	FY 2024 Revised Budget Plan	FY 2025 Advertised Budget Plan	FY 2025 Adopted Budget Plan
Beginning Balance	\$192,147,379	\$0	\$194,623,440	\$376,790	\$0
Revenue:					
Stormwater Service District Levy	\$94,857,404	\$100,802,650	\$100,802,650	\$103,877,482	\$103,877,482
Interest on Investments ¹	3,068,861	0	0	0	0
Stormwater Local Assistance Fund (SLAF) Grant ²	37,503	0	592,110	0	0
Community Flood Preparedness Fund (CFPF) Grants ³	0	0	15,399,200	0	0
Miscellaneous ^{4,5}	1,407,302	0	81,000	0	0
Total Revenue	\$99,371,070	\$100,802,650	\$116,874,960	\$103,877,482	\$103,877,482
Total Available	\$291,518,449	\$100,802,650	\$311,498,400	\$104,254,272	\$103,877,482
Expenditures:					
Personnel Services	\$23,397,305	\$26,824,362	\$26,824,362	\$27,582,524	\$27,582,524
Operating Expenses	3,330,308	3,870,636	3,995,278	3,410,636	3,410,636
Recovered Costs	(882,703)	(2,129,955)	(2,129,955)	(1,500,000)	(1,500,000)
Capital Equipment	230,007	895,000	1,640,387	928,000	928,000
Capital Projects	69,211,296	69,942,607	279,768,328	71,846,860	71,846,860
Total Expenditures	\$95,286,213	\$99,402,650	\$310,098,400	\$102,268,020	\$102,268,020
Transfers Out:					
General Fund (10001) ⁶	\$1,400,000	\$1,400,000	\$1,400,000	\$1,609,462	\$1,609,462
Land Development Services (40200) ⁷	208,796	0	0	0	0
Total Transfers Out	\$1,608,796	\$1,400,000	\$1,400,000	\$1,609,462	\$1,609,462
Total Disbursements	\$96,895,009	\$100,802,650	\$311,498,400	\$103,877,482	\$103,877,482
Ending Balance⁸	\$194,623,440	\$0	\$0	\$376,790	\$0
Tax Rate Per \$100 of Assessed Value	\$0.0325	\$0.0325	\$0.0325	\$0.0325	\$0.0325

¹ Interest revenue represents interest earned on EDA bond proceeds associated with the Stormwater/Wastewater Facility project.

² Represents previously approved Virginia Department of Environmental Quality (VDEQ) Stormwater Local Assistance Fund (SLAF) grants to support stream and water quality improvement projects. An amount of \$37,503 was received in FY 2023 and an amount of \$592,110 is anticipated in FY 2024 and beyond.

³ Represents grant revenue approved by the Board of Supervisors on April 11, 2023. The grant agreement is between the Department of Conservation and Recreation (DCR) and Fairfax County to accept funds from the Community Flood Preparedness Fund (CFPF) to support four stormwater improvement projects.

⁴ Miscellaneous revenue in FY 2023 represents an amount of \$798,000 received as a reimbursement from the United States Army Corps of Engineers associated with the Watershed Flood Damage Reduction Study in the Belle Haven area; an amount of \$155,009 received as a reimbursement from the Green Trails Homeowners Association associated with maintaining a Stormwater Management Facility in the community; an amount of \$45,883 received from the sale of capital equipment; an amount of \$31,620 received as a reimbursement associated with pond improvements at Nutley Pond; and an amount of \$376,790 associated with a revenue audit adjustment associated with funding received for tree preservation and plantings. In addition, an amount of \$81,000 in FY 2024 will support the Paul Springs Stream Restoration project at Hollin Hills. The existing pipes will be replaced, and the Virginia Department of Transportation (VDOT) has agreed to reimburse Fairfax County for expenses up to \$81,000.

Fund 40100: Stormwater Services

⁵ In order to account for revenues and expenditures in the proper fiscal year, audit adjustments were reflected as an increase of \$376,790.00 to FY 2023 Revenues to record earned revenues in the proper fiscal year. The Annual Comprehensive Financial Report (ACFR) reflected all audit adjustments in FY 2023. Details of the audit adjustments were included in the FY 2024 Third Quarter Package.

⁶ Funding in the amount of \$1,609,462 is transferred to the General Fund to partially offset central support services supported by the General Fund, which benefit Fund 40100. These indirect costs include support services such as Human Resources, Purchasing, Budget and other administrative services.

⁷ Funding in the amount of \$208,796 was transferred to Fund 40200, Land Development Services, to reflect all revenues and expenditures associated with civil penalty activities in the new Special Revenue fund.

⁸ Capital projects are budgeted based on the total project costs. Most projects span multiple years, from design to construction completion. Therefore, funding for capital projects is carried forward each fiscal year, and ending balances fluctuate, reflecting the carryover of these funds. The FY 2025 Advertised ending balance of \$376,790 was due to an FY 2023 audit adjustment and was appropriated as part of the FY 2024 Third Quarter Package.

Fund 40100: Stormwater Services

SUMMARY OF CAPITAL PROJECTS

Project	Total Project Estimate	FY 2023 Actual Expenditures	FY 2024 Revised Budget	FY 2025 Advertised Budget Plan	FY 2025 Adopted Budget Plan
Conveyance System Inspection/Development (2G25-028-000)	\$19,725,000	\$2,391,834.17	\$5,699,095.48	\$3,000,000	\$3,000,000
Conveyance System Rehabilitation (SD-000034)	82,034,135	8,393,113.10	10,485,146.61	10,000,000	10,000,000
Dam and Facility Maintenance (2G25-031-000)	47,194,841	5,868,462.20	11,901,565.75	6,000,000	6,000,000
Dam Safety and Facility Rehabilitation (SD-000033)	79,762,733	4,747,623.65	18,627,750.87	11,000,000	11,000,000
Debt Service for Stormwater/Wastewater Facility (2G25-117-000)	17,540,250	4,179,000.00	11,110,269.78	957,614	957,614
Emergency and Flood Response Projects (SD-000032)	70,078,861	2,310,781.38	44,276,100.49	7,000,000	7,000,000
Enterprise Asset Management-Work Order System (SD-000044)	3,328,000	305,785.99	2,384,262.01	288,000	288,000
Flood Prevention-Huntington Area-2012 (SD-000037)	41,750,000	223,907.12	2,236,835.10	0	0
Grant Contributions to NVSWCD (2G25-011-000)	1,150,000	0.00	400,000.00	750,000	750,000
Lake Accotink Dredging (SD-000041)	5,000,000	55,994.68	3,550,871.46	0	0
NVSWCD Contributory (2G25-007-000)	7,792,366	609,346.00	652,978.00	609,346	609,346
Occoquan Monitoring Contributory (2G25-008-000)	2,162,784	183,437.00	216,548.00	195,595	195,595
Stormwater Allocation to Towns (2G25-027-000)	9,685,219	909,422.06	1,335,955.07	1,250,000	1,250,000
Stormwater Proffers (2G25-032-000)	56,500	0.00	54,000.01	0	0
Stormwater Regulatory Program (2G25-006-000)	69,014,584	3,676,033.32	5,661,178.97	4,000,000	4,000,000
Stormwater/Wastewater Facility (SD-000039)	105,866,033	17,336,898.57	68,378,063.71	0	0
Stream and Water Quality Improvements (SD-000031)	304,576,615	16,927,106.69	91,934,453.56	26,796,305	26,796,305
Towns Grant Contribution (2G25-029-000)	5,805,976	1,000,000.00	306,485.83	0	0
Tree Preservation and Plantings (2G25-030-000)	748,789	92,550.05	556,767.52	0	0
Total	\$873,272,686	\$69,211,295.98	\$279,768,328.22	\$71,846,860	\$71,846,860