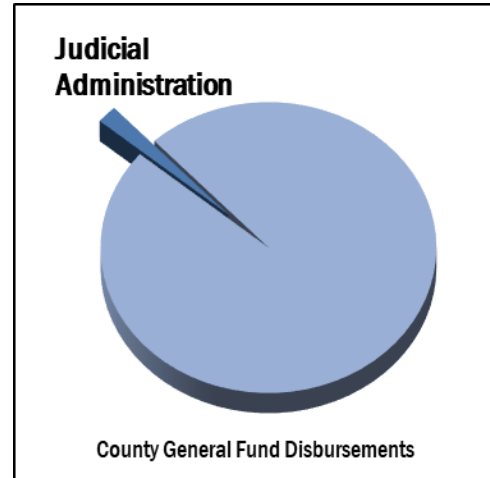


Judicial Administration Program Area Summary

Overview

The four agencies in this program area: Circuit Court and Records, Office of the Commonwealth’s Attorney, General District Court, and the Office of the Sheriff, are all dedicated to providing equal access for the fair and timely resolution of court cases. High workloads continue to challenge each of the agencies in the Judicial Administration program area. These workloads require each of the affected agencies to find ways to leverage limited resources in the face of increasing demands, largely due to the growing population.

The Circuit Court is a Virginia “court of record” and has jurisdiction over Criminal and Civil cases and has appellate, *de novo* review over several lower courts and tribunals. Criminal cases involve a possible sentence to the State Penitentiary and misdemeanor appeals. Civil jurisdiction provides for adoptions, divorces, and controversies where the claim exceeds \$25,000. Public services include issuance of marriage licenses, processing notary commissions, probating wills, recording business certification of trade names, financing statements, and docketing judgments. The Circuit Court collects recordation taxes and filing fees as well as fines, costs, and restitution in Criminal cases. Public access of court records is available on site or through the Court’s Public Access Network (CPAN), a secure remote access system.



The Commonwealth's Attorney is a constitutional officer of the Commonwealth of Virginia. As such, he is not an officer or employee of the County from which he was elected. In this jurisdiction, the Commonwealth's Attorney is elected by voters of Fairfax City and Fairfax County. The Office of the Commonwealth's Attorney (OCA) is charged primarily with the prosecution of crime. This office prosecutes criminal and traffic matters in the Fairfax County General District Court, criminal and delinquency matters in the Juvenile and Domestic Relations District Court, and all felony cases in the Fairfax County Circuit Court. The office handles both the violation of County ordinances and the violation of state statutes. The caseload of the office is substantial and is one of the highest per prosecutor in the Commonwealth. The OCA handles such offenses as murder, rape, robbery, burglary, and illegal drug sales, from arrest to trial. It prosecutes a wide variety of misdemeanor and traffic cases, including more than 4,000 driving under-the-influence violations, thousands of assaults, and thousands of petty thefts.

The General District Court (GDC) operates under the administrative guidance of the Office of the Executive Secretary of the Supreme Court of the Commonwealth of Virginia and the Committee on District Courts. It administers justice in the matters before the Court. The Court’s operations include the County Court Services Division and the State Clerk’s Office. The General District Court is part of the judicial branch of the state government and its clerical office staff is almost entirely state-funded. The Court Services Division (CSD), however, is primarily County-funded. The CSD collects and provides information on incarcerated defendants to assist judges and magistrates with release decisions, provides pretrial community supervision to defendants awaiting trial, and supplies probation services to convicted misdemeanants and convicted non-violent felons (Class 5 and Class 6). The CSD also manages court-appointed counsel and interpretation services and provides pretrial adult supervision services to the Circuit Court and Juvenile and Domestic Relations District Court (JDRDC).

Judicial Administration Program Area Summary

The Office of the Sheriff falls under two program areas – Judicial Administration and Public Safety. The main focus under Judicial Administration is the security of courtrooms and County courthouse and the service of legal process which contributes to the swift and impartial adjudication of all criminal and civil matters brought before the courts. The court caseloads in the Fairfax County judicial system have experienced steady growth for the past ten years. In FY 2018, 474,377 court cases were heard. The Sheriff’s Office will continue to ensure that there is no corresponding increase in security risks and will continue to provide the highest degree of safety to the residents of Fairfax County.

Strategic Direction

As part of the countywide focus on developing strategic plans, agencies took steps to establish or update their vision and values statements; perform environmental scans; and define strategies for achieving their missions. These are then linked to the overall County Core Purpose and Vision Elements (see adjacent box). Common themes in the Judicial Administration program area include:

- Equal access to justice
- Fair and timely resolution of cases
- Effective use of technology
- Volunteer utilization
- Courthouse security

COUNTY CORE PURPOSE

To protect and enrich the quality of life for the people, neighborhoods, and diverse communities of Fairfax County by:

- Maintaining Safe and Caring Communities
- Building Livable Spaces
- Practicing Environmental Stewardship
- Connecting People and Places
- Creating a Culture of Engagement
- Maintaining Healthy Economies
- Exercising Corporate Stewardship

More on each agency in this program area can be found in the individual narratives that follow this section. The complete budget narrative pertaining to the Office of the Sheriff can be found in the Public Safety program area section of Volume 1.

Program Area Summary by Category

Category	FY 2018 Actual	FY 2019 Adopted	FY 2019 Revised	FY 2020 Advertised
FUNDING				
Expenditures:				
Personnel Services	\$31,427,185	\$33,004,338	\$32,939,338	\$34,372,631
Operating Expenses	7,101,788	7,051,854	9,093,184	7,065,848
Capital Equipment	295,987	0	44,736	0
Total Expenditures	\$38,824,960	\$40,056,192	\$42,077,258	\$41,438,479
Income	\$19,660,644	\$19,871,590	\$19,494,825	\$19,854,880
NET COST TO THE COUNTY	\$19,164,316	\$20,184,602	\$22,582,433	\$21,583,599
AUTHORIZED POSITIONS/FULL-TIME EQUIVALENT (FTE)				
Regular	375 / 374.5	375 / 374.5	374 / 373.5	378 / 377.5
Exempt	28 / 28	28 / 28	28 / 28	28 / 28
State	159 / 156.1	159 / 156.1	159 / 156.1	159 / 156.1

Judicial Administration Program Area Summary

Program Area Summary by Agency

Category	FY 2018	FY 2019	FY 2019	FY 2020
	Actual	Adopted	Revised	Advertised
Circuit Court and Records	\$11,396,334	\$11,763,757	\$11,786,163	\$12,325,281
Office of the Commonwealth's Attorney	3,711,043	4,083,927	4,130,942	4,296,431
General District Court	3,814,798	4,231,416	4,595,653	4,360,169
Office of the Sheriff	19,902,785	19,977,092	21,564,500	20,456,598
Total Expenditures	\$38,824,960	\$40,056,192	\$42,077,258	\$41,438,479

Budget Trends

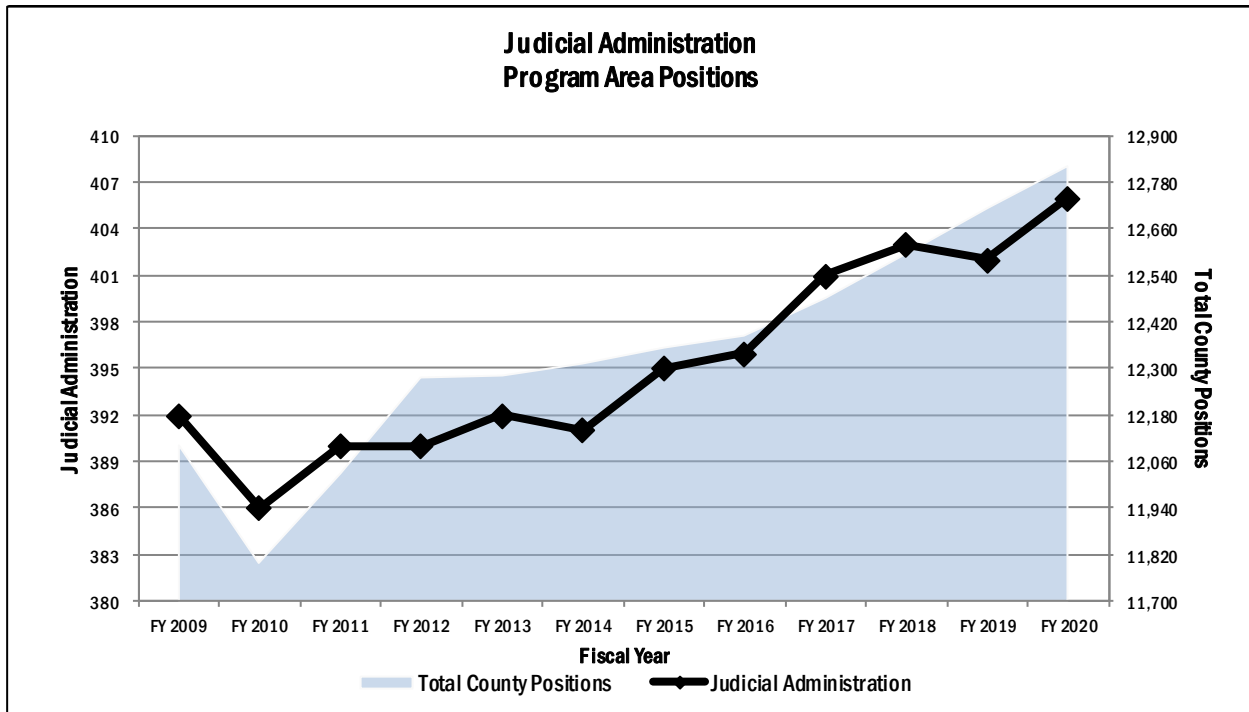
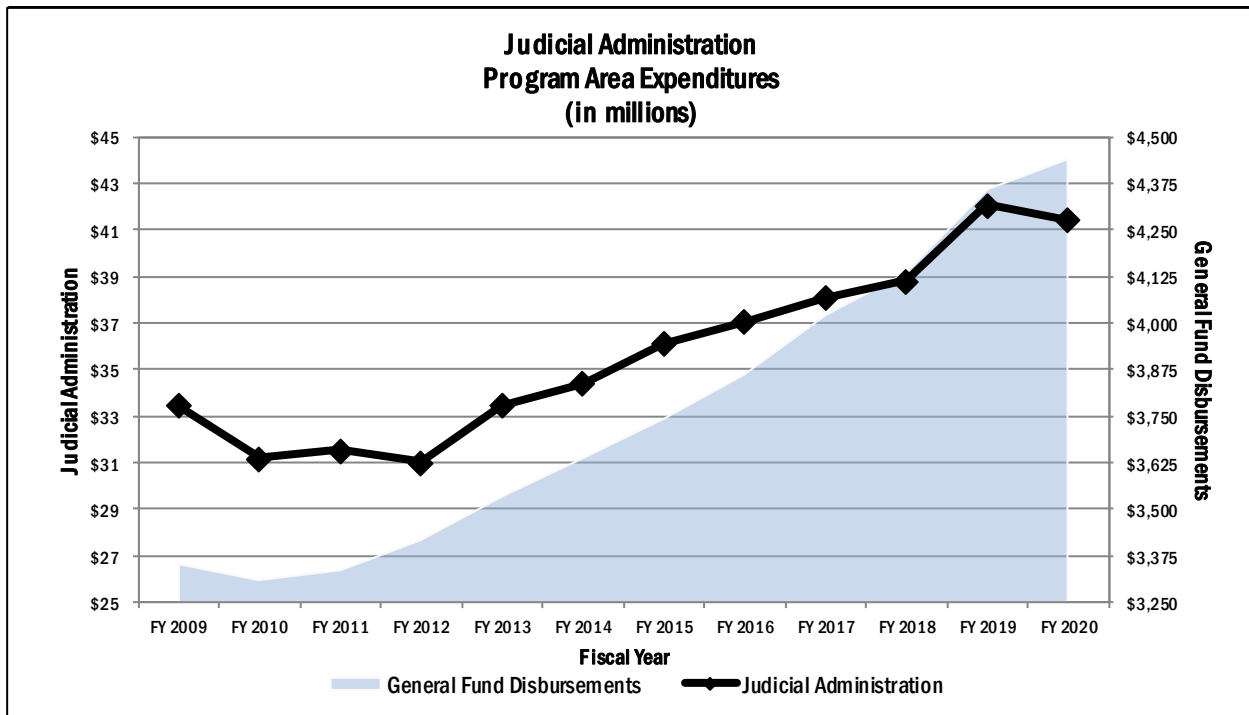
The FY 2020 Advertised Budget Plan funding level of \$41,438,479 for the Judicial Administration program area comprises 2.5 percent of the total General Fund Direct Expenditures of \$1,634,695,971. In FY 2020, Judicial Administration program area expenditures increased by \$1,382,287, or 3.5 percent, over the FY 2019 Adopted Budget Plan total of \$40,056,192. This increase is primarily attributable to a 1.0 percent market rate adjustment for all employees and performance-based and longevity increases for non-uniformed merit employees effective July 2019, as well as FY 2020 merit and longevity increases (including the full-year impact for FY 2019 increases) for uniformed employees awarded on the employees' anniversary dates.

The Judicial Administration program area includes 406 positions (not including state positions), an increase of 4/4.0 FTE positions over the *FY 2019 Revised Budget Plan* level of 402 positions (not including state positions). Of this total, 2/2.0 FTE positions are in the Circuit Court and Records to provide technical support for the new Court Management System. The remaining 2/2.0 FTE positions support Diversion First, with one position in the Office of the Commonwealth's Attorney to address growing workload requirements associated with the establishment of a Mental Health Docket and one position in the General District Court to address caseload growth.

The charts on the following page illustrate funding and position trends for the agencies in this program area compared to countywide expenditure and position trends.

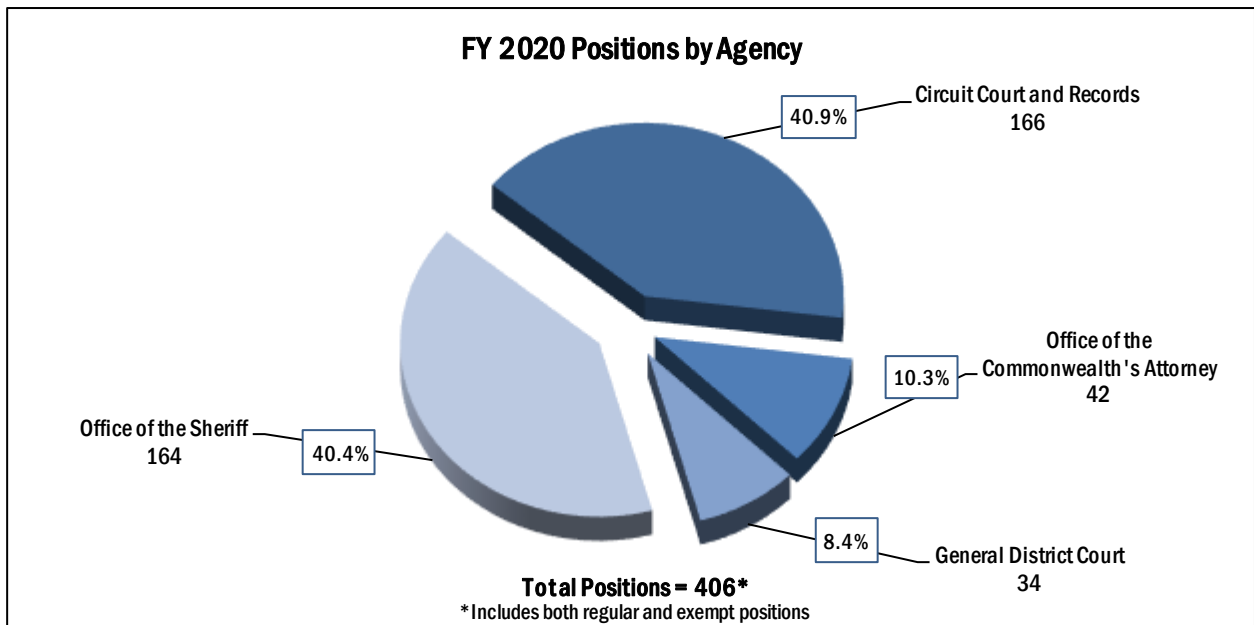
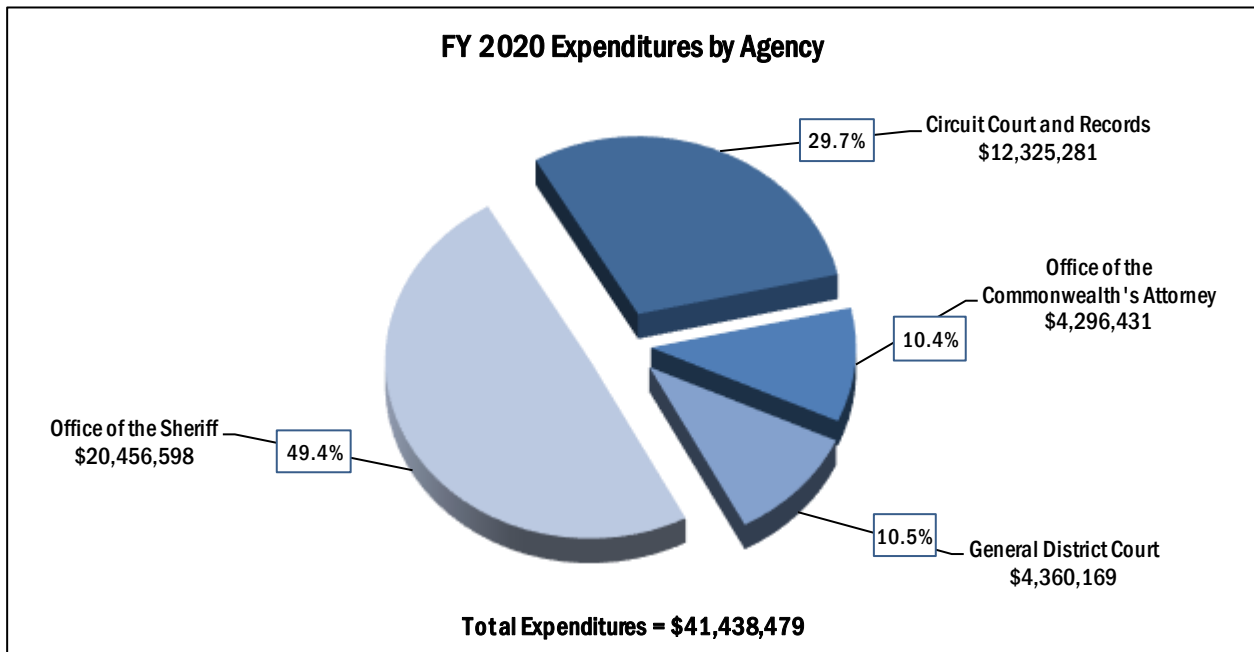
Judicial Administration Program Area Summary

Trends in Expenditures and Positions



Judicial Administration Program Area Summary

FY 2020 Expenditures and Positions by Agency



Judicial Administration Program Area Summary

Benchmarking

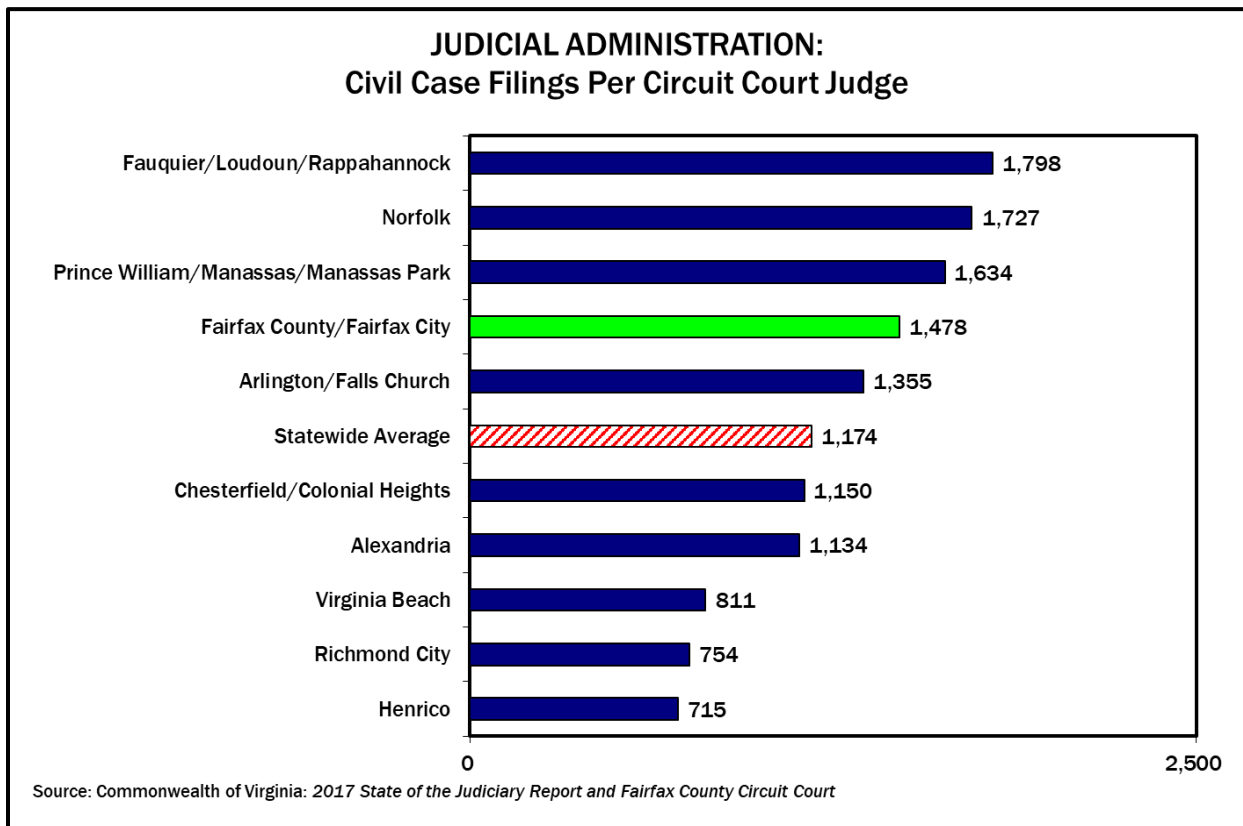
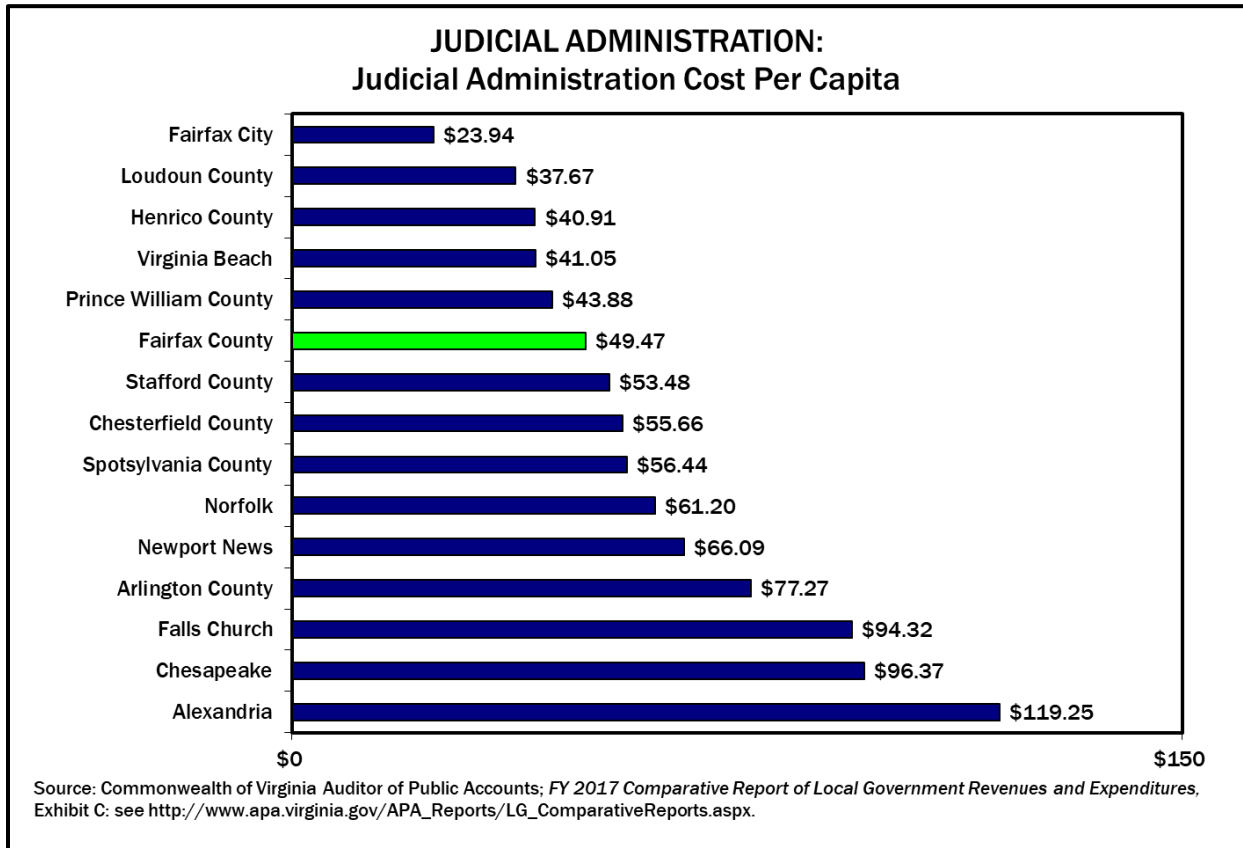
As a means of demonstrating accountability to the public for results achieved, benchmarking data has been included in the annual budget since the FY 2005 budget. Data is included in each of the Program Area Summaries in Volume 1 (General Fund) and Volume 2 (Other Funds) as available. To illustrate program efficiency, data collected by the Auditor of Public Accounts (APA) for the Commonwealth of Virginia that show cost per capita in each of the seven program areas are included. FY 2017 represents the most recent year for which data is available due to the time required to collect and verify the data. An advantage to including these APA data is comparability. In Virginia, local governments follow stringent guidelines regarding the classification of program area expenses. Cost data are provided annually to the APA for review and compilation in an annual report. Since data is not prepared by any one jurisdiction, its objectivity is less questionable than they would be if collected by one of the participants. In addition, a standard methodology is consistently followed, allowing comparison over time. For each of the program areas, these comparisons of cost per capita are the first benchmarks shown in these sections. As seen below, Fairfax County has among the lowest cost per capita rates in the Judicial Administration program area for Northern Virginia localities and other large Virginia jurisdictions.

While a major portion of Fairfax County's comparative performance data for other program areas comes from the International City/County Management Association's (ICMA) benchmarking effort, judicial administration is not a service area that is addressed in that program. However, the State Supreme Court produces an extensive report on the annual "State of the Judiciary." The most recent report available is for Calendar Year 2017. The link for the 2017 "State of the Judiciary" report is located within the Appendix Trial Court Caseload Statistics:

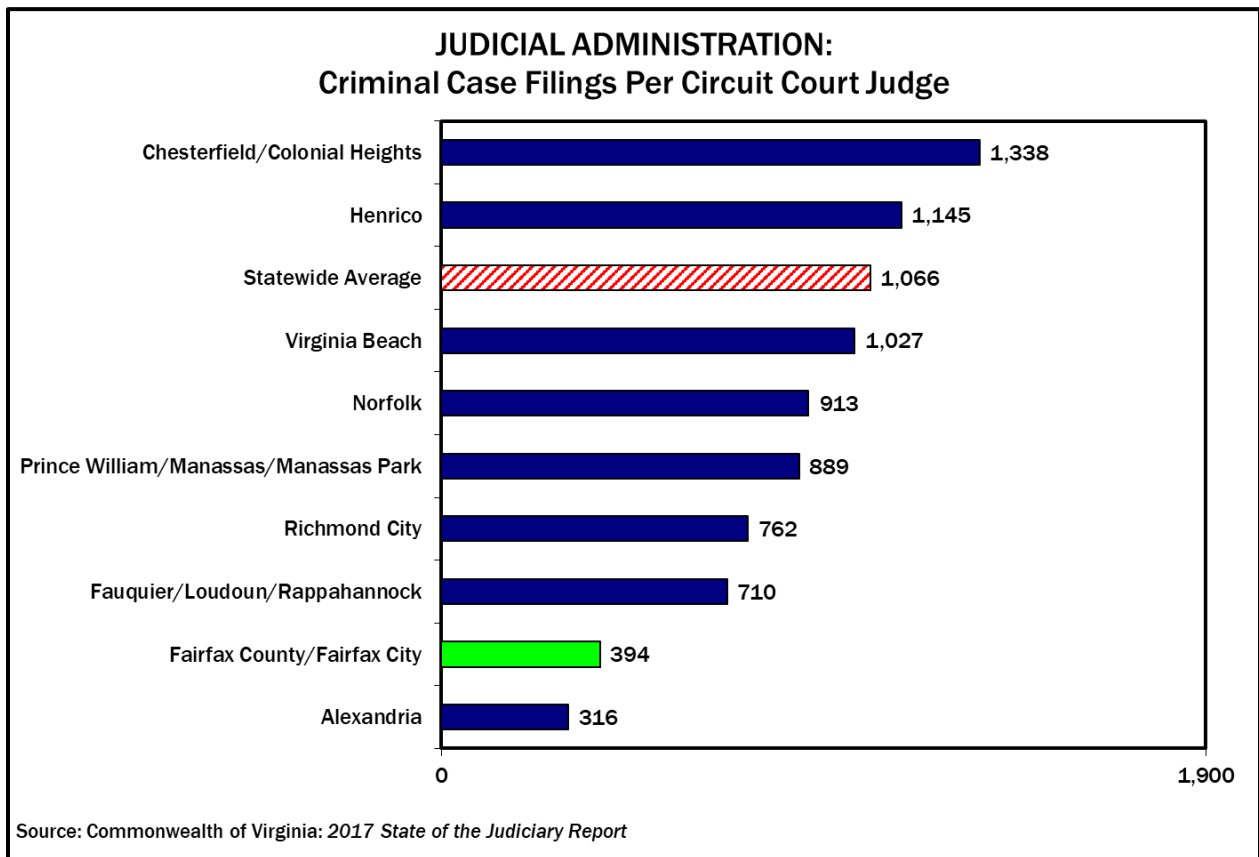
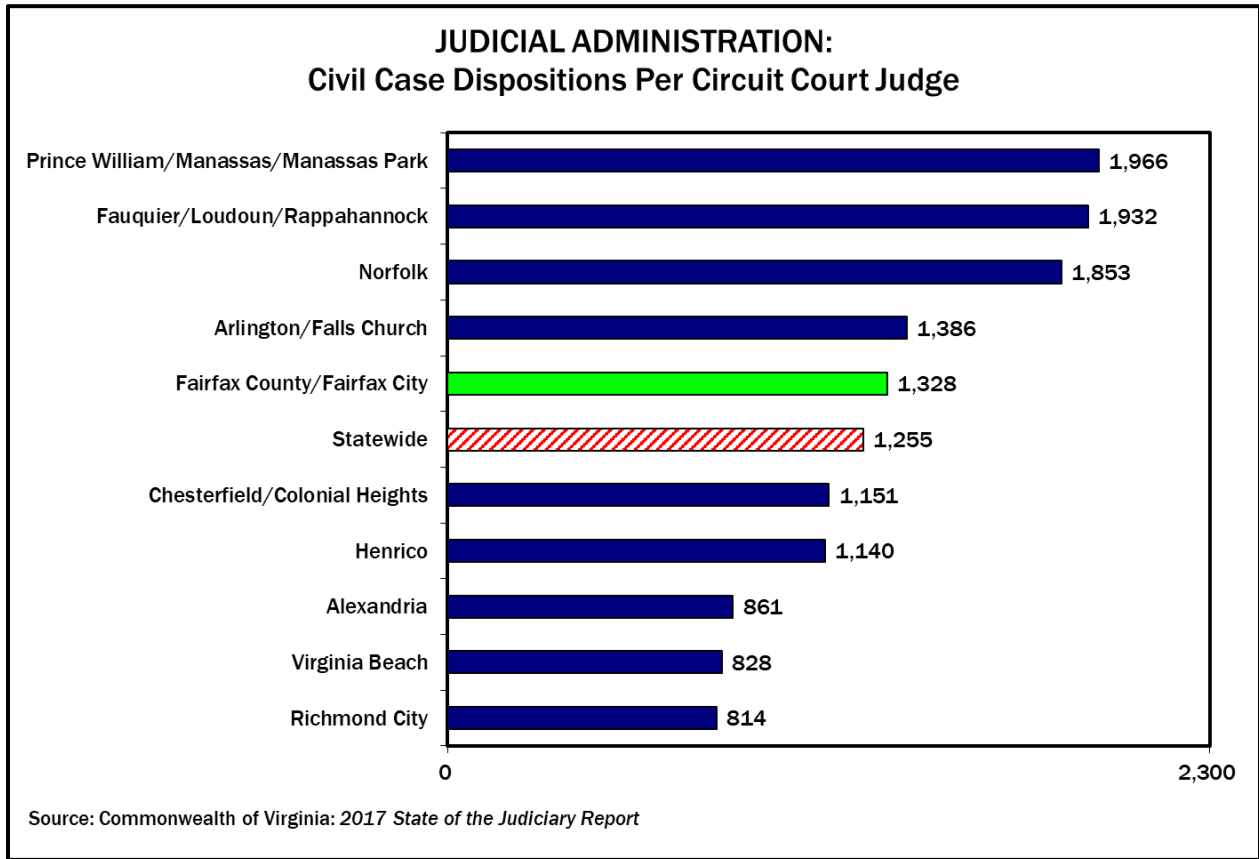
http://www.courts.state.va.us/courtadmin/aoc/judpln/csi/sjr/2017/state_of_the_judiciary_report.pdf

The metrics published in the 2017 *State of the Judiciary Report* of the Commonwealth of Virginia focus on *filings* and *dispositions*. In the most general sense, a filing is the initiation of a legal action with the court through a carefully prescribed legal procedure. The procedure used to count filings for the *State of the Judiciary Report* follows a set of rules consistent with national standards for statistical reporting. These rules differ according to case type, ranging from civil cases to criminal cases to juvenile cases. In a general sense, a disposition may be described as a final settlement or determination in a case. A disposition may occur either before or after a civil or criminal case has been scheduled for trial. A final judgment, a dismissal of a case, and the sentencing of a criminal defendant are all examples of dispositions.

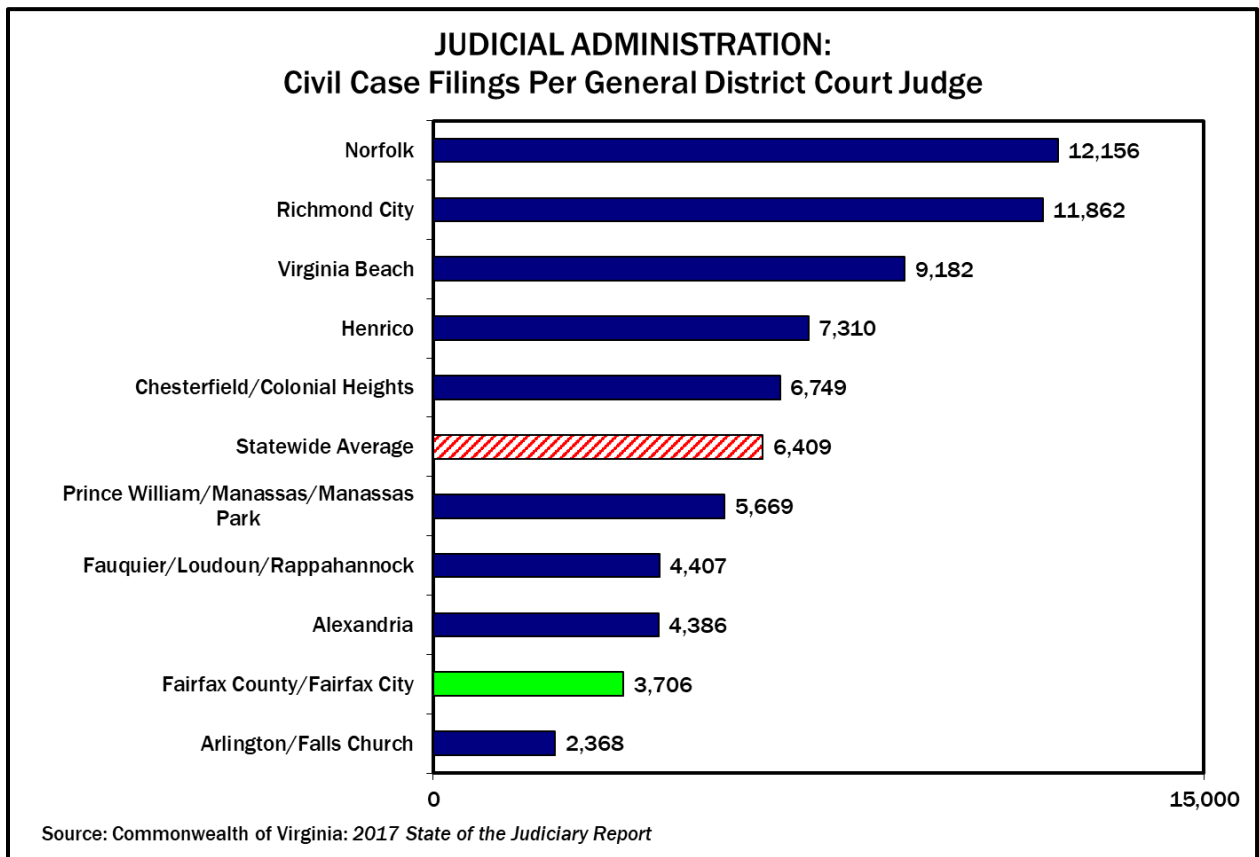
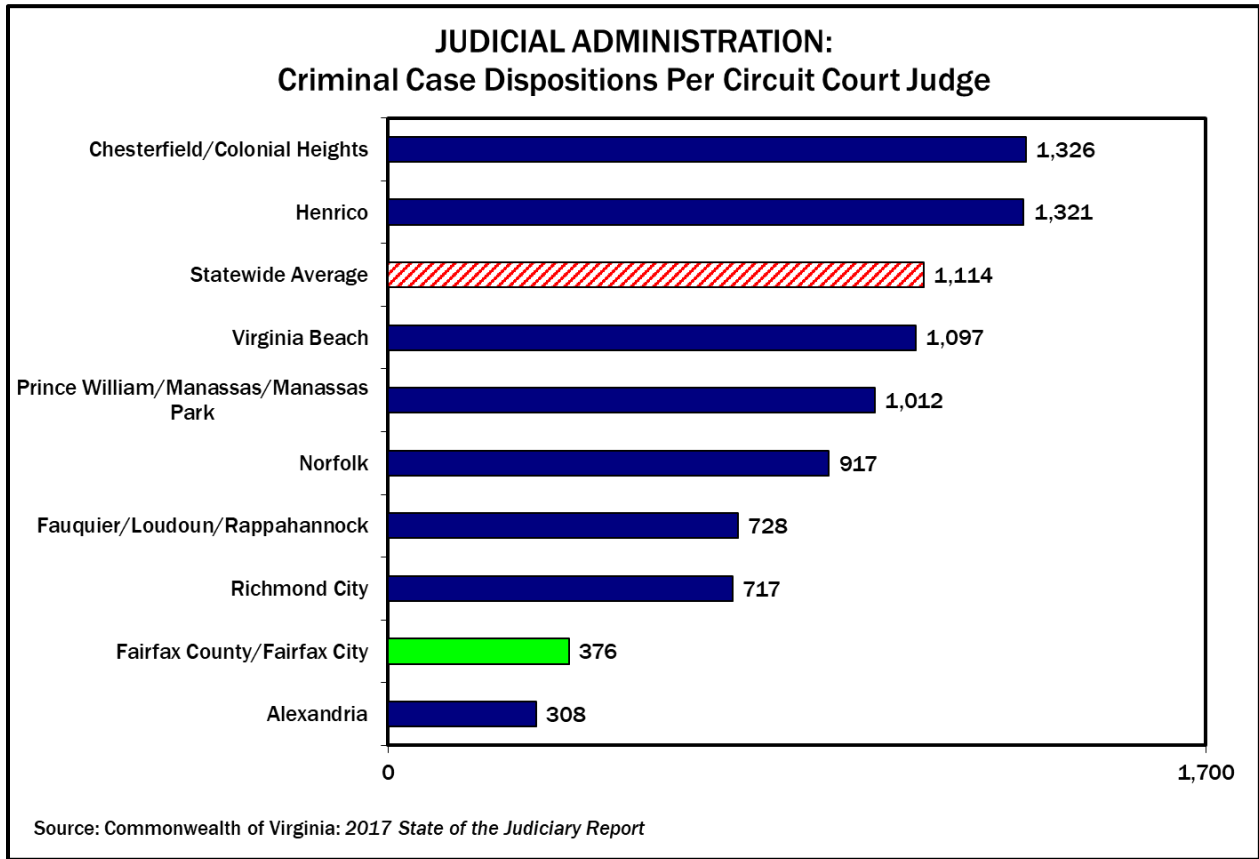
Judicial Administration Program Area Summary



Judicial Administration Program Area Summary

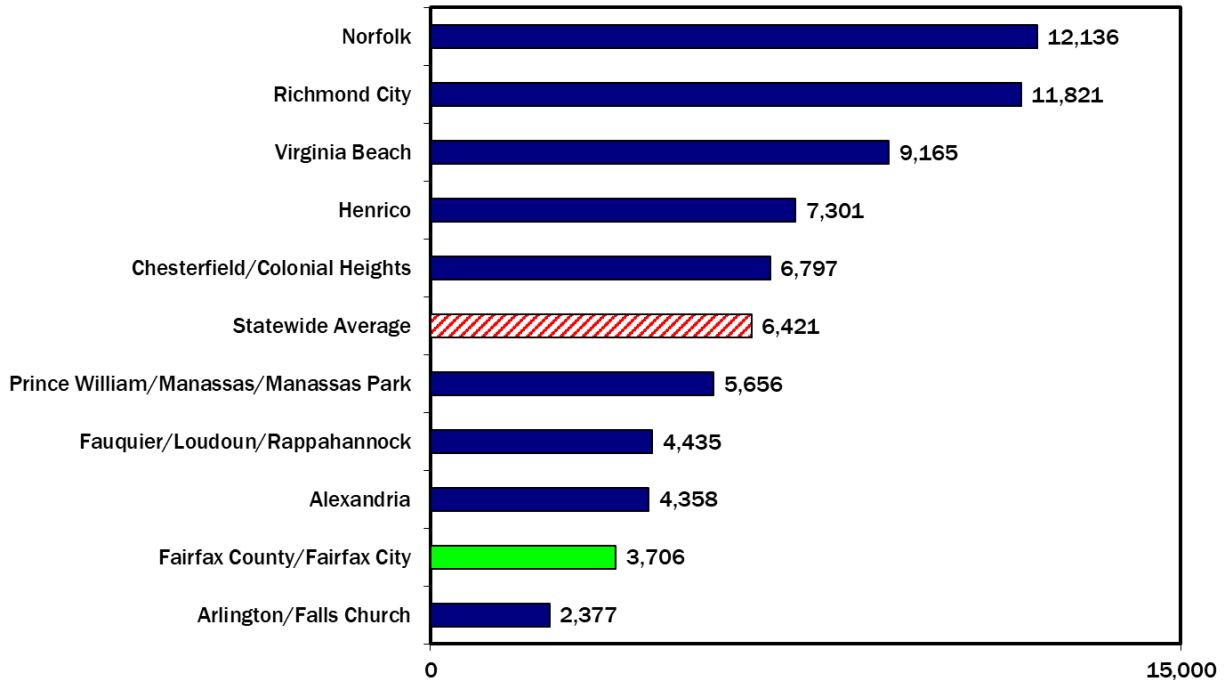


Judicial Administration Program Area Summary



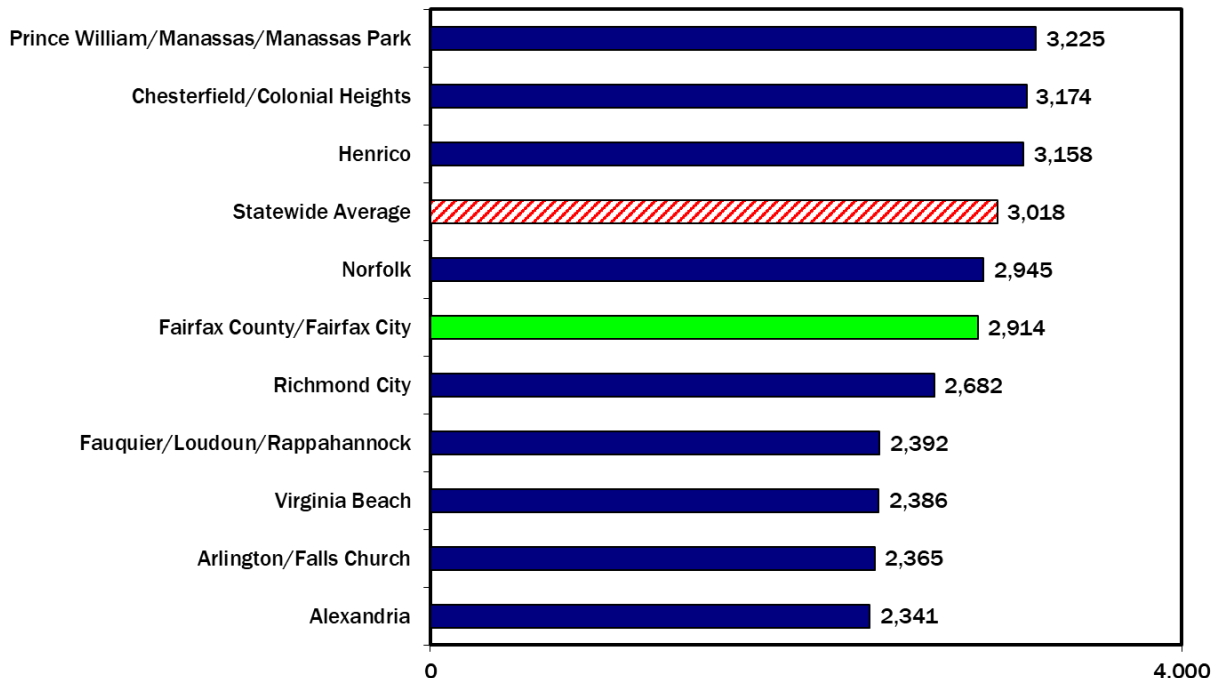
Judicial Administration Program Area Summary

JUDICIAL ADMINISTRATION: Civil Case Dispositions Per General District Court Judge



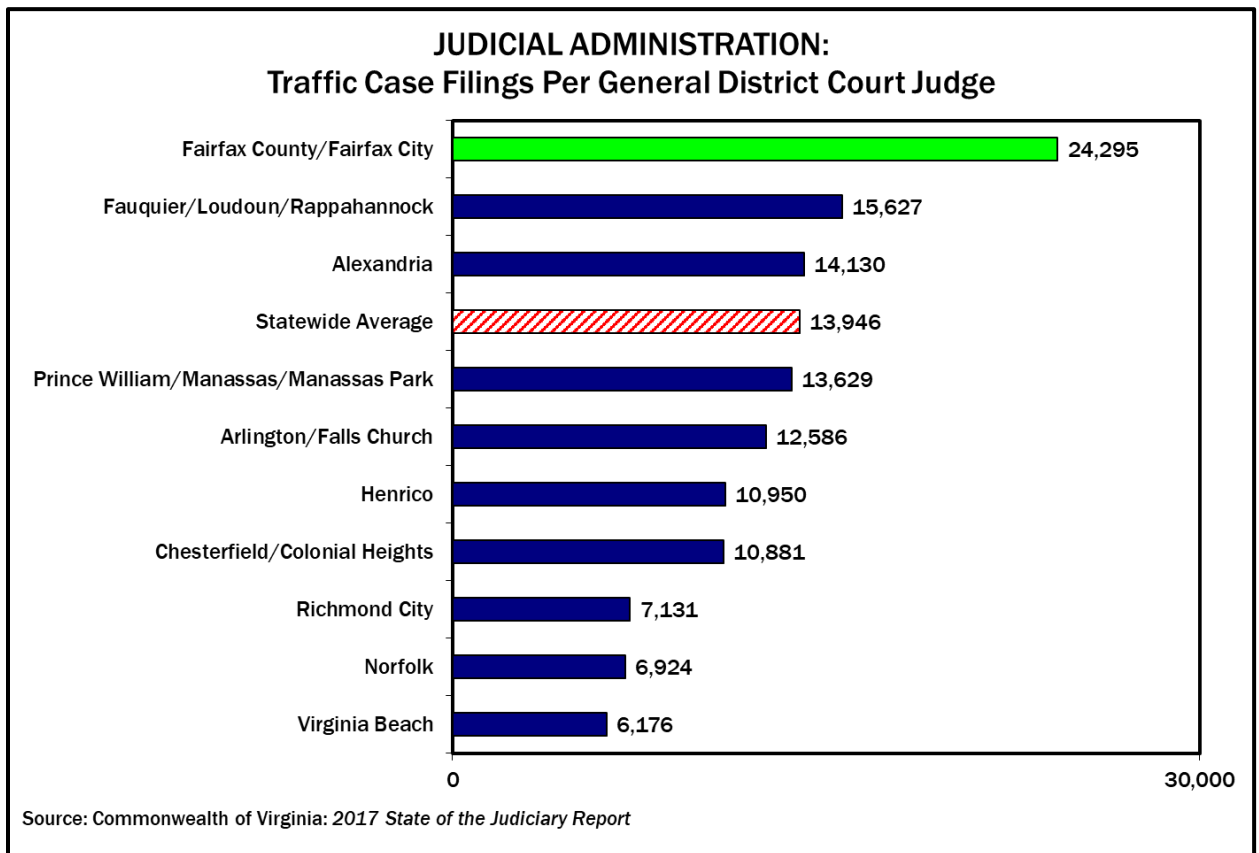
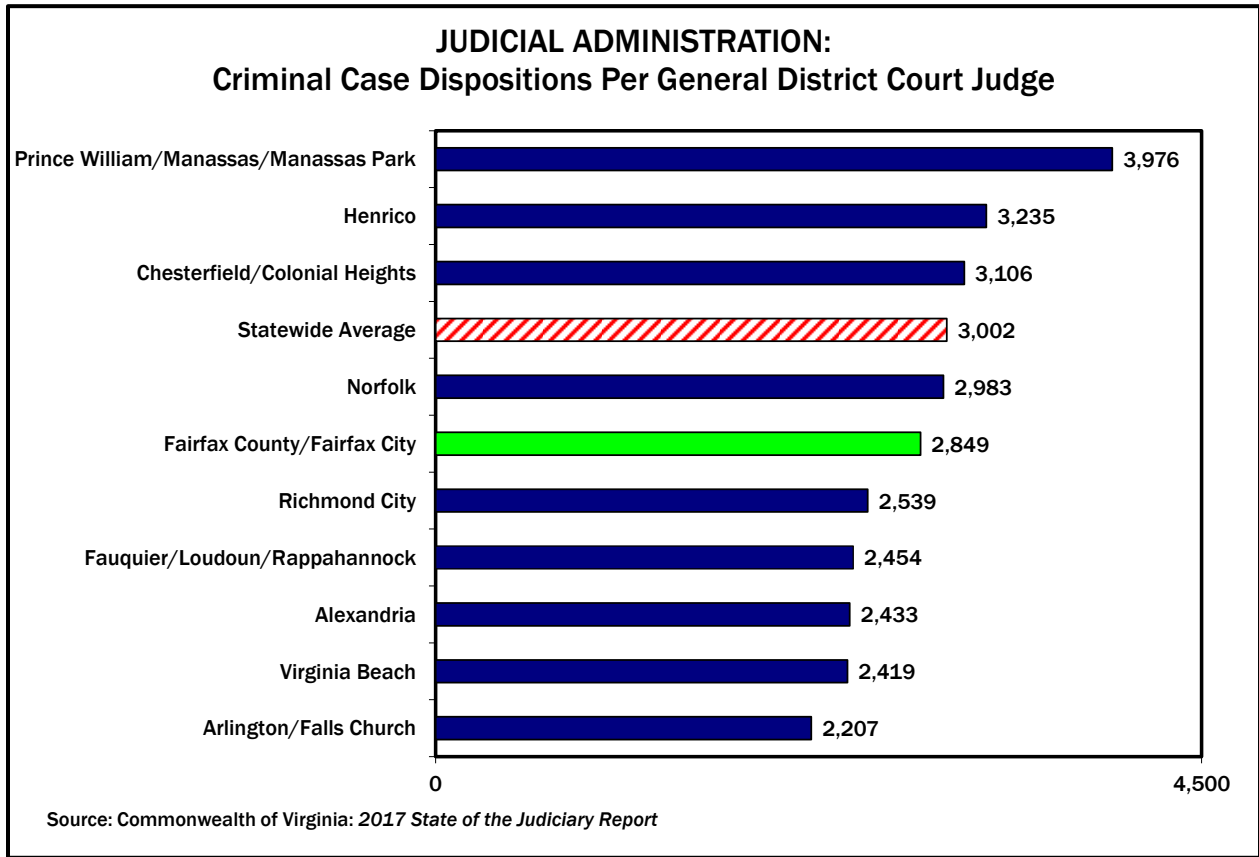
Source: Commonwealth of Virginia: 2017 State of the Judiciary Report

JUDICIAL ADMINISTRATION: Criminal Case Filings Per General District Court Judge

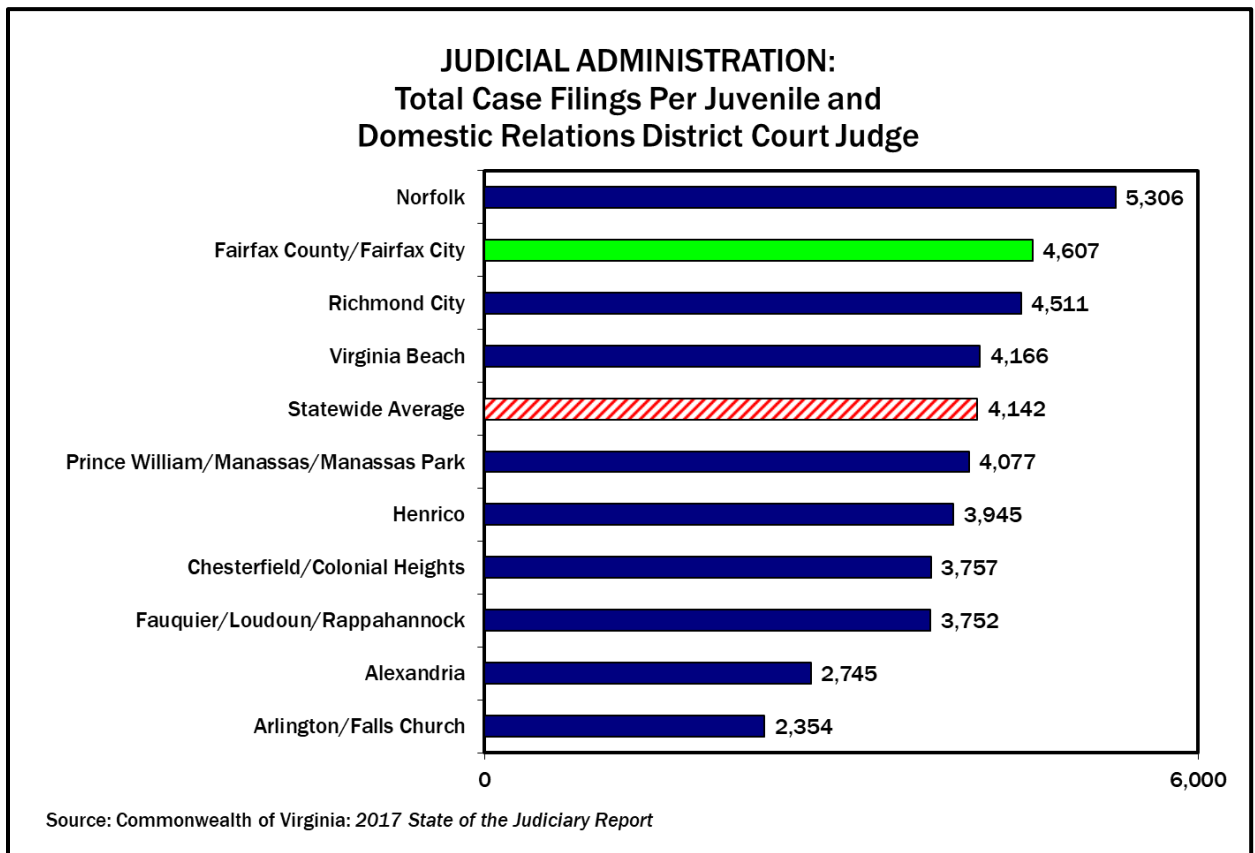
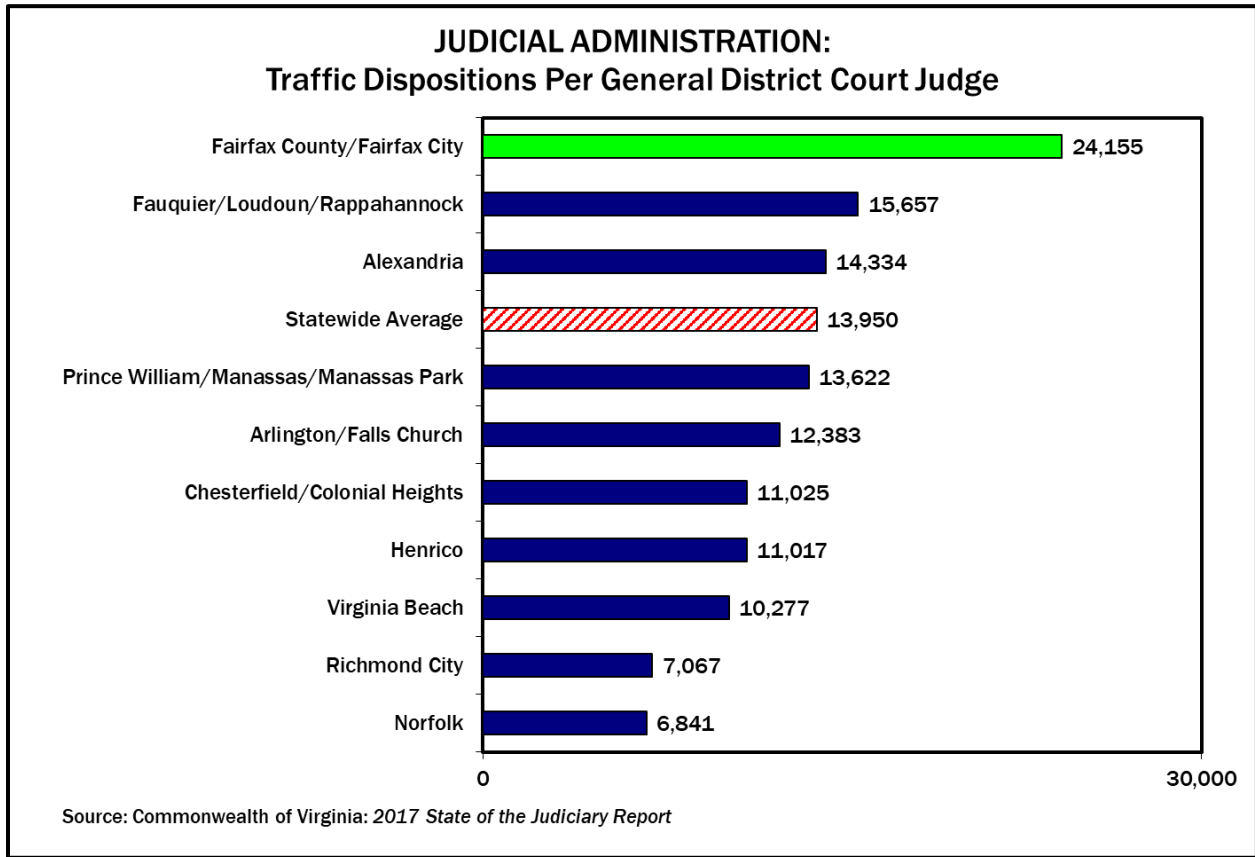


Source: Commonwealth of Virginia: 2017 State of the Judiciary Report

Judicial Administration Program Area Summary



Judicial Administration Program Area Summary



Judicial Administration Program Area Summary

