

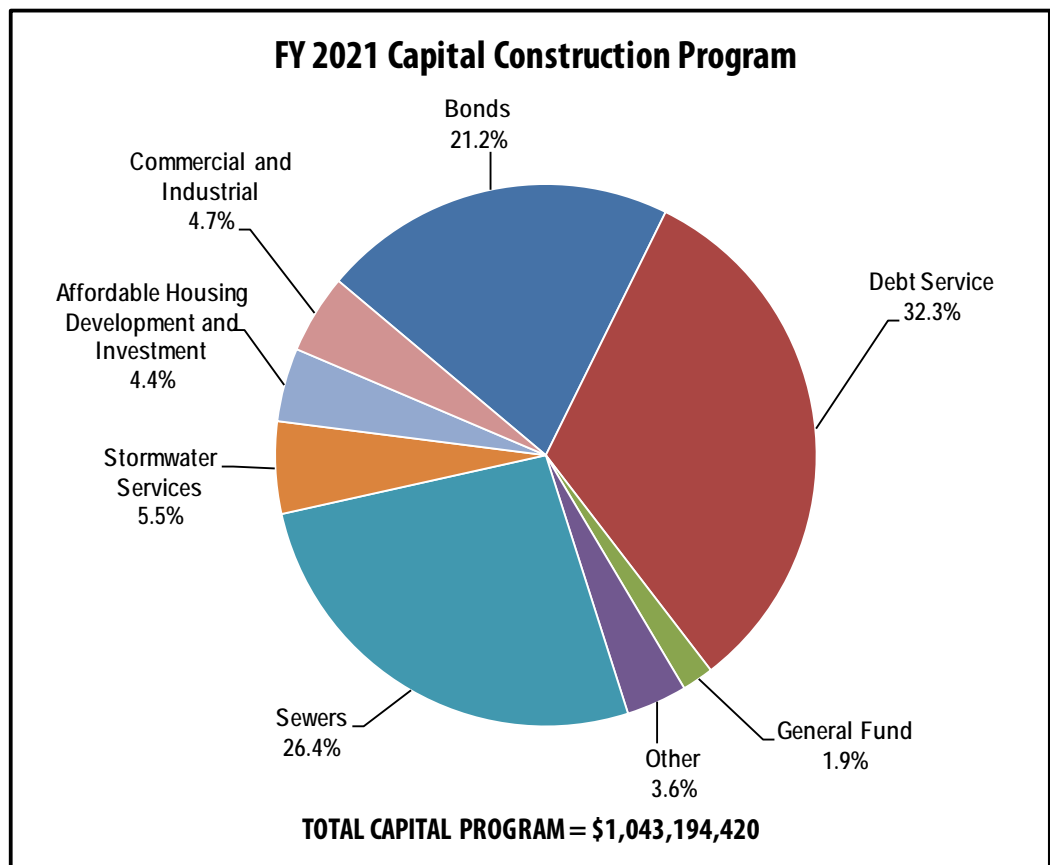
# Capital Projects Overview

## Summary of Capital Construction Program

The Capital Construction Program of Fairfax County is organized to meet the existing and anticipated future needs of the citizens of the County and to enable the County government to provide necessary services. The Capital Construction Program (other than sanitary sewer construction and resource recovery projects) is primarily financed through transfers from the General Fund and the sale of General Obligation Bonds. Supplementing the General Fund and General Obligation Bond monies are additional funding sources including federal and state grants, contributions, and tax revenues from special revenue districts.

The Fairfax County Capital Construction Program includes, but is not limited to construction of both new and renovated school facilities, park facilities, transportation facilities, libraries, trails/sidewalks, fire stations, government centers with police substations, stormwater management facilities, athletic fields, housing units to provide affordable housing opportunities to citizens, commercial revitalization initiatives and infrastructure replacement and upgrades at County facilities. In addition, the Program includes contributions and obligations in support of the capital construction.

Funding in the amount of \$1,043,194,420 is included in FY 2021 for the County's Capital Construction Program. Of this amount, \$336,676,960 is included for debt service and \$706,517,460 is included for capital expenditures. The source of funding for capital expenditures includes: \$19,665,805 from the General Fund; \$221,000,000 in General Obligation Bonds; \$275,727,825 in sewer system revenues; \$45,741,000 in revenues supporting the Affordable Housing Program; \$57,264,200 in Stormwater Services revenue; \$49,214,458 in Commercial and Industrial tax revenues; and \$37,904,172 in financing from various other sources. Other sources of financing include, but are not limited to, transfers from other funds, pro rata share deposits, user fees, developer contributions and/or payments.



## General Fund Support

In FY 2021, an amount of \$19,665,805 is supported by the General Fund for capital projects. This includes an amount of \$13,875,805 for commitments, contributions and facility maintenance and \$5,790,000 for Paydown projects. The Paydown program has been redesigned at the request of the Board of Supervisors to exclude those projects that are on-going maintenance projects or annual contributions. Paydown now includes infrastructure replacement and upgrades, ADA compliance, athletic field improvements and other capital improvements. The FY 2021 General Fund Capital Program represents an increase of \$1,522,114 from the FY 2020 Adopted Budget Plan primarily due to increased support for Environmental Improvement Program projects and increased annual funding for athletic fields maintenance associated with an additional 44 FCPS synthetic turf fields. Due to budget constraints, there is no funding included for infrastructure replacement and upgrade projects in FY 2021, however, an amount of \$8,980,000 is proposed to be funded as part of the *FY 2020 Third Quarter Review*. Also, an additional amount of \$100,000 for revitalization maintenance as well as \$100,000 for walkway projects are proposed to be funded as part of the *FY 2020 Third Quarter Review*. In recent years, it has been the Board of Supervisors' practice to fund some or all of the infrastructure replacement and upgrade projects using one-time funding as available as part of quarterly reviews.

The FY 2021 General Fund Supported Program is illustrated below:


FY 2021 Capital Construction/Paydown Summary*			
	Commitments, Contributions, and Facility Maintenance	Paydown	Total General Fund Support
Athletic Field Maintenance and Sports Projects	\$5,644,713	\$1,700,000	\$7,344,713
Park Authority Inspections, Maintenance, and Infrastructure Upgrades	\$960,000	\$1,740,000	\$2,700,000
Environmental Initiatives	\$1,300,000	\$0	\$1,300,000
Revitalization Maintenance	\$1,410,000	\$0	\$1,410,000
Payments and Contributions/On-going Development Efforts	\$4,561,092	\$0	\$4,561,092
County Infrastructure Replacement and Upgrades	\$0	\$0	\$0
ADA Improvements	\$0	\$650,000	\$650,000
Reinvestment, Repair and Emergency Maintenance of County Roads and Walkways	\$0	\$1,500,000	\$1,500,000
Developer Defaults	\$0	\$200,000	\$200,000
<b>Total General Fund Support</b>	<b>\$13,875,805</b>	<b>\$5,790,000</b>	<b>\$19,665,805</b>

\* Reflects General Fund support. Other funding sources such as dedicated revenue and bond funding are not included in these totals.

# Capital Projects Overview

It should be noted that in recent years, the Board of Supervisors has approved additional one-time funds for the Paydown Program as part of both the Third Quarter and Carryover Reviews. In addition, to funding approved at quarterly reviews, the Board has allocated available year-end funds to the Capital Sinking Fund. The Capital Sinking Fund is populated each year as part of the Carryover Review based on 20 percent of the available year-end balances. Funding provides for infrastructure replacement and upgrades, such as facility roofs, electrical systems, HVAC and reinvestment in trails, pedestrian bridges and other infrastructure requirements. When taking into account the allocation of these available one-time funds, the FY 2020 Paydown Program funding totaled over \$56 million. This trend is expected to continue in FY 2021.

The graph below depicts the level of Paydown funding between FY 2012 and FY 2021. The decrease beginning in FY 2017 is associated with the revised definition of the Paydown program.



Specifics of the FY 2021 General Fund Supported Program include:

## Athletic Field Maintenance and Sports Projects

FY 2021 funding in the amount of \$8,819,713 has been included for the athletic field maintenance and sports program, representing an increase of \$1,209,375 from the FY 2020 Adopted Budget Plan funding level. This level of funding is supported by a General Fund transfer of \$7,344,713 and revenue generated from the Athletic Services Fee in the amount of \$1,475,000. Of the Athletic Services Fee total, \$800,000 will be dedicated to the turf field replacement program, \$275,000 will be dedicated to custodial support for indoor sports organizations, \$250,000 will be dedicated to maintenance of school athletic fields, \$75,000 will be dedicated to synthetic turf field development, and \$75,000 will partially fund the Youth Sports Scholarship Program. The Athletic Service Fee revenue is based a rate of \$5.50 per participant per season and \$15 for tournament team fees for diamond field users and indoor gym users and a rate of \$8.00 per participant per season and \$50 tournament team fees for rectangular fields users. The rate for rectangular field users is specifically to support the turf field replacement fund. Specific funding levels in FY 2021 include:

## Capital Projects Overview

- An amount of \$2,069,713 provides for contracted services to improve the condition of athletic fields scheduled for community use at FCPS elementary schools, middle schools, high schools and centers. Maintenance responsibilities include mowing, annual aeration/over-seeding, grooming and synthetic field maintenance. FY 2021 funding represents an increase of \$1,209,375 to support the full year impact associated with an additional 44 FCPS synthetic turf fields as well as one merit position to manage the field inventory. The Park Authority currently maintains all other Park Authority and Fairfax County Public Schools rectangular fields and the vast majority of diamond fields in their athletic field maintenance program. The transfer of maintenance responsibilities to FCPA for the remaining 44 FCPS synthetic turf fields is designed to improve continuity, equity in maintenance and bring the school fields into an established field safety testing program. With this change, the Park Authority will assume maintenance responsibilities of FCPS turf fields at all high school locations. This effort is supported entirely by the General Fund and is managed by the Park Authority.
- An amount of \$1,000,000 is dedicated to the maintenance of diamond fields at Fairfax County Public Schools and is partially supported by revenue generated by the Athletic Services Fee. This funding supports contracted maintenance aimed at High School sites, athletic field renovations, and irrigation maintenance of non-Park Authority athletic fields. All field maintenance is coordinated between the Park Authority and the Department of Neighborhood and Community Services. Of the total funding, an amount of \$250,000 is included for this program based on the FY 2021 projection of revenue generated from the Athletic Services Fee and \$750,000 is supported by the General Fund.
- An amount of \$250,000 is included to continue the replacement and upgrading of FCPS athletic field lighting systems at middle and high schools used by many County organizations. Funding supports a replacement and repair schedule, as well as improvements to bring existing lighting systems up to new standards. FY 2021 funding supports the replacement and repair for one field's existing lighting system. This project is supported entirely by the General Fund and coordinated by the Department of Neighborhood and Community Services.
- An amount of \$50,000 is included for routine maintenance of girls' softball field amenities on select FCPS sites. These amenities, such as dugouts, fencing and irrigation systems, were added or constructed by the County based on recommendations from the citizen-led Action Plan Review Team (APRT) in order to reduce disparities in the quality of fields assigned to boys' baseball and girls' softball organizations. Routine maintenance is necessary both to maintain equity and to ensure safety. For five years, funding of \$200,000 was provided to support Girls' Fast Pitch Field Maintenance improvements to various girls' softball fields throughout the County as requested by the Fairfax Athletic Inequities Reform (FAIR). FY 2021 funding will provide maintenance to the improvements and amenities previously made to girls' softball fields. This project is supported entirely by the General Fund and coordinated by the Department of Neighborhood and Community Services.

## Capital Projects Overview

- An amount of \$75,000 is included to support the development of synthetic turf fields. Fields are chosen through a review process based on the need in the community, projected community use and the field location and amenities. This effort is coordinated between the Park Authority and the Department of Neighborhood and Community Services and funding is provided from revenue generated from the Athletic Services Fee.
- An amount of \$2,250,000 is included for the turf field replacement program in FY 2021. Funding of \$800,000 is supported by Athletic Service Fee revenue and \$1,450,000 is supported by the General Fund. There are a total of 95 synthetic turf fields throughout the County, of which 24 are FCPS stadium fields and 71 are County Parks/FCPS non-stadium fields. There are over 130,000 youth and adult participants annually that benefit from rectangular turf fields. Funding is required to address the growing need for field replacement and to support a replacement schedule over the next 10 years. If turf fields are not replaced when needed, they may need to be closed for safety reasons. Most manufacturers provide an 8-year warranty for a properly maintained synthetic turf field; however, it is a generally accepted practice to assume a life expectancy of the synthetic turf field of no more than 10 years. For planning purposes, the County adopted an annual budget estimate of a little more than half of the installation funding, which is a generally accepted practice for the industry. The current projected replacement cost per field is approximately \$450,000. Based on a projected 10-year replacement cycle and the current 71 County field inventory, replacement funding requires a regular financial commitment. Therefore, staff developed a 10-year replacement plan for the current inventory which requires revenue from the Athletic Fee and the General Fund support.
- An amount of \$2,700,000 is included for athletic field maintenance and repairs, irrigation repairs, lighting repairs, turf maintenance, utility costs, and capital equipment replacement costs. The Park Authority is responsible for full-service maintenance on 263 athletic fields, of which 43 are synthetic turf and 220 are natural turf. In addition, the field inventory includes 116 lighted and 114 irrigated fields. The fields are used by more than 200 youth and adult sports organizations as well as Fairfax County citizens. This effort is supported entirely by the General Fund and is managed by the Park Authority.
- An amount of \$275,000 is included for custodial support for indoor gyms used by sports organizations. The use of FCPS indoor facilities on the weekend requires FCPS to schedule a school system employee to open and close the facility and provide custodial support. Revenue generated from the Athletic Services Fee is used to provide payment for FCPS staff, eliminating the need for indoor sports organizations to pay the hourly rate previously charged. This project is entirely supported by revenue generated from the Athletic Services Fee and is managed by the Department of Neighborhood and Community Services.
- An amount of \$150,000 is included for the Youth Sports Scholarship Program. The Youth Sports Scholarship Program provides support to youth from low-income families who want to participate in community-based sports programs. Of the total funding, an amount of \$75,000 is included for this program based on the FY 2021 projection of revenue generated from the Athletic Services Fee, and \$75,000 is supported by the General Fund.

### Park Inspections, Maintenance and Infrastructure Upgrades

FY 2021 funding in the amount of \$2,700,000 has been included for Park facilities and grounds, consistent with the FY 2020 Adopted Budget Plan. The Park facilities maintained with General Fund monies include but are not limited to rental properties, historic properties, nature centers, maintenance facilities, sheds, shelters, and office buildings. Park priorities are based on the assessment of current repair needs including safety and health issues, facility protection, facility renewal and improved services. In addition, Park maintenance requirements are generated through scheduled preventative maintenance or from user requests for facility alterations. Without significant reinvestment in buildings and grounds, older facilities can fall into a state of ever decreasing condition and functionality, resulting in increased maintenance and repair costs in the future. Preventative maintenance and repair work is required for roofs, HVAC, electrical and lighting systems, fire alarm systems and security systems. Funding is essential to maintenance, repairs and building stabilization, including infrastructure replacement and upgrades at 556,771 square feet of non-revenue supported Park Authority structures and buildings. Specific Park maintenance funding in FY 2021 includes:

- An amount of \$476,000 is provided to fund annual requirements for Parks grounds at non-revenue supported parks. The Park Authority is responsible for the care of a total park acreage of 23,584 acres of land, with 427 park site locations. This funding is used for mowing and other grounds maintenance, as well as arboreal services. Arboreal services are provided in response to Park staff and citizens' requests and include pruning, removal and inspections of trees within the parks. There has been a rise in staff responses to requests for the inspection and removal of hazardous or fallen trees within the parks and those that may pose a threat to private properties.
- An amount of \$484,000 is included to provide corrective and preventive maintenance and inspections at over 556,771 square feet at non-revenue supported Park Authority structures and buildings. This maintenance includes the scheduled inspection and operational maintenance of HVAC, plumbing, electrical, security and fire alarm systems. This funding is critical in order to prevent the costly deterioration of facilities due to lack of preventative maintenance.
- An amount of \$925,000 is included for general park infrastructure replacement and upgrades at non-revenue supported Park facilities. Repairs and replacements support building systems at or beyond life expectancy which are experiencing significant annual maintenance. These requirements include: various roof replacements and/or major repairs to outdoor public restrooms and picnic shelters (\$225,000); replacement of fire and security systems at historic sites, nature centers, and maintenance facilities including the addition of freeze and water monitoring sensors to several historic sites (\$100,000); replacement of windows, doors, and siding at picnic shelters, outdoor restrooms, and historic sites (\$175,000); replacement of HVAC equipment at nature centers, visitor centers, and maintenance shops (\$225,000) and the stabilization or repairs of buildings at properties conferred to the Park Authority (\$200,000).
- An amount of \$815,000 is included to provide improvements and repairs to park facilities and amenities including playgrounds, trails and bridges, athletic courts, fences, picnic shelters, parking lots and roadways. In addition, funding will provide for annual reinvestment to 334 miles of trails and replacement of un-repairable wooden bridges with fiber glass bridges to meet County code.

## Environmental Initiatives

FY 2021 funding of \$1,300,000 has been included for environmental initiatives, an increase of \$383,385 over the FY 2020 Adopted Budget Plan. FY 2021 projects were selected based on the project selection process supported by the Environmental Quality Advisory Council (EQAC). The selection process includes the application of specific project criteria, review of proposals from County agencies, and identification of projects for funding. Specific funding levels include:

- An amount of \$250,000 is included to continue the Invasive Management Area (IMA) Program. The Park Authority manages this volunteer program, which supports the restoration of hundreds of acres of important natural areas and protects the tree canopy. Currently more than 20,000 trained volunteer leaders have contributed 67,000 hours of service since the program's inception in 2005, improving over 1,000 acres of parkland. This funding level is consistent with the FY 2020 Adopted Budget Plan funding level and will continue to support the ecological integrity of natural areas and prevent further degradation of their native communities.
- An amount of \$75,000 is included for the Watershed Protection and Energy Conservation Matching Grant Program. This program, managed by the Northern Virginia Soil and Water Conservation District (NVSWCD), is intended to support energy education and outreach initiatives and promote community engagement regarding sustainability and conservation issues. The program will provide financial incentives to empower civic associations, places of worship and homeowners to implement sustainability projects. The initiative will build on current programs that provide technical assistance, hands-on support, outreach and education to homeowners and residents. Projects will improve water quality, reduce greenhouse gas emissions and conserve energy and water. This funding level will support printing and materials, matching grants and one limited term full-time position to conduct outreach and education, site assessments, and inspections.
- An amount of \$10,000 is included for the Green Purchasing Program. This program is designed to support limited term staff to assist in clearly specifying environmental attributes during the County's procurement process. Fairfax County maintains an electronic Contract Register of over 2,000 active contracts and emphasizing environmental attributes such as recycling, energy efficiency, durability and reduced toxicity during the procurement process can contribute to the purchase of green products, creating fiscal and environmental savings.
- An amount of \$7,115 is included for the award-winning spring outreach programs. These programs reach thousands of people and have a deep impact on many youth and adults. Programs supported include classroom presentations, outdoor learning experiences, outreach events and festivals, high school Envirothon competitions, rain barrel workshops, seedling sales, high school science fair project judging, stream monitoring, Enviroscope trainings, storm drain marking, the Sustainable Garden Tour and more.
- An amount of \$272,000 is included to fund the restoration of 12.5 acres of Parks meadows. The restorations will establish native plant diversity and provide support to pollinators and native birds by removing non-native invasive plants, remedying prior inappropriate management choices, and improving habitat. Funding will support the restoration of the Park Authority's highest-priority project, Poplar Ford Park, in its entirety.

## Capital Projects Overview

- An amount of \$45,500 is included for Phase II of the Pollinator Meadow at the DVS Alban Road maintenance facility, a 5.5-acre site within the lower Accotink Creek watershed. This second phase will convert a 16,000 square foot area of highly compacted gravel surface to a pollinator meadow, thereby reducing stormwater run-off, sediment and other pollutants while extending the native habitat for birds and other pollinators. Phase 1 of this project received EIP funding in FY 2018.
- An amount of \$110,000 is included to fund the purchase and installation of heating, ventilation and air conditioning (HVAC) controls at Parks facilities that are not staffed. These controls will prevent heaters and ventilation fans from working at the same time, will establish set points for heating and cooling and will prevent the public and unauthorized employees from adjusting the settings. In FY 2019, a pilot installation of HVAC controls at Poplar Tree Park resulted in electricity use dropping by approximately 25 percent in the five-month period following installation.
- An amount of \$156,000 is included for a permeable basketball court at the Baileys Community Center. This outdoor basketball court is regularly used by Head Start students and community members. Replacing the existing worn and cracked court surface with a permeable asphalt surface will support stormwater planning goals, while also establishing an educational resource about watersheds and stormwater planning. The proposed funding supports all costs related to the court replacement, including the installation of the permeable surface and equipment for a full basketball court.
- An amount of \$130,000 is included for Phase I of a natural landscaping initiative at the Government Center. This project is envisioned as a multi-phase, multi-year demonstration project that reimagines the Government Center grounds while creating inviting, comfortable and aesthetically pleasing outdoor spaces with ample shade and a unifying plant palette. Phase I involves converting 5,600 square feet of mowed lawn to perennial beds, planting up to 40 canopy trees, and adding interpretative signage.
- An amount of \$91,385 is included for an Energy Masters Program at low-income housing facilities in Fairfax County. Energy Masters trains volunteers to perform simple energy efficiency upgrades in apartments and coordinates with volunteers to make these upgrades in low-income housing. In addition to making housing units more energy and water efficient, volunteers provide energy efficiency training for residents to help them continue saving energy and water in the future. The program also provides energy education to students with presentations and age-appropriate content.
- An amount of \$86,000 is included for 1.25 acres of wetland restoration at Green Springs Garden, specifically the restoration of a magnolia bog. This type of bog is a rare geologic feature known to occur only in Virginia, Maryland, and the District. The magnolia bog at Green Springs Garden is one of only 11 known occurrences in Virginia, making its restoration and preservation of particular significance. This bog is located adjacent to a pedestrian trail, offering unique interpretative and educational opportunities for visitors. Restoration activities will include the design and installation of rock structure to stabilize soil and protect the bog's hydrologic integrity, as well as the removal of non-native invasive plants and the installation of native plants.



- An amount of \$50,000 is included for efficiency improvements at certain vacant historic houses maintained by the Park Authority. These historic houses are among the 30 properties being considered for the Resident Curator Program. HVAC inefficiencies and building envelope issues in these houses are challenging for two reasons: they lead to excessive utility bills and increased maintenance needs while the houses remain unoccupied; and the cost of undertaking the energy improvements is expected to discourage potential curators from program participation. Making energy improvements in these houses prior to inclusion in the Resident Curator Program addresses both issues. Energy improvements could include upgraded HVAC and controls, added insulation to crawlspaces and attics, and/or weather-stripping and interior storm windows.
- An amount of \$12,000 is included for a Composting Pilot Program at Fairfax County government offices. This program will be managed by an employee volunteer group and each department participating in the pilot will receive a compost bin to place in its office kitchenette. On a weekly basis, a private composting company will remove the bins for off-site composting and provide clean bins.
- An amount of \$5,000 is included for a Zero Waste Certification for the Springfield Warehouse, a 63,000 square foot facility with a single source for waste disposal in the form of a roll-off dumpster. The certification process serves as a foundational element from which facilities can achieve cost avoidance, support sustainable initiatives, and improve material life cycles. The program is assessor-based and rates how well a facility minimizes its solid waste and maximizes resource management. Zero Waste Certification is a one-time effort that requires significant documentation and third-party certification. Preliminary analysis indicates that “Silver” certification could be earned at existing operational levels.

In addition, an amount of \$58,140 has been provided in Fund 10030, Contributory Fund, to continue partnering with two non-profit agencies to support tree planting efforts throughout the County.

### Revitalization Area Maintenance

An amount of \$1,410,000 is included to continue routine and non-routine maintenance in five major commercial revitalization areas (Annandale, Route 1, Springfield, McLean and Baileys Crossroads) and provide landscaping maintenance associated with the Tyson’s Corner Silver Line area. The goal of this program is to provide an enhanced level of infrastructure and right-of-way features in these urbanizing areas to facilitate pedestrian movements and create a “sense of place.” Routine maintenance in the commercial revitalization areas currently includes grass mowing, trash removal, fertilization, mulching of plant beds, weed control, and plant pruning. Non-routine maintenance includes asset maintenance or replacement (e.g., trees, plants, bicycle racks, area signs, street furniture, bus shelter, drinking fountains) to sustain the overall visual characteristics of the districts. Maintenance along the Silver Line also includes the upkeep of 27 water quality swales under the raised tracks located in VDOT right-of-way. Typical maintenance for the swales includes litter and sediment removal, vegetation care, and structural maintenance. An increase of \$100,000 to the FY 2021 proposed funding level is anticipated to be included in the *FY 2020 Third Quarter Review* to support the costs associated with maintenance of Phase II of the Silver Line to include the new Innovation Station and Herndon parking garages.

## Payments and Obligations

- Funding of \$787,642 is included for the annual payment associated with the Salona property based on the Board of Supervisors' approval of the purchase of this conservation easement on September 26, 2005. The total cost of the property is \$18.2 million with payments scheduled through FY 2026.
- Funding of \$1,000,000 is included for the County's annual contribution to offset school operating and overhead costs associated with School-Age Child Care (SACC) Centers.
- Funding of \$2,578,450 is included for Fairfax County's capital contribution to the Northern Virginia Community College (NVCC). FY 2021 funding is based on a rate of \$2.25 per capita and represents a slight increase of \$5,735 over the FY 2020 Adopted Budget Plan rate. This rate is applied to the population figure provided by the Weldon Cooper Center. Beginning in FY 2021, the NVCC has proposed, and Fairfax County is supportive of, redirecting \$0.50 of the capital contribution rate from the capital program to the operational program to support a new "Grow Our Own" skilled workforce initiative. This initiative is proposed to address the growing shortage of IT workers in the area. This redirection of funds is possible based on current and projected capital requirements and represents the first year of a three-year program. Future year funding beyond this initial FY 2021 investment will require significant increases to the operational budget and will need to be reviewed annually.

## On-going Development Efforts

- An amount of \$100,000 is included to support payments to developers for interest earned on conservation bond deposits. The County requires developers to contribute funds to ensure the conservation of existing natural resources. Upon satisfactory completion of projects, the developer is refunded the deposit with interest.
- An amount of \$95,000 is included to support the maintenance of geodetic survey control points for the Geographic Information System (GIS). This funding level is based on actual requirements in recent years. This project also supports the development and maintenance of an interactive, GIS-based website that will provide convenient and cost effective monumentation information to the County's land development customers.
- Funding of \$300,000 is included to support the Developer Default program. This project is necessitated by economic conditions surrounding the construction industry that result in some developers not completing required public facilities, including acceptance of roads by the state, walkways and storm drainage improvements. FY 2021 funding is supported by \$200,000 in General Fund monies and \$100,000 in anticipated developer default revenue based on the trend of 2-3 default projects being received annually.

## County Infrastructure Replacement and Upgrades

Infrastructure Replacement and Upgrades support the long-term needs of the County's capital assets to maximize the life of County facilities, avoid their obsolescence, and provide for planned repairs, improvements and restorations to make them suitable for organizational needs. Fairfax County will have a projected FY 2021 facility inventory of over 11.6 million square feet of space (excluding schools, parks and housing facilities). This inventory continues to expand with the addition of newly constructed facilities, the renovation and expansion of existing facilities and the acquisition of additional property. With such a large inventory, it is critical that a planned program of repairs and restorations be maintained. In addition, the age of a major portion of this inventory of facilities is reaching a point where major reinvestments are required in the building subsystems.

Each year, the Facilities Management Department (FMD) prioritizes and classifies infrastructure replacement and upgrade projects into five categories. Projects are classified as Category F: urgent/safety related, or endangering life and/or property; Category D: critical systems beyond their useful life or in danger of possible failure; Category C: life-cycle repairs/replacements where repairs are no longer cost effective; Category B: repairs needed for improvements if funding is available, and Category A: good condition.

The requirement for County infrastructure replacement and upgrades is estimated at \$26 million per year. This estimate is based on current assessment data, as well as industry standards (2 percent of the current replacement value). Based on current staffing levels, the complexity of many of the projects, and the timeline for completing replacement and upgrade projects, it is estimated that approximately \$15 million per year would be a good funding goal. Due to budget constraints, there is no funding included in FY 2021; however, an amount of \$8,980,000 is proposed to be funded as part of the *FY 2020 Third Quarter Review*. In recent years, it has been the Board of Supervisors' practice to fund some or all of the infrastructure replacement and upgrade projects using one-time funding as available as part of quarterly reviews.

## Americans with Disabilities Act (ADA) Compliance

FY 2021 funding in the amount of \$650,000 has been included for the continuation of Americans with Disabilities Act (ADA) improvements, consistent with the FY 2020 Adopted Budget Plan. Specific funding levels in FY 2021 include:

- Funding in the amount of \$300,000 is included for FMD to provide ADA improvements at County owned facilities. As buildings and site conditions age, additional annual ADA compliance work is required. For example, walkways to County facilities may settle over time or erosion occurs changing the slope and creating gaps or obstructions, program usage changes can result in new physical barriers, or pedestrian entrance ramps can deteriorate based on heavy usage. FMD is continually reviewing building conditions and prioritizing projects to ensure the greatest needs are addressed.
- Funding in the amount of \$300,000 is included for the continuation of Park Authority ADA improvements. The Park Authority continues to work to improve ADA compliance including adjustments required to parking lots, curb cuts, restrooms, athletic field seating and picnic shelter access.
- Funding in the amount of \$50,000 is included for the continuation of ADA improvements at Housing facilities required as facilities age and change. Funding will provide flexibility to accommodate emerging needs.

### Reinvestment and Repairs to County Roads and Walkways

- An amount of \$800,000 is included for the Reinvestment, Repair, and Emergency Maintenance of County Roads. The County is responsible for 38 miles of roadways not maintained by VDOT. In 2015, a Rinker Study was conducted in order to build an accurate inventory and condition assessment of County-owned roads and service drives and identified an amount of \$4 million in reinvestment funding required for the roadways with the most hazardous conditions. The Sinking Fund allocation has provided \$4.9 million to date for reinvestment in the most critical needs and continues to provide for roads that have been identified as deteriorating. In addition, a 5-year plan was developed identifying annual emergency funds to increase over time to a level of \$900,000 by FY 2021. Annual funding supports pothole repair, drive surface overlays, subgrade repairs, curb and gutter repairs, traffic and pedestrian signage repairs, hazardous tree removal, grading, snow and ice control, minor ditching and stabilization of shoulders, and drainage facilities. Based on the pace of spending to date and project requirements, funding of \$800,000, consistent with the FY 2020 Adopted Budget Plan, has been included in FY 2021.
- An amount of \$700,000 is included to meet emergency and critical infrastructure requirements for County trails, sidewalks and pedestrian bridges. The Department of Public Works and Environmental Services (DPWES) and the Fairfax County Department of Transportation are responsible for the infrastructure replacement and upgrades of 683 miles of walkways and 78 pedestrian bridges. In 2013, a Rinker Study was conducted in order to build an accurate inventory and condition assessment of County walkways and revealed that there were approximately 10 miles of trails in extremely poor condition requiring \$3 million in initial reinvestment. The Sinking Fund allocation has provided \$5.5 million to date for reinvestment in these most critical trail needs and continues to provide for trails that have since been identified as deteriorating. The Rinker Study did not include an assessment of pedestrian bridges and sinking fund allocations have enabled some progress in this area. In addition, a 5-year plan was developed identifying annual emergency funds to increase over time to a level of \$800,000 by FY 2021. Annual critical repairs include the correction of safety and hazardous conditions such as the damaged trail surfaces, retaining wall failures, handrail repairs, and the rehabilitation of bridges. It is anticipated that \$100,000 will be included for this program as part of the *FY 2020 Third Quarter Review*, to increase the FY 2021 program to \$800,000.

### Capital General Obligation Bond Program

The Board of Supervisors annually reviews cash requirements for capital projects financed by General Obligation bonds to determine the ongoing schedule for construction of currently funded projects as well as those capital projects in the early planning stages. The bond capital program is reviewed annually by the Board of Supervisors in association with the Capital Improvement Program (CIP) and revisions are made to cashflow estimates and appropriation levels as needed. The CIP is designed to balance the need for public facilities as expressed by the countywide land use plan with the fiscal capability of the County to meet those needs. The CIP serves as a general planning guide for the construction of general purpose, school, and public facilities in the County. The County's ability to support the CIP is entirely dependent upon and linked to the operating budget. The size of the bond program in particular is linked to the approved General Fund disbursement level.

The Virginia Constitution requires that long-term debt pledged by the full faith and credit of the County can only be approved by voter referendum. There is no statutory limit on the amount of debt the voters can approve. It is the County's own policy to manage debt within the guidelines identified in the Ten Principles of Sound Financial Management. The Ten Principles specifically indicate that debt service expenditures as a percentage of General Fund disbursements should remain under 10

percent and that the percentage of debt to estimated market value of assessed property should remain under 3 percent. The County continues to maintain these debt ratios with debt service requirements as a percentage of General Fund disbursements at 8.03 percent, and net debt as a percentage of market value at 1.10 percent as of June 30, 2019.

In FY 2021, an amount of \$221,000,000 is included in General Obligation Bond funding. Specific funding levels in FY 2021 include:

- Funding in the amount of \$180,000,000 is included for various school construction projects financed by General Obligation Bonds. For details of the specific proposed school projects, see the [Fairfax County Public School's FY 2021 Advertised Budget](#).
- Funding in the amount of \$38,000,000 is included to support the 117-mile Metrorail system as well as to maintain and/or acquire facilities, equipment, railcars and buses.
- Funding of \$3,000,000 is included for the County's annual contribution to the Northern Virginia Regional Park Authority (NVRPA) Capital program. The NVRPA Park system includes 33 parks and over 12,884 acres of land, over 100 miles of trails, numerous historic sites, five waterparks, two family campgrounds, three golf courses, a nature center, botanical gardens, rental cabins and cottages, five marinas.

## Stormwater Management Program

Stormwater Services are essential to protect public safety, preserve property values and support environmental mandates such as those aimed at protecting the Chesapeake Bay and the water quality of other local jurisdictional waterways. Projects include repairs to stormwater infrastructure, measures to improve water quality such as stream stabilization, rehabilitation, safety upgrades of state regulated dams, repair and rehabilitation of underground pipe systems, surface channels, flood mitigation, site retrofits and best management practices (BMP), and other improvements.

The Board of Supervisors approved a special service district to support the Stormwater Management Program as part of the [FY 2010 Adopted Budget Plan](#). This service district provides a dedicated funding source for both operating and capital project requirements, by levying a service rate per \$100 of assessed real estate value, as authorized by Code of Virginia Ann. Sections 15.2-2400. In FY 2014, a five-year spending plan was approved to gradually increase both funding and staffing for the Stormwater Program. The five-year plan was developed to support anticipated regulatory increases through a phased approach and was supported by increasing the service district rate by \$0.0025 per year, a little over \$1 per month for the median single-family house. The ultimate goal of a fully funded program was projected to be \$0.0400 per \$100 of assessed real estate value; however, staff is currently evaluating the long-term requirements for an expanded program. Some of the additional requirements under evaluation include debt service to support the Board's approval of the dredging of Lake Accotink, the anticipation of additional flooding mitigation requirements, and strengthening the role and financial support for the implementation of stormwater requirements associated with Fairfax County Public Schools sites under renovation. This enhanced program may require incremental changes to the rate over time and may result in a higher ultimate rate to fully support the program. Staff will be evaluating these requirements, as well as the staffing to support them, and analyzing the impact of increased real estate values and revenue projections. While staff continues to further evaluate the long-term requirements for the Stormwater Program, the FY 2021 rate is proposed to remain the same as the [FY 2020 Adopted Budget Plan](#) level of \$0.0325 per \$100 of assessed value.

FY 2021 funding will support \$57,264,200 for capital project implementation including, infrastructure reinvestment, regulatory requirements, dam safety, and contributory funding requirements. Specific funding levels in FY 2021 include:

- Funding in the amount \$4,000,000 is included for the Stormwater Regulatory Program. The County is required by federal law to operate under the conditions of a state issued MS4 Permit. Stormwater staff annually evaluates funding required to meet the increasing federal and state regulatory requirements pertaining to the MS4 Permit requirements, and State and Federal mandates associated with controlling water pollution delivered to local streams and the Chesapeake Bay. The MS4 Permit allows the County to discharge stormwater from its stormwater systems into state and federal waters. The County currently owns and/or operates approximately 15,000 regulated outfalls within the stormwater system that are governed by the permit. The current permit was issued to the County in April 2015. The permit requires the County to document the stormwater management facility inventory, enhance public outreach and education efforts, increase water quality monitoring efforts, provide stormwater management and stormwater control training to all County employees, and thoroughly document all of these enhanced efforts. The permit also requires the County to implement sufficient stormwater projects that will reduce the nutrients and sediment delivered to the Chesapeake Bay in compliance with the Chesapeake Bay TMDL implementation plan adopted by the State.
- Funding in the amount of \$11,000,000 is included for Dam Safety and Facility Rehabilitation, including \$5,000,000 for dam maintenance and \$6,000,000 for rehabilitation. There are currently more than 7,250 stormwater management facilities in service that range in size from small rain gardens to large state regulated flood control dams. The County is responsible for inspecting both County owned and privately-owned facilities and for maintaining County owned facilities. This inventory increases annually and is projected to continually increase as new development and redevelopment sites are required to install stormwater management controls. This program maintains the control structures and dams that control and treat the water flowing through County owned facilities. This initiative also includes the removal of sediment that occurs in both wet and dry stormwater management facilities to ensure that adequate capacity is maintained to treat the stormwater. The program results in approximately 50 projects annually that require design and construction management activities as well as contract management and maintenance responsibilities.
- Funding in the amount of \$9,000,000 is included for Conveyance System Inspections, Development and Rehabilitation in FY 2021, including \$2,000,000 for inspections and development and \$7,000,000 for rehabilitation and outfall restoration. The County owns and operates approximately 1,500 miles of underground stormwater pipes and improved channels with an estimated replacement value of over one billion dollars. The County began performing internal inspections of the pipes in FY 2006. The initial results showed that approximately 5 percent of the pipes were in complete failure and an additional 15 percent required immediate repair. MS4 Permit regulations require inspection and maintenance of these 1,500 miles of existing conveyance systems, 65,000 stormwater structures, and a portion of the immediate downstream channel at the 7,000 regulated pipe outlets. Acceptable industry standards indicate that one dollar reinvested in infrastructure saves seven dollars in the asset's life and 70 dollars if asset failure occurs. Once the initial internal inspections are complete, the goal of this program is to inspect pipes on a 20-year cycle and rehabilitate pipes and improved outfall channels before total failure occurs.

## Capital Projects Overview

- Funding in the amount of \$26,737,251 is included for Stream and Water Quality Improvements. This program funds water quality improvement projects necessary to mitigate the impacts to local streams and the Chesapeake Bay resulting from urban stormwater runoff. This includes water quality projects such as construction of stormwater management ponds, implementation of low impact development techniques on stormwater facilities, stream restoration, and approximately 1,900 water quality projects identified in the completed Countywide Watershed Management Plans. In addition, TMDL requirements for local streams and the Chesapeake Bay are the regulatory process by which pollutants entering impaired water bodies are reduced. The Chesapeake Bay TMDL was established by the EPA and requires that MS4 communities as well as other dischargers implement measures to significantly reduce the nitrogen, phosphorous and sediment loads entering waters draining to the Chesapeake Bay by 2025. Compliance with the Chesapeake Bay TMDL requires that the County should undertake construction of new stormwater facilities, retrofit existing facilities and properties, and increase maintenance. The EPA is currently updating the Chesapeake Bay model and it is anticipated that the update will result in changes to both the assigned targets as well as how projects are credited, which will likely impact future compliance estimates. In addition to being required to meet the Chesapeake Bay TMDL targets, the current MS4 Permit requires the County to develop and implement action plans to address local impairments. Most of the 1,900 watershed management plan projects contribute toward achieving the Chesapeake Bay and local stream TMDL requirements.
- Funding in the amount of \$5,000,000 is included for the Emergency and Flood Control Program. This program supports flood control projects for unanticipated flooding events that impact storm systems and flood residential properties. The program provides annual funding for scoping, design, and construction activities related to flood mitigation projects.
- Funding in the amount of \$800,000 is included for the Stormwater Allocations to Towns project. On April 18, 2012, the State Legislature passed SB 227, which entitles the Towns of Herndon and Vienna to all revenues collected within their boundaries by Fairfax County's stormwater service district. An agreement was developed for a coordinated program whereby the Towns remain part of the County's service district and the County returns 25 percent of the revenue collected from properties within each town. This allows for the towns to provide services independently such as maintenance and operation of stormwater pipes, manholes, and catch basins. The remaining 75 percent remains with the County and the County takes on the responsibility for the Towns' Chesapeake Bay TMDL requirements as well as other TMDL and MS4 requirements. This provides for an approach that is based on watersheds rather than on jurisdictional lines.
- Lastly, FY 2021 funding of \$726,949 is included for County contributions. An amount of \$554,811 is provided for the Northern Virginia Soil and Water Conservation District (NVSWCD). The NVSWCD is an independent subdivision of the Commonwealth of Virginia that provides leadership in the conservation and protection of Fairfax County's soil and water resources. It is governed by a five-member Board of Directors - three members are elected every four years by the voters of Fairfax County and two members are appointed by the Virginia Soil and Water Conservation Board. Accordingly, the work of NVSWCD supports many of the environmental efforts set forth in the Board of Supervisors' Environmental Excellence 20-year Vision Plan. The goal of the NVSWCD is to continue to improve the quality of the environment and general welfare of the citizens of Fairfax County by providing them with a means of dealing with soil, water conservation and related natural resource problems. It provides County agencies with comprehensive environmental

evaluations for proposed land use changes with particular attention to the properties of soils, erosion potential, drainage and the impact on the surrounding environment. NVSWCD has consistently been able to create partnerships and leverage state, federal and private resources to benefit natural resources protection in Fairfax County. In addition, an amount of \$172,138 is provided for the Occoquan Watershed Monitoring Program (OWMP) to ensure that water quality is monitored and protected in the Occoquan Watershed. Given the many diverse uses of the land and water resources in the Occoquan Watershed (agriculture, urban residential development, commercial and industrial activity, water supply, and wastewater disposal), the OWMP plays a critical role as the unbiased interpreter of basin water quality information.

### Affordable Housing Development and Investment Fund

Housing Development and Investment, formerly known as the Penny for Affordable Housing Fund, was established in FY 2006 and is designed to serve as a readily available local funding source with the flexibility to preserve and promote the development of affordable housing. For fiscal years 2006 through 2009, the Board of Supervisors dedicated revenue commensurate with the value of one cent from the Real Estate tax rate to the Preservation of Affordable Housing, a major County priority. In FY 2010, the Board reduced annual funding to The Penny for Affordable Housing, by 50 percent in order to balance the budget. In FY 2021, the Board increased annual funding to Fund 30300 by 200 percent with total dedicated revenue now commensurate with the value of one and a half cents from the Real Estate tax rate. From FY 2006 through FY 2020, the fund has provided a total of \$258.58 million for affordable housing in Fairfax County

A total of 3,473 affordable units have been preserved for both homeownership and rental purposes in a variety of large and small projects. Of that number, 252 units are preserved as affordable housing for periods of five years or less, and 3,221 units are preserved for 20 years or longer. A variety of funding sources were used to preserve these units; however, Housing Development and Investment funds were critical for the preservation of several large multifamily complexes purchased by private nonprofits and for-profit organizations. These purchases represent a significant portion of the units: 319 units in Janna Lee Villages in the Hybla Valley area (Lee District), 148 units in Hollybrooke II and III in the Seven Corners area of Falls Church (Mason District), 105 units in Coralain Gardens located on Arlington Boulevard (Route 50) in Falls Church (Mason District), 90 units in Sunset Park Apartments in Falls Church (Mason District), 130 units at Mount Vernon House in Alexandria (Mount Vernon District), 216 units in Madison Ridge in Centreville (Sully District), 74 units in Wexford Manor A and B (Providence District), and 113 units in Huntington Gardens (Lee District). These funds were also instrumental in preserving two large complexes: 180 units at the Crescent apartment complex in Reston (Hunter Mill District) and 672 units at the Wedgewood Apartments complex in Annandale (Mason District). These projects were purchased by the County and are being managed by the Fairfax County Redevelopment and Housing Authority (FCRHA) as part of the low- and moderate-income rental program. Without the availability of Housing Development and Investment, both of these apartment complexes may have been lost as affordable housing.

In FY 2021, funding of \$45,741,000 is composed of \$39,741,000 in Real Estate Tax Revenue and \$6,000,000 in operating revenue from Wedgewood and Crescent Apartments. FY 2021 funding is allocated as follows: \$5,753,775 for Wedgewood for the annual debt service, \$2,629,188 for Crescent Apartments annual debt service, \$32,543,287 for the Housing Blueprint Project, \$1,223,750 for Affordable/Workforce Housing, \$3,000,000 for the Bridging Affordability Program and \$591,000 for Little River Glen IV.



### Wastewater Management System

The Fairfax County Wastewater Management Program is operated, maintained, and managed within the Department of Public Works and Environmental Services (DPWES), and includes nearly 3,250 miles of sewer lines, 63 pumping stations, and 57 flow metering stations. Treatment of wastewater generated is provided primarily through six regional wastewater collection and treatment plants. One of the six regional plants is the County owned and operated Noman M. Cole, Jr. Pollution Control Plant (NCPCP), which is currently permitted to treat 67 million gallons per day (mgd) of flow. Other regional facilities where the County has purchased treatment capacity include the District of Columbia Water's Blue Plains Treatment Plant with 31 mgd capacity; Alexandria Renew Enterprises Treatment Plant with 32.4 mgd capacity; Upper Occoquan Service Authority's Treatment Plant with 22.1 mgd capacity; Arlington County's Treatment Plant with 3 mgd capacity; and Loudoun Water's Broad Run Plant with 1 mgd capacity. Fairfax County utilizes all of these facilities to accommodate a total capacity of 156.5 mgd.

Total FY 2021 funding is \$275,727,825, including support for the following projects:

- Funding in the amount of \$190,727,825 is included for upgrade and improvement projects at the Noman Cole, Jr. Pollution Control Plant. FY 2021 funding will provide for the reinvestment in the Noman Cole, Jr. Pollution Control Plant in order to maintain regulatory compliance requirements as they pertain to the Clean Water Act, Chesapeake Bay Preservation Program and Title V of the Clean Air Act as enforced by the Virginia Department of Environmental Quality. The renovation program follows the plant's Master Plan to evaluate and prioritize projects. This funding will be supported by anticipated sewer revenue bonds.
- Funding in the amount of \$10,379,000 is included for facility improvements to comply with nutrient discharge limits. Projects supporting the Enhanced Nitrogen Removal Program include providing an additional 40 million gallons of new anoxic reactor capacity for nitrogen removal, a new post aeration facility, pump station, and other new facilities to store and feed methanol and alternative sources of carbon. In addition, funding will also provide for the Clean Rivers Project to prevent combined storm and sanitary overflows during major storm events by storing the overflow in tunnels until the plant has capacity to fully treat the water. This project is currently under construction. The County is responsible for 31 mgd of the 370 mgd or 8.38 percent of the capacity at the Blue Plains Treatment Plant.
- Funding in the amount of \$878,000 is included for the planned replacement of sewer meters throughout the County. FY 2021 funding will support continuation of replacing sewer meters used for measuring wastewater flow to and from other jurisdictions for billing and monitoring purposes as well as portable meters used in infiltration and inflow studies to measure wet weather flows.
- Funding in the amount of \$5,707,000 will support the County's share of the upgrades to the Alexandria Renew Enterprises Treatment Plant (AlexRenew). Funding supports the design and construction of a State-of-the-Art Nitrogen Upgrade Program (SANUP) for nitrogen removal. FY 2021 funding will support for engineering design, construction management, landscape architecture and engineering services during construction to comply with the nutrient discharge limits. The County is responsible for 32.4 mgd of the 54 mgd or 60 percent of the capacity at the AlexRenew Treatment Plant.
- Funding in the amount of \$1,173,000 is included for plant upgrades at the Arlington Wastewater Treatment Plan. This funding will support annual repair and rehabilitation work for various facilities as scheduled in Arlington County's Capital Improvement Program. The

## Capital Projects Overview

County is responsible for 3.0 mgd of the 40 mgd or 7.5 percent of the capacity at the Arlington Wastewater Treatment Plant.

- Funding in the amount of \$30,000,000 is included for the continuation of systematic rehabilitation of structures and equipment at the Noman M. Cole, Jr. Pollution Control Plant (NMCCPCP). FY 2020 funding will provide for the rehabilitation and replacement of pumps, gates, and valves; stormwater runoff improvements, and continuation of the rehabilitation of the motor control centers/distribution centers (MCC/DC) and raw wastewater pump station facility.
- Funding in the amount of \$1,000,000 is included to satisfy the annual appropriation requirement for the County's Extension and Improvement (E&I) Program as approved by the Board of Supervisors on April 12, 2011. This policy adjusts the Connection Charges such that the future cost of the E&I Program is shared equally between the County's Sewer Fund and the property owners seeking public sewer service, when the Health Department determines the properties' septic systems have failed.
- Funding in the amount of \$200,000 is provided for the systematic rehabilitation of the County's 3,250 miles of sanitary sewer lines. Rehabilitation includes, among other things, the use of trenchless technology to rehabilitate approximately 20 miles of sewer per year.
- Funding in the amount of \$1,000,000 is included to complete the rehabilitation of force mains at Waynewood I and II, Mount Vernon Terrace, Wellington I, Langley School, Ravenwood, Riverwood, and Little Hunting Creek Force Mains.
- Funding in the amount of \$6,884,000 is included for the regularly scheduled repair, renovation, and replacement of pumping station equipment and facilities. There will be eight pumping stations in the design phase and five pumping stations in the construction phase in FY 2021.
- Funding in the amount of \$10,167,000 is included for the inspection, repair, and replacement of gravity sewers within the wastewater collection system. FY 2021 funding is provided for the closed-circuit television (CCTV) inspection of more than 200 miles of sewer and rehabilitation of over 35 miles of sewer using cured-in-place-pipe (CIPP). In addition, funding is provided for the repair and replacement of defective and aging gravity sewers, including emergency repair work. New initiatives for FY 2021 include detailed inflow and infiltration and creek bed investigations.
- Funding in the amount of \$1,000,000 is included for the condition assessment of 166 segments of 8 to 15-inch gravity sewer lines and provides recommendations for the rehabilitation and/or replacement alternatives. FY 2021 funding will provide for the next phase of this program, which includes construction work.
- Funding in the amount of \$1,000,000 is included for the condition assessment of 49 miles of sewer lines with a diameter of 15 inches or larger and provides recommendations for the rehabilitation and/or replacement alternatives. FY 2021 funding will provide for the next phase of this program which includes construction work.
- Funding in the amount of \$15,612,000 is included for the installation of sewer lines to provide the needed capacity to serve new development within the County. As areas develop, more strain is placed on the sanitary sewer system serving the area. FY 2021

funding will provide for increasing the size of the gravity sewer or installing parallel gravity sewers.

### County and Regional Transportation Projects Fund

The County and Regional Transportation Projects Fund supports the County's implementation of new transportation projects and is funded by the commercial and industrial real estate tax for transportation and Northern Virginia Transportation Authority (NVTA) local tax revenues. The taxing authority for commercial and industrial real property was authorized under the Transportation Funding and Reform Act of 2007 (HB 3202), approved by the Virginia General Assembly on April 4, 2007, and implemented by the Board of Supervisors as part of the FY 2009 Adopted Budget Plan. This revenue helps accelerate the County's implementation of roadway, transit, and pedestrian projects. HB 3202 allows localities to assess a tax on the value of commercial and industrial real estate and to use the proceeds on new transportation improvements. The County's FY 2021 rate is \$0.125 per \$100 of assessed value (the maximum allowed per state code), which will generate approximately \$61.2 million in revenue. This estimate is based on current projections in the commercial real estate market.

On April 3, 2013, the Virginia General Assembly approved HB 2313, a transportation funding package. The bill included regional components for planning districts that meet certain thresholds (population, registered vehicles, and transit ridership). Northern Virginia meets these criteria for the imposition of increases on Sales, Grantors, and Transient Occupancy taxes. The bill mandated that 70 percent of this regional funding be allocated by NVTA, with the remaining 30 percent provided to the individual localities embraced within NVTA for their determination. In FY 2018, HB 2313 generated approximately \$328 million in funding for transportation projects in the Northern Virginia region.

FY 2021 funding of \$49,214,458 is included for capital projects and metro capital program contribution. Of this amount, funding of \$35,214,458 is included in FY 2021 for priority projects supported by commercial and industrial tax revenue and funding received from the Northern Virginia Transportation Authority (NVTA), consistent with the transportation priorities periodically updated and approved by the Board of Supervisors. This amount also includes portions of NVTA local funding allocated to the Towns of Herndon and Vienna. Funding in the amount of \$14,000,000 is included to address WMATA capital funding requirements through the redirection of Grantors Tax and Transient Occupancy Tax revenues under HB 1539/SB 856.

### Other Financing

Funding in the amount of \$37,904,172 includes \$1,575,000 that is associated with projects discussed above including \$100,000 in developer default revenues and \$1,475,000 in athletic services fees. The remaining \$36,329,172 supports various other projects financed by other sources of revenue. Specific funding levels in FY 2021 include:

#### Special Revenue:

- Funding of \$3,545,000 is included for the County Transit Systems Fund for capital projects.
- Funding of \$302,000 is included for the Reston Community Center Fund for improvements at both the Hunters Woods and Lake Anne facilities. These improvements include replacement room dividers and the installation of A/V equipment and an assistive listening system at Hunters Woods, as well as a new customer service desk and floor replacement in the Wellness Studio at Lake Anne.

- Funding of \$500,000 is included Refuse Collection Fund for infrastructure improvements to the existing Newington Operations facility specifically for bathroom renovations, as well as mechanical and exterior repairs.
- Funding of \$1,750,000 is included Refuse Disposal Fund to support civil work and major site fixes at the I-66 Transfer Station, including the replacement of an aging and failing scale system as well as the recovery of methane gas.
- Funding of \$2,800,000 is included for I-95 Refuse Disposal Fund for capital improvement and environmental compliance projects at the I-95 Landfill Complex.

### Housing:

- Funding of \$300,000 is included for the ADU Acquisition project for reallocation to specific projects when identified and approved by both the Redevelopment and Housing Authority (FCRHA) and Board of Supervisors.
- Funding of \$2,500,000 is included for the Moderate Income Direct Sales (MIDS) Resale Program to provide resources necessary to acquire properties that are offered for sale and, if necessary, rehabilitate them prior to reselling them in the First-Time Homebuyers Program (FTBH).
- Funding in the amount of \$211,782 is included for the Land/Unit Acquisition project for reallocation to specific projects when identified and approved by both the FCRHA and Board of Supervisors.
- Funding of \$500,000 is included for Rehabilitation of FCRHA Properties for reallocation to specific projects when identified and approved by both the FCRHA and Board of Supervisors.
- Funding of \$150,000 is included for the Undesignated Housing Trust Fund project for reallocation to specific projects when identified and approved by both the FCRHA and Board of Supervisors.

### Other:

- Funding in the amount of \$23,770,390 is included for various school construction projects financed from a state construction grant, Parent Teachers Association/Parent Teacher Organization receipts, and transfers from Fund S31000, Public School Construction Fund. For more details, see the [Fairfax County Public School's FY 2021 Advertised Budget](#).

## Capital Construction and Operating Expenditure Interaction

To maintain a balanced budget, annual revenues are projected, and operating and capital construction expenditures are identified to determine the County's overall requirements and funding availability. Funding levels for capital construction projects are based on the merits of a particular project together with the available funding from all financing sources, with primary reliance on General Obligation bonds. The Board of Supervisors annually reviews cash requirements for capital project financing. The County's capital program has a direct impact on the operating budget, particularly in association with the establishment and opening of new facilities. The Board of Supervisors continues to be cognizant of the effect of the completion of capital projects on the County's operating budget. The cost of operating new or expanded facilities or infrastructure is included in the fiscal year the facility becomes operational. However, in some cases, like the

# Capital Projects Overview

construction of the expanded and renovated Courthouse, the operating impact may be absorbed gradually over several years. For example, costs associated with loose and systems furniture, moving expenses, providing for additional security and staffing, renovating existing courtrooms, implementing new courtroom technology, and setting up an Operations and Maintenance satellite shop with staff dedicated to the courthouse facility are all costs that can be phased in over time, thus spreading the operating impact over a number of years, rather than concentrating costs in the fiscal year the facility opens.

Capital projects can affect future operating budgets either positively or negatively due to an increase or decrease in maintenance costs, or by providing capacity for new programs or services. Such impacts vary widely from project to project and, as such, are evaluated individually. Operating costs resulting from the completion of a capital project differ greatly depending on the type of capital project and construction delays. A new facility, for example, will often require additional staff, an increase in utility costs, and increases in custodial, security and maintenance contracts. Conversely, a capital project that renovates an existing facility may reduce operating expenditures due to a decrease in necessary maintenance costs. For example, funding HVAC and electrical system repair or replacement projects has the potential to reduce operating expenditures by reducing costly maintenance and staff time spent addressing critical system repairs. The same is true for projects such as fire alarms, emergency generators, and carpet replacement, as well as roof repairs. Investing in aging and deteriorating building systems and components can alleviate the need for future expenditures, often resulting in significant cost avoidance. Additionally, if a system failure should occur, there is the potential that a County facility must shut down, suspending services to citizens and disrupting County business. The County's emphasis on capital renewal and preventative maintenance works to ensure these kinds of interruptions are avoided.

The opening of new County facilities results in a wide range of operating costs. For example, equipment and furniture, a book buy, additional staff, and an increase in utility costs may all be necessary to prepare for the opening of a new library or extensive library expansion/renovation. These costs are estimated as the project is developed and included in the appropriate agency budget in the year the facility becomes operational.

## New, Renovated, or Expanded County Facilities in FY 2021

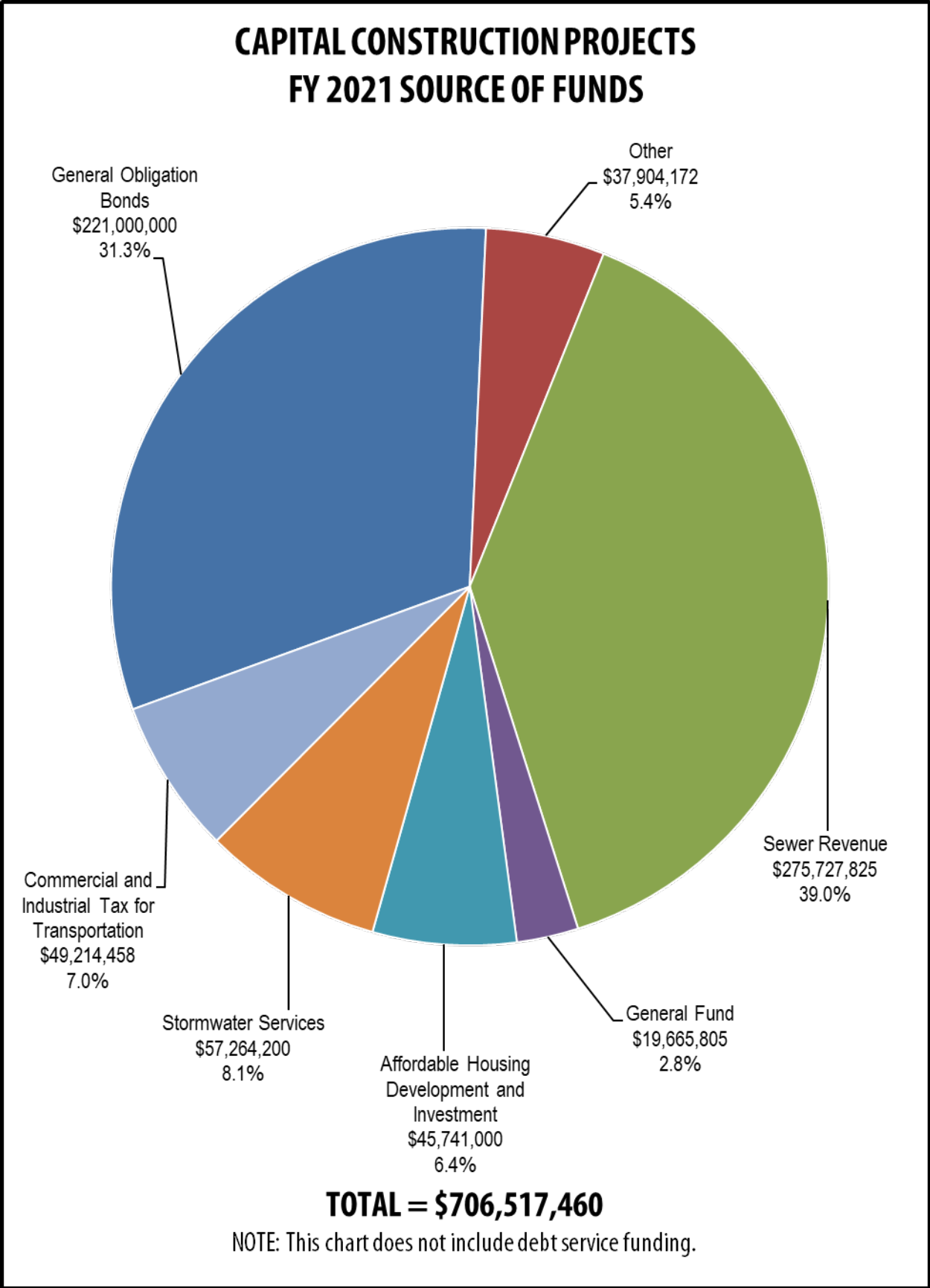
Facility	Fiscal Year Completion	Additional Positions	Estimated Net Operating Costs
<b>FY 2021 New, Renovated, or Expanded Facilities</b>			
Facilities Management Department (FMD) Operational Costs for New or Expanded Facilities	FY 2021	0/0.0 FTE	\$161,019
Three new SACC rooms	FY 2021	4/3.2 FTE	140,678
Scotts Run Fire Station	FY 2021	25/25.0 FTE	2,489,058
South County Police Station	FY 2021	8/8.0 FTE	1,494,539
<b>Total FY 2021 Costs</b>		<b>37/36.2 FTE</b>	<b>\$4,285,294</b>

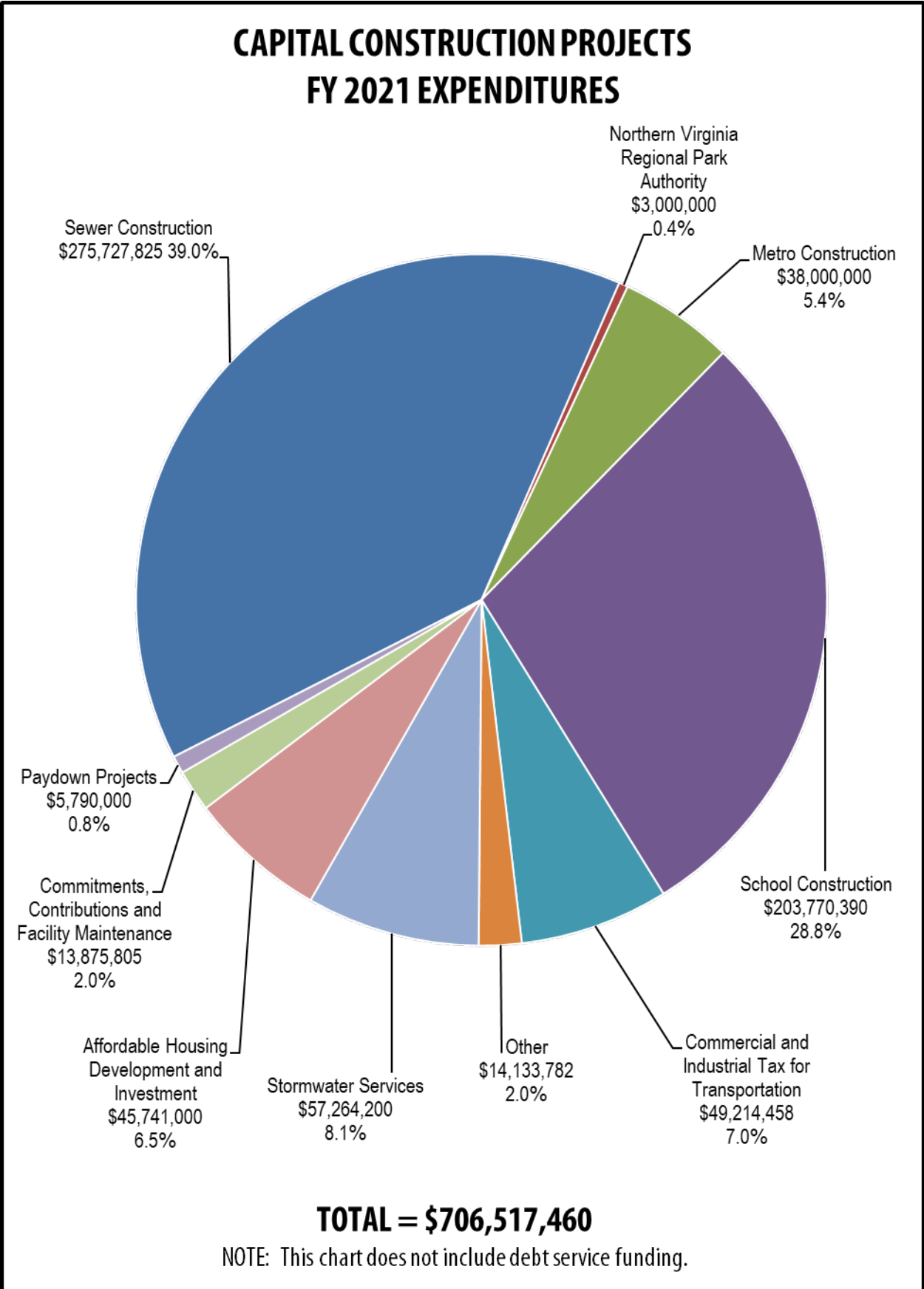
The following facilities are scheduled to open in the near future and may require additional staffing and operational costs through FY 2025. Requests for funding will be reviewed as part of the development of the annual budget in the year the facility becomes operational.

Facility	Fiscal Year Completion
Edsall Road Fire Station	FY 2022
Lorton Community Center	FY 2022
Lorton Community Library	FY 2022
Merrifield Fire Station	FY 2022
Police Heliport	FY 2022
Sully Community Center	FY 2022
Patrick Henry Shelter	FY 2022
South County Police Station/Animal Shelter	FY 2023
Springfield Commuter Parking garage	FY 2023
Adult Detention Center	FY 2024
Courtroom Renovations Phase III and IV	FY 2024
Eleanor Kennedy Shelter	FY 2024
Monument Drive Parking Garage	FY 2024
Penn Daw Fire Station	FY 2024
Police Tactical Operations Renovation (Pine Ridge)	FY 2024
Embry Rucker Shelter	FY 2025
Seven Corners Fire Station	FY 2025
Criminal Justice Academy	TBD
Emergency Vehicle Ops. and K9 Ctr	TBD
Fairview Fire Station	TBD
Franconia Police Station	TBD
Mason Police Station	TBD
Original Mt. Vernon High School Redevelopment	TBD
Police Evidence Storage Annex	TBD
Reston Regional Library	TBD
RTCN Shelter and Human Services Center	TBD

### Summary of FY 2021 Capital Construction Program

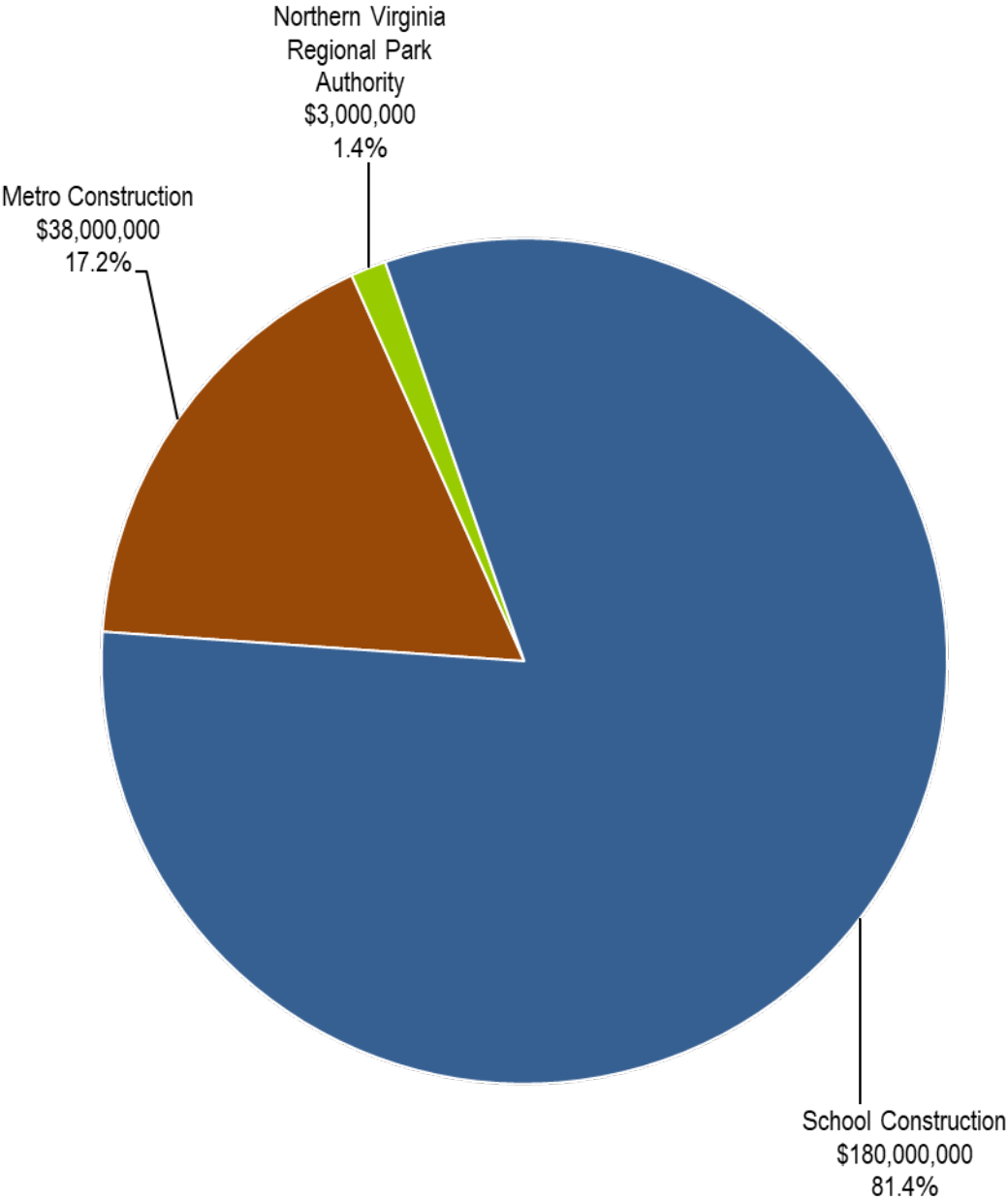
Major segments of the County's FY 2021 Capital Construction Program are presented in several pie charts that follow to visually demonstrate the funding sources for capital expenditures. Capital construction expenditures by fund are shown in the Summary Schedule of FY 2021 Funded Capital Projects. In addition, a list of all projects funded in FY 2021 and their funding sources has been included in this section. For additional information, see the Capital Project Funds section of the Capital Construction and Other Operating Funds in Volume 2. Detailed information concerning capital projects in Fund S31000, Public School Construction, can be found in the [Fairfax County Public School's FY 2021 Advertised Budget](#).







**GENERAL OBLIGATION BOND FINANCED  
CAPITAL PROJECTS  
FY 2021 EXPENDITURES**



**TOTAL = \$221,000,000**

## SUMMARY SCHEDULE OF FY 2021 FUNDED CAPITAL PROJECTS

Fund/Title	FY 2019 Actual	FY 2020 Adopted Budget Plan	FY 2020 Revised Budget Plan	FY 2021 Advertised Budget Plan	FY 2021 FINANCING			
					General Obligation Bonds <sup>1</sup>	General Fund	Federal/ State Aid	Other <sup>2</sup>
<b>SPECIAL REVENUE FUNDS<sup>3</sup></b>								
40000 County Transit Systems	\$1,020,947	\$0	\$8,070,416	\$3,545,000	\$0	\$0	\$0	\$3,545,000
40010 County and Regional Transportation Projects	\$66,170,224	\$45,186,920	\$377,154,398	\$49,214,458	0	0	0	49,214,458
40050 Reston Community Center	2,253,006	226,000	4,836,696	302,000	0	0	0	302,000
40060 McLean Community Center	2,546,578	0	729,729	0	0	0	0	0
40100 Stormwater Services <sup>4</sup>	45,160,215	56,382,403	139,505,811	57,264,200	0	0	0	57,264,200
40140 Refuse Collection	55,328	0	746,587	500,000	0	0	0	500,000
40150 Refuse Disposal	1,384,685	0	3,568,455	1,750,000	0	0	0	1,750,000
40170 I-95 Refuse Disposal	394,078	500,000	7,234,093	2,800,000	0	0	0	2,800,000
40300 Housing Trust Fund	2,662,436	798,265	13,027,293	3,661,782	0	0	0	3,661,782
<b>Subtotal</b>	<b>\$121,647,497</b>	<b>\$103,093,588</b>	<b>\$554,873,478</b>	<b>\$119,037,440</b>	<b>\$0</b>	<b>\$0</b>	<b>\$0</b>	<b>\$119,037,440</b>
<b>DEBT SERVICE FUNDS</b>								
20000 Consolidated County and Schools Debt Service Fund	\$346,635,593	\$337,211,783	\$338,090,466	\$336,676,960	\$0	\$333,648,960	\$0	\$3,028,000
<b>Subtotal</b>	<b>\$346,635,593</b>	<b>\$337,211,783</b>	<b>\$338,090,466</b>	<b>\$336,676,960</b>	<b>\$0</b>	<b>\$333,648,960</b>	<b>\$0</b>	<b>\$3,028,000</b>
<b>CAPITAL PROJECTS FUNDS</b>								
30000 Metro Operations and Construction <sup>5</sup>	\$24,288,766	\$25,000,000	\$39,800,000	\$38,000,000	\$38,000,000	\$0	\$0	\$0
30010 General Construction and Contributions	57,028,183	22,018,691	192,080,464	22,240,805	3,000,000	17,665,805	0	1,575,000
30015 Environmental and Energy Program	0	0	0	1,300,000	0	1,300,000	0	0
30020 Infrastructure Replacement and Upgrades	13,361,883	0	56,312,677	0	0	0	0	0
30030 Library Construction	1,357,555	0	21,369,306	0	0	0	0	0
30040 Contributed Roadway Improvements	1,100,614	0	41,629,549	0	0	0	0	0
30050 Transportation Improvements	11,391,913	0	92,148,896	0	0	0	0	0
30060 Pedestrian Walkway Improvements	1,739,700	700,000	4,994,876	700,000	0	700,000	0	0
30070 Public Safety Construction	18,133,380	0	391,280,480	0	0	0	0	0
30080 Commercial Revitalization Program	933,365	0	909,979	0	0	0	0	0
30090 Pro Rata Share Drainage Construction	3,448,382	0	2,811,401	0	0	0	0	0
30300 Affordable Housing Development and Investment Fund	17,063,460	18,400,000	55,860,689	45,741,000	0	0	0	45,741,000
30310 Housing Assistance Program	545,943	0	5,084,935	0	0	0	0	0
30400 Park Authority Bond Construction	16,796,886	0	97,728,299	0	0	0	0	0
S31000 Public School Construction	230,328,846	202,818,308	565,654,615	203,770,390	180,000,000	0	0	23,770,390
<b>Subtotal</b>	<b>\$397,518,876</b>	<b>\$268,936,999</b>	<b>\$1,567,666,166</b>	<b>\$311,752,195</b>	<b>\$221,000,000</b>	<b>\$19,665,805</b>	<b>\$0</b>	<b>\$71,086,390</b>

## SUMMARY SCHEDULE OF FY 2021 FUNDED CAPITAL PROJECTS

Fund/Title	FY 2019 Actual	FY 2020 Adopted Budget Plan	FY 2020 Revised Budget Plan	FY 2021 Advertised Budget Plan	FY 2021 FINANCING			
					General Obligation Bonds <sup>1</sup>	General Fund	Federal/ State Aid	Other <sup>2</sup>
<b>ENTERPRISE FUNDS</b>								
69300 Sewer Construction Improvements	\$54,872,697	\$75,000,000	\$131,355,117	\$85,000,000	\$0	\$0	\$0	\$85,000,000
69310 Sewer Bond Construction	40,423,214	121,500,000	168,391,981	190,727,825	0	0	0	190,727,825
<b>Subtotal</b>	<b>\$95,295,911</b>	<b>\$196,500,000</b>	<b>\$299,747,098</b>	<b>\$275,727,825</b>	<b>\$0</b>	<b>\$0</b>	<b>\$0</b>	<b>\$275,727,825</b>
<b>TOTAL</b>	<b>\$961,097,877</b>	<b>\$905,742,370</b>	<b>\$2,760,377,208</b>	<b>\$1,043,194,420</b>	<b>\$221,000,000</b>	<b>\$353,314,765</b>	<b>\$0</b>	<b>\$468,879,655</b>

<sup>1</sup> The sale of bonds is presented here for planning purposes. Actual bond sales are based on cash needs in accordance with Board policy.

<sup>2</sup> Other financing includes developer contributions and payments, sewer system revenues, transfers from other funds, pro rata deposits, special revenue funds, and fund balances.

<sup>3</sup> Reflects the capital construction portion of total expenditures.

<sup>4</sup> As part of the FY 2010 Adopted Budget Plan, a service district was created to support stormwater management operating and capital requirements, as authorized by Code of Virginia Ann. sections 15.2-2400.

<sup>5</sup> Reflects capital construction portion of Metro expenses net of State Aid.

**FY 2021 FUNDED CAPITAL PROJECTS**  
**(For additional information see referenced Fund narratives)**

Fund	Project Name	Project	FY 2021 Advertised Total	General Fund	General Obligation Bonds	Athletic Services Fee	Sewer Revenues	Stormwater Revenues	Affordable Housing Development and Investment	Commercial and Industrial Revenues	Other Revenues
30000	Metro Operations and Construction Contribution	N/A	\$38,000,000		\$38,000,000						
30010	ADA Compliance - FMD	GF-000001	\$300,000	\$300,000							
30010	ADA Compliance - Housing	HF-000036	\$50,000	\$50,000							
30010	ADA Compliance - Parks	PR-000083	\$300,000	\$300,000							
30010	Athletic Field Maintenance	2G51-002-000	\$2,700,000	\$2,700,000							
30010	Athletic Fields – APRT Amenity Maintenance	2G79-220-000	\$50,000	\$50,000							
30010	Athletic Fields - FCPS Lighting	PR-000082	\$250,000	\$250,000							
30010	Athletic Fields - Park Maintenance at FCPS	2G51-001-000	\$2,069,713	\$2,069,713							
30010	Athletic Services Fee - Custodial Support	2G79-219-000	\$275,000			\$275,000					
30010	Athletic Services Fee - Diamond Field Maintenance	2G51-003-000	\$1,000,000	\$750,000		\$250,000					
30010	Athletic Services Fee - Sports Scholarships	2G79-221-000	\$150,000	\$75,000		\$75,000					
30010	Athletic Services Fee - Turf Field Development	PR-000080	\$75,000			\$75,000					
30010	Athletic Services Fee - Turf Field Replacement	PR-000097	\$2,250,000	\$1,450,000		\$800,000					
30010	Developer Defaults	2G25-020-000	\$300,000	\$200,000							\$100,000
30010	NOVA Community College Contribution	2G25-013-000	\$2,578,450	\$2,578,450							
30010	NVRPA Contribution	2G06-003-000	\$3,000,000		\$3,000,000						
30010	Parks - Building/Structures Reinvestment	PR-000109	\$925,000	\$925,000							
30010	Parks - Infrastructure/Amenities Upgrade	PR-000110	\$815,000	\$815,000							
30010	Parks - Ground Maintenance	2G51-006-000	\$476,000	\$476,000							
30010	Parks-Preventative Maintenance And Inspections	2G51-007-000	\$484,000	\$484,000							
30010	Payments Of Interest On Bond Deposits	2G06-002-000	\$100,000	\$100,000							
30010	Reinvestment and Repairs to County Roads	2G25-021-000	\$800,000	\$800,000							
30010	Revitalization Maintenance	2G25-014-000	\$1,410,000	\$1,410,000							
30010	SACC Contribution	2G25-012-000	\$1,000,000	\$1,000,000							
30010	Salona Property Payment	2G06-001-000	\$787,642	\$787,642							
30010	Survey Control Network Monumentation	2G25-019-000	\$95,000	\$95,000							
30015	Composting at Government Offices	2G02-027-000	\$12,000	\$12,000							
30015	Efficiency Improvements at Historic Houses	PR-000128	\$50,000	\$50,000							
30015	Energy Masters at Low-Income Properties	GF-000057	\$91,385	\$91,385							
30015	Environmental Outreach Program	2G02-030-000	\$7,115	\$7,115							
30015	Green Purchasing Program	2G02-028-000	\$10,000	\$10,000							
30015	HVAC Controls at Unstaffed Park Facilities	PR-000129	\$110,000	\$110,000							
30015	Magnolia Bog Restoration	PR-000130	\$86,000	\$86,000							
30015	Meadow Restorations	PR-000131	\$272,000	\$272,000							
30015	Natural Landscaping	GF-000058	\$130,000	\$130,000							

**FY 2021 FUNDED CAPITAL PROJECTS**  
**(For additional information see referenced Fund narratives)**

Fund	Project Name	Project	FY 2021 Advertised Total	General Fund	General Obligation Bonds	Athletic Services Fee	Sewer Revenues	Stormwater Revenues	Affordable Housing Development and Investment	Commercial and Industrial Revenues	Other Revenues
30015	Parks Invasive Management Area Program	2G02-029-000	\$250,000	\$250,000							
30015	Permeable Athletic Court	GF-000059	\$156,000	\$156,000							
30015	Pollinator Meadow	GF-000060	\$45,500	\$45,500							
30015	Watershed and Energy Funding	2G02-031-000	\$75,000	\$75,000							
30015	Zero Waste Certification	2G02-032-000	\$5,000	\$5,000							
30060	Reinvestment and Repairs to County Walkways	2G25-057-000	\$700,000	\$700,000							
30300	Affordable/Workforce Housing	2H38-072-000	\$1,223,750						\$1,223,750		
30300	Bridging Affordability Program	2H38-084-000	\$3,000,000						\$3,000,000		
30300	Crescent Apartments Debt Service	2H38-075-000	\$2,629,188						\$2,629,188		
30300	Housing Blueprint Project	2H38-180-000	\$32,543,287						\$32,543,287		
30300	Little River Glen IV	HF-000116	\$591,000						\$591,000		
30300	Wedgewood Debt Service	2H38-081-000	\$5,753,775						\$5,753,775		
40000	Mid-Life Overhaul	TF-000040	\$2,875,000								\$2,875,000
40000	Shop Equipment	TF-000051	\$150,000								\$150,000
40000	Silver Line Snow Removal Equipment	TF-000050	\$160,000								\$160,000
40000	Springfield CBD Park-N-Ride Lot	TF-000022	\$150,000								\$150,000
40000	West Ox Maintenance Renovation	TF-000049	\$210,000								\$210,000
40010	Construction Reserve	2G40-001-000	\$16,611,127							\$16,611,127	
40010	Construction Reserve NVTA 30%	2G40-107-000	\$17,191,521							\$17,191,521	
40010	Herndon NVTA 30% Capital	2G40-105-000	\$847,460							\$847,460	
40010	Metro Capital Transfer NVTA 30%	2G40-164-000	\$14,000,000							\$14,000,000	
40010	Vienna NVTA 30% Capital	2G40-106-000	\$564,350							\$564,350	
40050	RCC-CenterStage Theatre Enhancements	CC-000008	\$150,000								\$150,000
40050	RCC-Facility Enhancements	CC-000002	\$80,000								\$80,000
40050	Reston Community Center Improvements	CC-000001	\$72,000								\$72,000
40100	Conveyance System Inspection/Development	2G25-028-000	\$2,000,000					\$2,000,000			
40100	Conveyance System Rehabilitation	SD-000034	\$7,000,000					\$7,000,000			
40100	Dam & Facility Maintenance	2G25-031-000	\$5,000,000					\$5,000,000			
40100	Dam Safety and Facility Rehabilitation	SD-000033	\$6,000,000					\$6,000,000			
40100	Emergency and Flood Response Projects	SD-000032	\$5,000,000					\$5,000,000			
40100	NVSWCD Contributory	2G25-007-000	\$554,811					\$554,811			
40100	Occoquan Monitoring Contributory	2G25-008-000	\$172,138					\$172,138			
40100	Stormwater Allocation to Towns	2G25-027-000	\$800,000					\$800,000			
40100	Stormwater Regulatory Program	2G25-006-000	\$4,000,000					\$4,000,000			
40100	Stream and Water Quality Improvements	SD-000031	\$26,737,251					\$26,737,251			

### FY 2021 FUNDED CAPITAL PROJECTS (For additional information see referenced Fund narratives)

Fund	Project Name	Project	FY 2021 Advertised Total	General Fund	General Obligation Bonds	Athletic Services Fee	Sewer Revenues	Stormwater Revenues	Affordable Housing Development and Investment	Commercial and Industrial Revenues	Other Revenues
40140	Newington Refuse Facility Enhancements	SW-000001	\$500,000								\$500,000
40150	I-66 Landfill Methane Gas Recovery	SW-000029	\$1,000,000								\$1,000,000
40150	I-66 Transport Study/Site Redevelopment	SW-000024	\$750,000								\$750,000
40170	Landfill Closure	SW-000019	\$600,000								\$600,000
40170	Landfill Environmental Compliance	SW-000016	\$500,000								\$500,000
40170	Landfill Leachate Facility	SW-000018	\$300,000								\$300,000
40170	Landfill Lot B Redesign	SW-000020	\$500,000								\$500,000
40170	Landfill New Service Road	SW-000027	\$500,000								\$500,000
40170	Methane Gas Recovery	SW-000014	\$50,000								\$50,000
40170	Operation Building Renovation	SW-000015	\$50,000								\$50,000
40170	Transfer/Materials Recovery Fac	SW-000022	\$300,000								\$300,000
40300	ADU Acquisitions	HF-000093	\$300,000								\$300,000
40300	Land/Unit Acquisition	2H38-066-000	\$211,782								\$211,782
40300	MIDS Resale	2H38-220-000	\$2,500,000								\$2,500,000
40300	Rehabilitation of FCRHA Properties	2H38-068-000	\$500,000								\$500,000
40300	Undesignated Housing Trust Fund	2H38-060-000	\$150,000								\$150,000
69300	Alexandria WWTP Upgrades and Rehabilitation	WW-000021	\$5,707,000				\$5,707,000				
69300	Arlington WWTP Rehabilitation	WW-000020	\$1,173,000				\$1,173,000				
69300	Blue Plains WWTP Upgrades and Rehabilitation	WW-000022	\$10,379,000				\$10,379,000				
69300	Collection System Replacement and Rehabilitation	WW-000007	\$200,000				\$200,000				
69300	Extension and Improvement Projects	WW-000006	\$1,000,000				\$1,000,000				
69300	Force Main Rehabilitation	WW-000008	\$1,000,000				\$1,000,000				
69300	Gravity Sewer Capacity Improvements	WW-000032	\$15,612,000				\$15,612,000				
69300	Gravity Sewers	WW-000028	\$10,167,000				\$10,167,000				
69300	Integrated Sewer Metering (WW-000005)	WW-000005	\$878,000				\$878,000				
69300	Large Diameter Pipe Rehabilitation and Replacement	WW-000026	\$1,000,000				\$1,000,000				
69300	Noman Cole Treatment Plant Renewal	WW-000009	\$30,000,000				\$30,000,000				
69300	Pumping Station Rehabilitation	WW-000001	\$6,884,000				\$6,884,000				
69300	Sewer Sag Program	WW-000024	\$1,000,000				\$1,000,000				
69310	Noman Cole Treatment Plant Renovations	WW-000017	\$150,000,000				\$150,000,000				
69310	Noman Cole Treatment Plant Upgrades	WW-000016	\$40,727,825				\$40,727,825				
S31000	Public School Construction	N/A	\$203,770,390		\$180,000,000						\$23,770,390
<b>Total</b>			<b>\$706,517,460</b>	<b>\$19,665,805</b>	<b>\$221,000,000</b>	<b>\$1,475,000</b>	<b>\$275,727,825</b>	<b>\$57,264,200</b>	<b>\$45,741,000</b>	<b>\$49,214,458</b>	<b>\$36,429,172</b>