

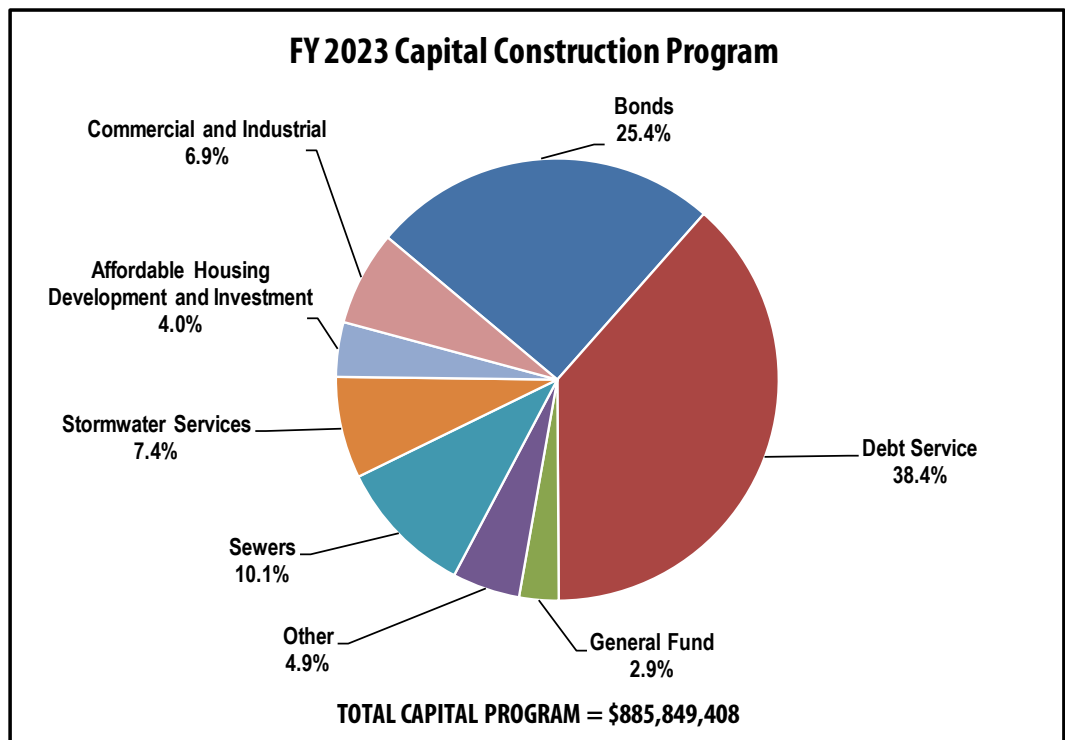
# Capital Projects Overview

## Summary of Capital Construction Program

The Capital Construction Program of Fairfax County is organized to meet the existing and anticipated future needs of the citizens of the County and to enable the County government to provide necessary services. The Capital Construction Program (other than sanitary sewer construction and solid waste projects) is primarily financed through transfers from the General Fund and the sale of General Obligation Bonds. Supplementing the General Fund and General Obligation Bond monies are additional funding sources including Economic Development Authority (EDA) bonds, federal and state grants, contributions, and tax revenues from special revenue districts.

The Fairfax County Capital Construction Program includes but is not limited to construction of both new and renovated school facilities, park facilities, transportation facilities, libraries, trails/sidewalks, fire stations, government centers with police substations, stormwater management facilities, athletic fields, housing units to provide affordable housing opportunities to citizens, commercial revitalization initiatives, and infrastructure replacement and upgrades at County facilities. In addition, the Program includes contributions and obligations in support of the capital construction.

Funding in the amount of \$885,849,408 is included in FY 2023 for the County's Capital Construction Program. Of this amount, \$340,052,647 is included for debt service and \$545,796,761 is included for capital expenditures. The source of funding for capital expenditures includes: \$25,495,773 from the General Fund; \$225,000,000 in General Obligation Bonds; \$89,000,000 in sewer system revenues; \$35,386,000 in revenues supporting the Affordable Housing Program; \$65,879,740 in Stormwater Services revenue; \$61,275,204 in Commercial and Industrial tax revenues; and \$43,760,044 in financing from various other sources. Other sources of financing include, but are not limited to, transfers from other funds, pro rata share deposits, user fees, developer contributions and/or payments.



## General Fund Support

In FY 2023, an amount of \$25,495,773 is supported by the General Fund for capital projects. This includes an amount of \$18,438,773 for commitments, contributions, and facility maintenance and \$7,057,000 for Paydown projects. The Paydown program has been redesigned at the request of the Board of Supervisors to exclude those projects that are on-going maintenance projects or annual contributions. Paydown includes infrastructure replacement and upgrades, ADA compliance, athletic field improvements, and other capital improvements. The FY 2023 General Fund Capital Program represents an increase of \$6,817,728 from the FY 2022 Adopted Budget Plan. This increase is primarily attributed to an adjustment of \$3,948,694 associated with funding for maintenance and snow removal previously budgeted in Agency 87, Unclassified Administrative Expenses – Public Works Programs. This funding has been moved to a capital fund to provide more transparency and the carryforward of balances at year-end and has no net impact to the General Fund. In addition, the General Fund Supported Capital Program includes \$2,500,000 associated with the Joint CIP Committee recommendations and \$369,034 in other projects adjustments.

The FY 2023 General Fund Supported Program is illustrated below:


FY 2023 Capital Construction/Paydown Summary*			
	Commitments, Contributions, and Facility Maintenance	Paydown	Total General Fund Support
ADA Improvements	\$0	\$350,000	\$350,000
Athletic Field Maintenance and Sports Projects	\$5,279,338	\$1,700,000	\$6,979,338
Developer Defaults	\$0	\$200,000	\$200,000
Environmental Initiatives	\$1,298,767	\$0	\$1,298,767
Maintenance, Snow Removal, and Contributions	\$3,948,694	\$0	\$3,948,694
Other Payments and Contributions	\$4,407,974	\$0	\$4,407,974
Park Inspections, Maintenance, and Infrastructure Upgrades	\$1,094,000	\$1,807,000	\$2,901,000
Reinvestment/Repairs to County Roads and Walkways	\$0	\$1,500,000	\$1,500,000
Revitalization Area Maintenance	\$1,410,000	\$0	\$1,410,000
<i>Subtotal</i>	<i>\$17,438,773</i>	<i>\$5,557,000</i>	<i>\$22,995,773</i>
Joint CIP Committee Recommendations			
CIP Feasibility Studies	\$1,000,000	\$0	\$1,000,000
County Infrastructure Replacement and Upgrades	\$0	\$1,500,000	\$1,500,000
<i>Subtotal</i>	<i>\$1,000,000</i>	<i>\$1,500,000</i>	<i>\$2,500,000</i>
<b>Total General Fund Support</b>	<b>\$18,438,773</b>	<b>\$7,057,000</b>	<b>\$25,495,773</b>

\* Reflects General Fund support. Other funding sources, such as dedicated revenue and bond funding, are not included in these totals.

# Capital Projects Overview

It should be noted that in recent years, the Board of Supervisors has approved additional one-time funds for the Paydown Program as part of both the Third Quarter and Carryover Reviews. In addition, to funding approved at quarterly reviews, the Board has allocated available year-end funds to the Capital Sinking Fund. The Capital Sinking Fund is populated each year as part of the Carryover Review and has been based on 20 percent of the available year-end balances. Funding provides for infrastructure replacement and upgrades, such as facility roofs, electrical systems, HVAC and reinvestment in trails, pedestrian bridges, and other infrastructure requirements. The Joint CIP Committee has recommended an increase in the allocation to 30 percent and inclusion of the Fairfax County Public Schools in the allocation. This change is anticipated to be included in the *FY 2022 Carryover Review*.

The graph below depicts the level of Paydown funding between FY 2014 and FY 2023. The decrease beginning in FY 2017 is associated with the revised definition of the Paydown program.



Specifics of the FY 2023 General Fund Supported Program include:

### Americans with Disabilities Act (ADA) Compliance

FY 2023 funding in the amount of \$350,000 is included for the continuation of Americans with Disabilities Act (ADA) improvements, which is consistent with the FY 2022 Adopted Budget Plan. Specific funding levels in FY 2023 include:

- Funding in the amount of \$50,000 is included for the continuation of ADA improvements at Housing facilities required as facilities age and change. Funding will provide flexibility to accommodate emerging needs.

- Funding in the amount of \$300,000 is included for the continuation of Park Authority ADA improvements. The Park Authority continues to work to improve ADA compliance including adjustments required to parking lots, curb cuts, restrooms, athletic field seating and picnic shelter access.

### Athletic Field Maintenance and Sports Projects

FY 2023 funding in the amount of \$8,454,338 is included for the athletic field maintenance and sports program which represents an increase of \$239,000 from the FY 2022 Adopted Budget Plan funding level. This increase includes \$89,000 for athletic field maintenance requirements at the new Patriot Park North Complex and increased funding of \$150,000 to support additional Youth Sports Scholarships. Total FY 2023 funding is supported by a General Fund transfer of \$6,979,338 and estimated revenue generated from the Athletic Services Fee in the amount of \$1,475,000. Of the Athletic Services Fee total, \$800,000 will be dedicated to the turf field replacement program, \$275,000 will be dedicated to custodial support for indoor sports organizations, \$250,000 will be dedicated to maintenance of school athletic fields, \$75,000 will be dedicated to synthetic turf field development, and \$75,000 will partially fund the Youth Sports Scholarship Program. The Athletic Service Fee revenue is based on a rate of \$5.50 per participant per season and \$15 for tournament team fees for diamond field users and indoor gym users and a rate of \$8.00 per participant per season and \$50 tournament team fees for rectangular fields users. The rate for rectangular field users specifically supports the turf field replacement fund. Specific funding levels in FY 2023 include:

- An amount of \$50,000 is included for routine maintenance of girls' softball field amenities on select FCPS sites. These amenities, such as dugouts, fencing, and irrigation systems, were added or constructed by the County based on recommendations from the citizen-led Action Plan Review Team (APRT) in order to reduce disparities in the quality of fields assigned to boys' baseball and girls' softball organizations. Routine maintenance is necessary both to maintain equity and to ensure safety. For five years, funding of \$200,000 was provided to support Girls' Fast Pitch Field Maintenance improvements to various girls' softball fields throughout the County as requested by the Fairfax Athletic Inequities Reform (FAIR). FY 2023 funding will provide maintenance to the improvements and amenities previously made to girls' softball fields. This project is supported entirely by the General Fund and coordinated by the Department of Neighborhood and Community Services.
- An amount of \$1,465,338 provides for contracted services to improve the condition of athletic fields scheduled for community use at Fairfax County Public Schools (FCPS) elementary schools, middle schools, high schools, and centers. Maintenance responsibilities include mowing, annual aeration/over-seeding, grooming and synthetic field maintenance. Per a recent agreement with FCPS, 44 additional FCPS synthetic fields have been added to the inventory to provide safe athletic fields needed for community use that the Park Authority does not own. This effort is supported entirely by the General Fund and is managed by the Park Authority.
- An amount of \$250,000 is included to continue the replacement and upgrading of FCPS athletic field lighting systems at middle and high schools used by many County organizations. Funding supports a replacement and repair schedule, as well as improvements to bring existing lighting systems up to new standards. FY 2023 funding supports the replacement and repair for one field's existing lighting system. This project is supported entirely by the General Fund and coordinated by the Department of Neighborhood and Community Services.

## Capital Projects Overview

- An amount of \$2,789,000 is included for athletic field maintenance and repairs, irrigation repairs, lighting repairs, turf maintenance, utility costs, and capital equipment replacement costs. The Park Authority is responsible for full-service maintenance on 260 athletic fields, of which 44 are synthetic turf and 216 are natural turf. In addition, the field inventory includes 117 lighted and 115 irrigated fields. The fields are used by more than 200 youth and adult sports organizations as well as Fairfax County citizens. This effort is supported entirely by the General Fund and is managed by the Park Authority.
- An amount of \$1,000,000 is dedicated to the maintenance of diamond fields at FCPS and is partially supported by revenue generated by the Athletic Services Fee. This funding supports contracted maintenance aimed at High School sites, athletic field renovations, and irrigation maintenance of non-Park Authority athletic fields. All field maintenance is coordinated between the Park Authority and the Department of Neighborhood and Community Services. Of the total funding, an amount of \$250,000 is included for this program based on the FY 2023 projection of revenue generated from the Athletic Services Fee and \$750,000 is supported by the General Fund.
- An amount of \$275,000 is included for custodial support for indoor gyms used by sports organizations. The use of FCPS indoor facilities on the weekend requires FCPS to schedule a school system employee to open and close the facility and provide custodial support. Revenue generated from the Athletic Services Fee is used to provide payment for FCPS staff, eliminating the need for indoor sports organizations to pay the hourly rate previously charged. This project is entirely supported by revenue generated from the Athletic Services Fee and is managed by the Department of Neighborhood and Community Services.
- An amount of \$300,000 is included for the Youth Sports Scholarship Program. The Youth Sports Scholarship Program provides support to youth from low-income families who want to participate in community-based sports programs. Of the total funding, an amount of \$75,000 is included for this program based on the FY 2023 projection of revenue generated from the Athletic Services Fee, and \$225,000 is supported by the General Fund.
- An amount of \$75,000 is included to support the development of synthetic turf fields. Fields are chosen through a review process based on the need in the community, projected community use and the field location and amenities. This effort is coordinated between the Park Authority and the Department of Neighborhood and Community Services, and funding is provided from revenue generated from the Athletic Services Fee.
- An amount of \$2,250,000 is included for the turf field replacement program in FY 2023. Funding of \$800,000 is supported by Athletic Service Fee revenue and \$1,450,000 is supported by the General Fund. There is a total of 98 synthetic turf fields throughout the County, of which 24 are FCPS stadium fields and 74 are County Parks/FCPS non-stadium fields. There are over 130,000 youth and adult participants annually that benefit from rectangular turf fields. Funding is required to address the growing need for field replacement and to support a 10-year replacement schedule for the current inventory. If turf fields are not replaced when needed, they may need to be closed for safety reasons. Most manufacturers provide an 8-year warranty for a properly maintained synthetic turf field; however, it is a generally accepted practice to assume a life expectancy of the synthetic turf field of up to 10 years. For planning purposes, the County adopted an annual budget estimate of a little more than half of the installation funding, which is a generally accepted practice for the industry.

## Developer Defaults

Funding of \$200,000 is included to support the Developer Default program in FY 2023 and is consistent with the FY 2022 Adopted Budget Plan level. This project is necessitated by economic conditions surrounding the construction industry that result in some developers not completing required public facilities, including acceptance of roads by the state, walkways, and storm drainage improvements. The costs of providing these improvements may be offset by the receipt of developer default revenues from developer escrow and court judgements and/or compromise settlements. General Fund support of the program is necessary due to the time required between the construction of the improvements and the recovery of the bonds through legal action or when the developer default revenue is not sufficient to fund the entire cost of the project.

## Environmental Initiatives

FY 2023 funding of \$1,298,767 is included for environmental initiatives and is consistent with the FY 2022 Adopted Budget Plan level. FY 2023 EIP projects were selected based on a process supported by the Environmental Quality Advisory Council (EQAC) and provide for a variety of environmental initiatives. The EIP selection process includes the submission of project proposals by County agencies, review of those proposals pursuant to program criteria, and identification of projects for funding. Energy Strategy projects have typically been funded using one-time savings available at budget quarterly reviews. Specific EIP projects and funding levels in FY 2023 include:

- An amount of \$363,250 is included for a new urban green space in an underutilized portion of County property in central Annandale, located in the Annandale Commercial Revitalization District. The development of this green space is the result of significant community and inter-departmental collaboration, and will promote numerous objectives, including addressing the disproportionate impacts of heat island effect through enhancements of existing County property into a more environmentally sustainable and usable community asset. Enhancements include a civic plaza, a multi-functional and flexible lawn area, a children's educational garden, native landscaping, a reduction in impervious surface and stormwater improvements, and a network of accessible paths that will connect residential neighborhoods and the commercial core of central Annandale. The goals and objectives of this urban green space strongly align with numerous County priorities, including the Environmental Vision, the policies of One Fairfax, and the long-range development vision for Annandale. Further, this initiative positively addresses County priorities related to stormwater management, tree canopy coverage, and climate resilience.
- An amount of \$96,000 is included for the HomeWise energy education and outreach program at low- and moderate-income housing in Fairfax County. HomeWise is intended to educate, empower, and enable low- and moderate-income residents to lower their utility bills by reducing their energy and water use. The program emphasizes relationship-building between qualified volunteers and specific communities in the County where energy-efficiency improvements and changes to daily behaviors are likely to have the greatest impact. The program also includes an educational component focused on school-age children to help them make smart choices about their resource use starting at a young age.
- An amount of \$11,800 is included for the Composting Program at Fairfax County government offices managed by an employee volunteer group. Each participating department receives a compost bin to place in its office kitchenette, which is removed on a weekly basis for off-site composting.
- An amount of \$97,290 is included to upgrade 38 water fountains at over 25 Park Authority locations. The upgrades will address several issues including false sensor activation and the need for bottle-filling for the public. Upgrading the water fountains will conserve both water and



the electricity used to operate the stations. The installation of bottle-filling stations encourages the use of reusable water bottles, thereby reducing the amount of waste associated with single-use plastic water bottles at park sites. Additionally, with their downward-facing nozzles, the bottle-filling stations reduce the potential for contaminants in the water stream.

- An amount of \$350,000 is included to support the Invasive Management Area (IMA) Program. The Park Authority manages this volunteer program which supports invasive plant removal initiatives. These initiatives restore hundreds of acres of important natural areas, protect tree canopy, and reach thousands of volunteers. Approximately 20,000 to 22,000 trained volunteers have contributed between 67,000 and 80,000 hours of service annually since the program's inception in 2005, improving over 1,000 acres of parkland. These activities ensure ecological integrity of natural areas and prevent further degradation of their native communities. This funding level represents an increase of \$50,000 from the FY 2022 Adopted Budget Plan and will help continue to implement portions of unfunded treatment areas and control non-native invasive vegetation in natural areas.
- An amount of \$40,000 is included for the Parks program, "Watch the Green Grow" (WTTG). This education and outreach program aims to protect and expand park buffer zones by encouraging residents to adopt green yard care practices on private property, including erosion control, the removal of invasive plants, reductions in fertilizer and pesticide use, and the planting of native plants and trees. WTTG also teaches 4<sup>th</sup> and 5<sup>th</sup> grade students about watersheds, native and invasive plants, and biodiversity.
- An amount of \$102,927 is included for the first phase of a three-year project to fund a multi-agency water chestnut early detection rapid response control program. This project is intended to suppress the spread and reduce the fruiting of an invasive species commonly known as water chestnut. This plant grows in dense, unsightly mats and impacts the functionality and aesthetics of ponds, including stormwater facilities. EIP funding will support engagement efforts with private pond owners and operators and the suppression of water chestnut plants at up to 30 infested ponds on property owned by the Park Authority, Homeowners Associations, or places of worship.
- An amount of \$59,500 is included for the printing and distribution of 85,000 full vinyl stickers to be applied to recycling bins and carts that will help residents to make sustainable choices when recycling unwanted items. This outreach program will provide stickers to residents, multi-family buildings, and Homeowner Associations throughout the county, and will help residents quickly check to see if the items being discarded are recyclable. The stickers use pictures to illustrate what should and should not be placed in the recycling receptacle and include explanatory text in both English and Spanish. This educational program is expected to help reduce the amount of garbage in the recycling stream, thereby reducing costs and leading to higher prices for cleaner recycled material.
- An amount of \$178,000 is included to continue to support the Electric Vehicle (EV) Charging Stations Program. The County continues to install EV stations and this infrastructure will be available for use by employees, patrons, and the public. The specific number of charging stations funded will depend on the needs of the sites and the types of charging stations selected. The purchase of EV stations supports the Board's updated Environmental Vision, Carbon Neutral Counties Declaration, and Operational Energy Strategy, which envision the transition from gasoline-powered passenger vehicles to hybrid-electric and electric vehicles. This funding level represents an increase of \$31,808 from the FY 2022 Adopted Budget Plan; however, most of the infrastructure support for this program is provided at year-end.

### Maintenance, Snow Removal, and Contributions

FY 2023 funding of \$3,948,694 has been included for DPWES maintenance, snow removal and other contributions. This funding level represents an increase to the capital program from the FY 2022 Adopted Budget Plan associated with funding for maintenance and snow removal previously budgeted in Agency 87, Unclassified Administrative Expenses – Public Works Programs. This funding has been moved to a capital fund to provide more transparency and the carryforward of balances at year-end and has no net impact to the General Fund. Specific projects include:

- Funding of \$2,000,000 is included to support the Maintenance and Stormwater Management Division within DPWES that provides emergency response and snow removal from all County owned and maintained facilities. These facilities include fire stations, police stations, mass transit facilities, government centers, libraries, health centers, and community centers. The program also provides equipment, labor, and technical support to the Fire and Rescue Department, Police Department, Health Department, and other agencies in response to other emergencies such as hazardous material spills and demolition of unsafe structures. Funding was previously budgeted in Agency 87, Unclassified Administrative Expenses – Public Works Programs; however, to provide more transparency and the carryforward of balances at year-end, funding is now included within the capital program.
- An amount of \$1,411,916 is included to support the Maintenance and Stormwater Management Division within DPWES that provides transportation operations maintenance. This division maintains transportation facilities such as commuter rail stations, park-and-ride lots, bus transit stations, bus shelters, and roadway segments that have not been accepted into the Virginia Department of Transportation (VDOT). Other transportation operations maintenance services include maintaining public street name signs as well as repairing trails, sidewalks, and pedestrian bridges, which are maintained to Americans with Disabilities Act (ADA) standards. Funding was previously budgeted in Agency 87, Unclassified Administrative Expenses – Public Works Programs; however, to provide more transparency and the carryforward of balances at year-end, funding is now included within the capital program.
- Funding of \$120,000 is included to support refuse collection and disposal services to citizens, communities, and County agencies through Solid Waste General Fund programs consisting of the Community Cleanups, Court/Board-directed Cleanups, Health Department Referrals, and Eviction Programs. Funding was previously budgeted in Agency 87, Unclassified Administrative Expenses – Public Works Programs; however, to provide more transparency and the carryforward of balances at year-end, funding is now included within the capital program.
- Funding of \$416,778 is included to support the Colchester Wastewater Treatment Facility for annual wastewater treatment services in the Harborview community. The sewer treatment plant serving the Harborview residents is a private operator. The plant bills Fairfax County and in turn, Fairfax County bills each resident using County sewer rates. Funding was previously budgeted in Agency 87, Unclassified Administrative Expenses – Public Works Programs; however, to provide more transparency and the carryforward of balances at year-end, funding is now included within the capital program.



## Other Payments and Contributions

Other payments and contributions total \$4,407,974 in FY 2023. This level of funding represents a decrease of \$70,966 based on actual payments and requirements including:

- Funding of \$2,578,867 is included for the Northern Virginia Community College (NVCC) representing the per capita rate of \$2.25 and a population figure of 1,146,163 for Fairfax County provided by the Weldon Cooper Center. The FY 2023 funding level represents an increase of \$5,930 due to a slight increase in the County's population estimate. The NVCC has indicated that all capital funds will be directed to the Early College and Workforce Education Programs and Workforce Credential Exams. Funding for capital construction projects will continue using balances that exist from previous year's contributions.
- Funding of \$734,107 is included for the annual payment associated with the Salona property based on the Board of Supervisors' approval of the purchase of this conservation easement on September 26, 2005. The total cost of the property is \$18.2 million with payments scheduled through FY 2026.
- Funding of \$1,000,000 is included for the County's annual contribution to offset school operating and overhead costs associated with School-Age Child Care (SACC) Centers.
- An amount of \$95,000 is included to support the annual maintenance of geodetic survey control points for the Geographic Information System (GIS). This funding level is based on actual requirements in recent years. This project also supports the development and maintenance of an interactive, GIS-based website that will provide convenient and cost effective monumentation information to the County's land development customers.

## Park Inspections, Maintenance, and Infrastructure Upgrades

FY 2023 funding in the amount of \$2,901,000 is included for maintenance of Park facilities and grounds and represents an increase of \$201,000 from the FY2022 Adopted Budget Plan funding level. This additional funding is associated with maintenance of 165 acres in additional park land acquired since FY 2018 for which there was no corresponding increase in maintenance funding. The Park facilities maintained with General Fund monies include but are not limited to rental properties, historic properties, nature centers, maintenance facilities, sheds, shelters, and office buildings. Park priorities are based on the assessment of current repair needs including safety and health issues, facility protection, facility renewal, and improved services. In addition, Park maintenance requirements are generated through scheduled preventative maintenance or from user requests for facility alterations. Without significant reinvestment in buildings and grounds, older facilities can fall into a state of ever decreasing condition and functionality, resulting in increased maintenance and repair costs in the future. Preventative maintenance and repair work is required for roofs, heating, ventilation, and air conditioning (HVAC), electrical and lighting systems, fire alarm systems, and security systems. Funding is essential to maintenance, repairs and building stabilization, including infrastructure replacement and upgrades at 561,971 square feet of non-revenue supported Park Authority structures and buildings. Specific Park maintenance funding in FY 2023 includes:

### Facility Maintenance

- An amount of \$543,000 is provided for annual grounds maintenance requirements at non-revenue supported parks. The Park Authority is responsible for the care of a total park acreage of 23,632 acres of land, with 420 park site locations. This funding is used for mowing and other grounds maintenance, as well as arboreal services. Arboreal services are provided in response to Park staff and citizens' requests and include pruning,

inspection, and removal of trees within the parks. There has been a rise in staff responses to requests for the inspection and removal of hazardous or fallen trees within the parks and those that may pose a threat to private properties.

- An amount of \$551,000 is included to provide corrective and preventive maintenance and inspections at over 561,971 square feet at non-revenue supported Park Authority structures and buildings. This maintenance includes the scheduled inspection and operational maintenance of HVAC, plumbing, electrical, security and fire alarm systems. This funding is critical in order to prevent the costly deterioration of facilities due to lack of preventative maintenance.

### Infrastructure Replacement and Upgrades (Paydown)

- An amount of \$925,000 is included for general park infrastructure replacement and upgrades at non-revenue supported Park facilities. Repairs and replacements support building systems at or beyond life expectancy which are experiencing significant annual maintenance. These requirements include various roof replacements and/or major repairs to outdoor public restrooms and picnic shelters (\$200,000), replacement of fire and security systems at historic sites, nature centers, and maintenance facilities including the addition of freeze and water monitoring sensors to several historic sites (\$125,000), replacement of windows, doors, and siding at picnic shelters, outdoor restrooms, and historic sites (\$150,000), replacement of HVAC equipment at nature centers, visitor centers, and maintenance shops (\$250,000), and the stabilization or repairs of buildings at properties conferred to the Park Authority (\$200,000).
- An amount of \$882,000 is included to provide improvements and repairs to park facilities and amenities including playgrounds, trails and bridges, athletic courts, fences, picnic shelters, parking lots, and roadways. In addition, funding will provide for annual reinvestment to 334 miles of trails and replacement of un-repairable wooden bridges with fiber glass bridges to meet County code.

### Reinvestment/Repairs to County Roads and Walkways

FY 2023 funding of \$1,500,000 is consistent with the FY 2022 Adopted Budget Plan and includes the following:

- An amount of \$500,000 is included for the Reinvestment, Repair, and Emergency Maintenance of County Roads. The County is responsible for 38 miles of roadways not maintained by VDOT. Annual funding supports pothole repair, drive surface overlays, subgrade repairs, curb and gutter repairs, traffic and pedestrian signage repairs, hazardous tree removal, grading, snow and ice control, minor ditching and stabilization of shoulders, and drainage facilities. In 2015, a Rinker Study was conducted in order to build an accurate inventory and condition assessment of County-owned roads and service drives and identified an amount of \$4,000,000 in reinvestment funding required for the roadways with the most hazardous conditions. The Sinking Fund allocation has provided \$8.2 million to date for reinvestment in the most critical needs and continues to provide for roads that have been identified as deteriorating. In addition, a 5-year plan was developed identifying annual emergency funds to increase over time to a level of \$900,000 by FY 2021. Based on the pace of spending to date and identified project requirements, funding of \$900,000 has not been approved annually. Funding of \$500,000, a decrease of \$200,000 from the FY 2022 Adopted Budget Plan, is included in FY 2023. This decrease is based on available project

balances and a redirection of \$200,000 to the Walkway Reinvestment project to support an updated assessment study.

- In FY 2023, \$1,000,000 is included to meet emergency and critical infrastructure requirements for County trails, sidewalks, and pedestrian bridges. Annual repairs include the correction of safety and hazardous conditions such as damaged trail surfaces, retaining wall failures, handrail repairs, and the rehabilitation of bridges. The Department of Public Works and Environmental Services (DPWES) and the Fairfax County Department of Transportation are responsible for the infrastructure replacement and upgrades of 662 miles of walkways and 78 pedestrian bridges. In 2013, a Rinker Study was conducted in order to build an accurate inventory and condition assessment of County walkways and revealed that there were approximately 10 miles of trails in extremely poor condition requiring \$3,000,000 in initial reinvestment. The Capital Sinking Fund allocation has provided \$10.3 million to date for reinvestment in these most critical trail needs and continues to provide for trails that have since been identified as deteriorating. The Rinker Study did not include an assessment of pedestrian bridges and sinking fund allocations have enabled repairs in this area. In addition, a 5-year plan was developed identifying annual emergency funds to increase over time to a level of \$800,000 by FY 2021. FY 2023 funding of \$800,000 is consistent with the Rinker Study plan and an additional \$200,000 is provided to initiate a sidewalk and trail condition assessment of all County maintained walkways. A new walkway condition assessment will be used to develop a multi-year walkway plan, and rank and prioritize all walkways from excellent to poor. This will allow staff to develop a maintenance program based on the physical condition, defects, and deficiencies of County walkways. This new assessment will result in equitable funding and resources to all Districts of the County, while implementing an updated and systematic approach to implement maintenance projects based upon a condition rating.

### Revitalization Area Maintenance

An amount of \$1,410,000 is consistent with the [FY 2022 Adopted Budget Plan](#) level of funding and will provide for routine and non-routine maintenance in five major commercial revitalization areas (Annandale, Route 1, Springfield, McLean, and Baileys Crossroads) and landscaping maintenance associated with the Tysons Silver Line area. The goal of this program is to provide an enhanced level of infrastructure and right-of-way features in these urbanizing areas to facilitate pedestrian movements and create a “sense of place.” Routine maintenance in the commercial revitalization areas currently includes grass mowing, trash removal, fertilization, mulching of plant beds, weed control, and plant pruning. Non-routine maintenance includes asset maintenance or replacement (e.g., trees, plants, bicycle racks, area signs, street furniture, bus shelter, and drinking fountains) to sustain the overall visual characteristics of the districts. Maintenance along the Silver Line also includes the upkeep of 27 water quality swales under the raised tracks located in VDOT right-of-way. Typical maintenance for the swales includes litter and sediment removal, vegetation care, and structural maintenance.

## Joint CIP Committee

### Joint CIP Committee Recommendations

In February 2020, the Board of Supervisors and the School Board established a joint CIP working group to allow for information sharing, prioritizations, and planning by both the County and Fairfax County Public Schools. The Committee spent its time reviewing the County’s existing Financial Policies, considering the financing options available for capital projects, understanding the capital project requirements identified for both the County and Schools, and evaluating the current CIP Plan and processes. Following these discussions, the Committee arrived at a series of recommendations, which include gradually increasing General Obligation Bond Sale limits from \$300 million to \$400

million annually; dedicating the equivalent value of one penny on the Real Estate tax to the County and School capital program to support both infrastructure replacement and upgrade projects and debt on the increased annual sales; and increasing the percentage allocated to the Capital Sinking Fund at year-end, as well as including Schools in the allocation. Based on resource constraints, the Committee's recommendation to dedicate the value of one penny has not been included in the FY 2023 Adopted Budget Plan. An investment totaling \$5,000,000, split equally between the County and Schools, has been included, with the anticipation that this investment will grow in the coming fiscal years. When fully implemented, these recommendations will provide significant funding for infrastructure replacement and upgrades in the future. Specific FY 2023 funding of \$2,500,000 for the County represents an increase over the FY 2022 Adopted Budget Plan and includes:

- Funding of \$1,000,000 is included to begin to address the need for CIP feasibility studies. This funding will help to better define colocation opportunities, identify CIP project needs and costs, and accelerate the pace of construction projects by eliminating the need for conducting studies after voter project approval. It is anticipated that additional funding may be needed in the future to continue the process. CIP feasibility funding was included in the Report and Recommendations approved by the Joint County Board/School Board CIP Committee.
- Infrastructure Replacement and Upgrades support the long-term needs of the County's capital assets to maximize the life of County facilities, avoid their obsolescence, and provide for planned repairs, improvements, and restorations to make them suitable for organizational needs. Fairfax County will have a projected FY 2023 facility inventory of over 12,000,000 square feet of space (excluding schools, parks, and housing facilities). This inventory continues to expand with the addition of newly constructed facilities, the renovation and expansion of existing facilities, and the acquisition of additional property. With such a large inventory, it is critical that a planned program of repairs and restorations be maintained. In addition, the age of a large portion of this inventory of facilities is reaching a point where major reinvestments are required in the building subsystems. Each year, the Facilities Management Department (FMD) prioritizes and classifies infrastructure replacement and upgrade projects into five categories. Projects are classified as Category F: urgent/safety related, or endangering life and/or property; Category D: critical systems beyond their useful life or in danger of possible failure; Category C: life-cycle repairs/replacements where repairs are no longer cost effective; Category B: repairs needed for improvements if funding is available; and Category A: good condition.

The requirement for County infrastructure replacement and upgrades is estimated at \$26,000,000 per year. This estimate is based on current assessment data, as well as industry standards (2 percent of the current replacement value). Based on current staffing levels, the complexity of many of the projects, and the timeline for completing replacement and upgrade projects, it is estimated that approximately \$15,000,000 per year would be a good funding goal. Due to FY 2023 budget constraints, an amount of \$1,500,000 is included to address three of the top priority F projects. Funding will provide for a replacement fire alarm system at the Pennino building (\$250,000), a replacement HVAC at the Fair Oaks Fire Station (\$350,000) and building envelop repairs at the Herrity building (\$900,000).

In addition, an amount of \$8,385,000 was approved as part of the *FY 2022 Third Quarter Review* for a total of \$9,885,000 to support the most critical FY 2023 identified projects. In recent years, it has been the Board of Supervisors' practice to fund some or all of the infrastructure replacement and upgrade projects using one-time funding as available as part of quarterly reviews. These projects, all Category F, will address generator replacement, site work, fire alarm system replacement, HVAC system upgrades and building automation, and roof replacement.

### Capital General Obligation Bond Program

The Board of Supervisors annually reviews cash requirements for capital projects financed by General Obligation bonds to determine the ongoing schedule for construction of currently funded projects as well as those capital projects in the early planning stages. The bond capital program is reviewed annually by the Board of Supervisors in association with the Capital Improvement Program (CIP) and revisions are made to cashflow estimates and appropriation levels as needed. The CIP is designed to balance the need for public facilities as expressed by the countywide land use plan with the fiscal capability of the County to meet those needs. The CIP serves as a general planning guide for the construction of general purpose, school, and public facilities in the County. The County's ability to support the CIP is entirely dependent upon and linked to the operating budget. The size of the bond program in particular is linked to the approved General Fund disbursement level.

The Virginia Constitution requires that long-term debt pledged by the full faith and credit of the County can only be approved by voter referendum. There is no statutory limit on the amount of debt the voters can approve. It is the County's own policy to manage debt within the guidelines identified in the *Ten Principles of Sound Financial Management*. The Ten Principles specifically indicate that debt service expenditures as a percentage of General Fund disbursements should remain under 10 percent and that the percentage of debt to estimated market value of assessed property should remain under 3 percent. The County continues to maintain these debt ratios with debt service requirements as a percentage of General Fund disbursements at 7.16 percent, and net debt as a percentage of market value at 1.04 percent as of June 30, 2021.

In FY 2023, an amount of \$225,000,000 is included in General Obligation Bond funding. Specific funding levels in FY 2023 include:

- Funding in the amount of \$180,000,000 is included for various school construction projects financed by General Obligation Bonds. For details of the specific proposed school projects, see the [Fairfax County Public School's Capital Improvement Program](#).
- Funding in the amount of \$42,000,000 is included to support the 117-mile Metrorail system as well as to maintain and/or acquire facilities, equipment, railcars, and buses.
- Funding of \$3,000,000 is included for the County's annual contribution to the Northern Virginia Regional Park Authority (NVRPA) Capital program. The NVRPA Park system includes 33 parks and over 12,000 acres of land, over 100 miles of trails, numerous historic sites, five waterparks, two family campgrounds, three golf courses, a nature center, botanical gardens, rental cabins and cottages, and five marinas.

### Affordable Housing Development

Affordable Housing Development and Investment (formerly known as the Penny for Affordable Housing Fund), was established in FY 2006, and is designed to serve as a readily available local funding source with the flexibility to preserve and promote the development of affordable housing. For fiscal years 2006 through 2009, the Board of Supervisors (BOS) dedicated revenue commensurate with the value of one penny from the Real Estate Tax to the preservation of affordable housing, a major County priority. In FY 2010, the Board of Supervisors reduced this dedicated funding to a half-penny from the Real Estate Tax to balance the budget. As part of the [FY 2023 Adopted Budget Plan](#), \$15,000,000 in Real Estate tax revenue was added to the half-cent to further support affordable housing initiatives bringing the FY 2023 total to just over the value of one cent. From FY 2006 through FY 2022, the fund has provided a total of \$244,600,000 for affordable housing in Fairfax County. A total of \$35,386,000 is provided in FY 2023 with \$29,686,000 from Real Estate tax revenue and \$5,700,000 from property cash flow and housing loan repayments.



The Board adopted several policy documents that support the creation of a sufficient supply of housing appropriately priced for individuals and families throughout the County across the income spectrum: the 2015 *Strategic Plan to Facilitate the Economic Success of Fairfax County* to shape a strong economic development strategy, the 2017 *One Fairfax Policy* for racial and social equity to affirm County goals of inclusivity and shared prosperity for all County residents, and the 2018 *Communitywide Housing Strategic Plan* to provide a housing strategy that meets the housing need for the production and preservation of housing affordability throughout the County. A variety of funding sources were used to preserve these units; however, Affordable Housing Development and Investment funds were critical for the preservation of several large multifamily complexes purchased by private nonprofits and for-profit organizations. These purchases represent a significant portion of the units: 251 units in Creekside (Lee District), 139 units in Hollybrooke II and III in the Seven Corners area of Falls Church (Mason District), 106 units in Coralain Gardens located on Arlington Boulevard (Route 50) in Falls Church (Mason District), 90 units in Carousel Court in Falls Church (Mason District), 130 units at Mount Vernon House in Alexandria (Mount Vernon District), 108 units in Madison Ridge in Centreville (Sully District), 74 units in Wexford Manor A and B (Providence District), 113 units in Huntington Gardens (Lee District), 225 units in Parkwood Apartments (Mason District), 180 units in Crescent Apartments (Hunter Mill District), and 672 units in Wedgewood Apartments (Mason District). These funds were also instrumental in preserving two large complexes: 180 units at the Crescent Apartments complex in Reston (Hunter Mill District) and 672 units at the Wedgewood Apartments complex in Annandale (Mason District). These projects were purchased by the County and are being managed by the Fairfax County Redevelopment and Housing Authority (FCRHA) as part of the low- and moderate-income rental program. Without the availability of Affordable Housing Development and Investment funds, both apartment complexes may have been lost as affordable housing.

In FY 2023, funding of \$35,386,000 comprises \$29,686,000 in Real Estate Tax Revenue, \$5,200,000 in operating revenue from Wedgewood and Crescent Apartments, and \$500,000 from miscellaneous sources. FY 2023 funding is allocated as follows: \$4,889,500 for Wedgewood for the annual debt service, \$1,191,156 for Crescent Apartments annual debt service, \$27,974,547 for the Housing Blueprint Project, \$830,797 for Affordable/Workforce Housing, and \$500,000 for Bridging Affordability or the Rental Subsidy and Services Program (RSSP).

## County and Regional Transportation Projects

The County and Regional Transportation Projects Fund supports the County's implementation of new transportation projects and is funded by the commercial and industrial real estate tax for transportation and Northern Virginia Transportation Authority (NVTA) local tax revenues. The taxing authority for commercial and industrial real property was authorized under the Transportation Funding and Reform Act of 2007 (HB 3202), approved by the Virginia General Assembly on April 4, 2007, and implemented by the Board of Supervisors as part of the FY 2009 Adopted Budget Plan. This revenue helps accelerate the County's implementation of roadway, transit, and pedestrian projects. HB 3202 allows localities to assess a tax on the value of commercial and industrial real estate and to use the proceeds on new transportation improvements. The County's FY 2023 rate is \$0.125 per \$100 of assessed value (the maximum allowed per state code), which will generate approximately \$62,900,000 in revenue. This estimate is based on current projections in the commercial real estate market.

On April 3, 2013, the Virginia General Assembly approved HB 2313, a transportation funding package. The bill included regional components for planning districts that meet certain thresholds (population, registered vehicles, and transit ridership). Northern Virginia meets these criteria for the imposition of increases on Sales, Grantors, and Transient Occupancy taxes. The bill mandated that



70 percent of this regional funding be allocated by NVTA, with the remaining 30 percent provided to the individual localities embraced within NVTA for their determination. In FY 2023, HB2313 is expected to generate an amount of \$344,000,000.

FY 2023 funding of \$61,275,204 is included for capital projects and the metro capital program contribution. Of this amount, funding of \$47,950,204 is included for priority projects supported by commercial and industrial tax revenue and funding received from the Northern Virginia Transportation Authority (NVTA), consistent with the transportation priorities periodically updated and approved by the Board of Supervisors. This amount also includes portions of NVTA local funding allocated to the Towns of Herndon and Vienna. Funding in the amount of \$13,325,000 is included to address WMATA capital funding requirements through the redirection of Grantors Tax and Transient Occupancy Tax revenues under HB 1539/SB 856.

### Stormwater Management Program

Stormwater Services are essential to protect public safety, preserve property values and support environmental mandates such as those aimed at protecting the Chesapeake Bay and the water quality of other local jurisdictional waterways. Projects include repairs to stormwater infrastructure, measures to improve water quality such as stream stabilization, rehabilitation, safety upgrades of state regulated dams, repair and rehabilitation of underground pipe systems, surface channels, flood mitigation, site retrofits and best management practices (BMP), and other improvements.

The Board of Supervisors approved a special service district to support the Stormwater Management Program as part of the FY 2010 Adopted Budget Plan. This service district provides a dedicated funding source for both operating and capital project requirements by levying a service rate per \$100 of assessed real estate value, as authorized by Code of Virginia Ann. Sections 15.2-2400. Since FY 2010, staff has made significant progress in the implementation of watershed master plans, public outreach efforts, stormwater monitoring activities, water quality and flood mitigation project implementation, and operational maintenance programs related to existing storm drainage infrastructure including stormwater conveyance, quality improvements, and regulatory requirements. An ultimate rate of \$0.0400 per \$100 of assessed value has been estimated to be required to fully support the stormwater program in the future; however, staff is currently evaluating the long-term requirements for the program to address other community needs. Some of the additional community needs under evaluation include debt service to support the Board's approval of the dredging of Lake Accotink, the anticipation of additional flooding mitigation requirements, and strengthening the role and financial support for the implementation of stormwater requirements associated with Fairfax County Public Schools sites under renovation. This enhanced program may require incremental changes to the rate over time and may result in a higher ultimate rate to fully support the program. Staff continues to evaluate these requirements, as well as the staffing to support them, and analyze the impact of increased real estate values and revenue projections. While staff continues to further evaluate the impact of recent initiatives and the long-term requirements for the Stormwater Program, the FY 2023 rate will remain the same as the FY 2022 Adopted Budget Plan level of \$0.0325 per \$100 of assessed value.

FY 2023 funding will support \$65,879,740 for capital project implementation including, infrastructure reinvestment, regulatory requirements, dam safety, and contributory funding requirements. Specific funding levels in FY 2023 include:

- Funding in the amount of \$9,000,000 is included for Conveyance System Inspections, Development, and Rehabilitation in FY 2023, including \$2,000,000 for inspections and development and \$7,000,000 for rehabilitation and outfall restoration. The County owns and operates approximately 1,500 miles of underground stormwater pipes and improved channels

with an estimated replacement value of over one billion dollars. The County began performing internal inspections of the pipes in FY 2006. The initial results showed that approximately 5 percent of the pipes exhibit conditions of failure, and an additional 5 percent required maintenance or repair. MS4 Permit regulations require inspection and maintenance of these 1,500 miles of existing conveyance systems, 69,000 stormwater structures, and a portion of the immediate downstream channel at the 7,000 regulated pipe outlets. Acceptable industry standards indicate that one dollar reinvested in infrastructure saves seven dollars in the asset's life and 70 dollars if asset failure occurs. Once the initial internal inspections are complete, the goal of this program is to inspect pipes on a 20-year cycle and rehabilitate pipes and improve outfall channels before total failure occurs.

- Funding in the amount of \$15,000,000 is included for Dam Safety and Facility Rehabilitation, including \$5,000,000 for dam maintenance and \$10,000,000 for rehabilitation. There are approximately 7,900 stormwater management facilities in service that range in size from small rain gardens to large state regulated flood control dams. The County is responsible for inspecting approximately 5,500 privately-owned facilities and maintaining over 2,400 County owned facilities. This inventory increases annually and is projected to continually increase as new development and redevelopment sites occur in the County. This initiative also includes the removal of sediment that occurs in both wet and dry stormwater management facilities to ensure that adequate capacity is maintained to treat the stormwater. The program results in approximately 50 projects annually that require design and construction management activities as well as contract management and maintenance responsibilities. This program maintains the structures and dams that control and treat the water flowing through County owned facilities. This program improves dam safety by supporting annual inspections of 20 state-regulated dams and the Huntington Levee and by developing Emergency Action Plans required by the state. The Emergency Action Plans are updated annually. In addition, these plans include annual emergency drills and exercises, and flood monitoring for each dam.
- Funding in the amount of \$4,179,000 is included in FY 2023 to support the second year of debt service for the Stormwater/Wastewater Facility. This project will provide funding for a Public Works complex which consolidate functions and operations and maximize efficiencies between the Stormwater and Wastewater Divisions. Currently, Stormwater operations are conducted from various locations throughout the County, with the majority of the staff at the West Drive facility. Facilities for field maintenance operations and for field/office-based staff are inadequate and outdated for the increased scope of the stormwater program, and inadequate to accommodate future operations. This project is currently in design with construction anticipated to begin in early 2022. The facility is financed by EDA bonds with the Stormwater Services Fund and Wastewater Fund supporting the debt service.
- Funding in the amount of \$7,000,000 is included for the Emergency and Flood Control Program. This program supports flood control projects for unanticipated flooding events that impact storm systems and flood residential properties. The program provides annual funding for scoping, design, and construction activities related to flood mitigation projects.
- Funding in the amount of \$1,400,000 is included for the transition from an Enterprise Asset Management (EAM) system to a more functional Asset Management Program (AMP). This funding will support the acquisition of software, servers, and consultant services to migrate asset management and related work order management into the new system. The current system tracks assets, inspections, daily work management, and associated contractor costs. Features of the replacement system include geographic information system (GIS) integration and field mobility. The Department of Public Works and Environmental Services (DPWES) Information Technology staff have collaborated with the Stormwater Management and the Wastewater

Management staff to promote interagency capabilities, optimize performance, and improve system lifecycle management for the new system. This new system will meet the future expectations for both divisions and optimize service delivery for DPWES.

- Funding in the amount of \$792,783 is included for County contributions. An amount of \$609,346 is provided for the Northern Virginia Soil and Water Conservation District (NVSWCD). The NVSWCD is an independent subdivision of the Commonwealth of Virginia that provides leadership in the conservation and protection of Fairfax County's soil and water resources. It is governed by a five-member Board of Directors - three members are elected every four years by the voters of Fairfax County and two members are appointed by the Virginia Soil and Water Conservation Board. Accordingly, the work of NVSWCD supports many of the environmental goals established by the Board of Supervisors' Environmental Excellence 20-year Vision Plan. The goal of the NVSWCD is to continue to improve the quality of the environment and general welfare of the citizens of Fairfax County by providing them with a means of dealing with soil, water conservation, and related natural resource problems. It provides County agencies with comprehensive environmental evaluations for proposed land use changes with particular attention to the properties of soils, erosion potential, drainage, and the impact on the surrounding environment. NVSWCD has consistently been able to create partnerships and leverage state, federal, and private resources to benefit natural resources protection in Fairfax County. In addition, an amount of \$183,437 is provided for the Occoquan Watershed Monitoring Program (OWMP). The OWMP and the Occoquan Watershed Monitoring Laboratory (OWML) were established to ensure that water quality is monitored and protected in the Occoquan Watershed. Given the many diverse uses of the land and water resources in the Occoquan Watershed (agriculture, urban residential development, commercial and industrial activity, water supply, and wastewater disposal), the OWMP plays a critical role as the unbiased interpreter of basin water quality information.
- Funding in the amount of \$1,000,000 is included for the Stormwater Allocations to Towns project. On April 18, 2012, the State Legislature passed SB 227, which entitles the Towns of Herndon and Vienna to all revenues collected within their boundaries by Fairfax County's stormwater service district. An agreement was developed for a coordinated program whereby the Towns remain part of the County's service district and the County returns 25 percent of the revenue collected from properties within each town. This allows for the towns to provide services independently such as maintenance and operation of stormwater pipes, manholes, and catch basins. The remaining 75 percent remains with the County and the County takes on the responsibility for the Towns' Chesapeake Bay TMDL requirements as well as other TMDL and MS4 requirements. This provides for an approach that is based on watersheds rather than on jurisdictional lines.
- Funding in the amount \$4,000,000 is included for the Stormwater Regulatory Program. The County is required by federal law to operate under the conditions of a state issued MS4 Permit. Stormwater staff annually evaluates funding required to meet the increasing federal and state regulatory requirements pertaining to the MS4 Permit requirements, and State and Federal mandates associated with controlling water pollution delivered to local streams and the Chesapeake Bay. The MS4 Permit allows the County to discharge stormwater from its stormwater systems into state and federal waters. The County currently owns and/or operates approximately 15,000 outfalls, and 7,000 of these outfalls are regulated outfalls within the stormwater system that are governed by the permit. The current permit was issued to the County in April 2015 and expired in April 2020. The County is operating under an administrative continuance until a new permit is issued. The permit requires the County to document the stormwater management facility inventory, enhance public outreach and education efforts, increase water quality monitoring efforts, provide stormwater management and stormwater

control training to all County employees, and thoroughly document all these enhanced efforts. The permit also requires the County to implement sufficient stormwater projects that will reduce the nutrients and sediment delivered to the Chesapeake Bay in compliance with the Chesapeake Bay TMDL implementation plan adopted by the State.

- Funding in the amount of \$23,507,957 is included for Stream and Water Quality Improvements. This program funds water quality improvement projects necessary to mitigate the impacts to local streams and the Chesapeake Bay resulting from urban stormwater runoff. This includes water quality projects such as construction and retrofit of stormwater management ponds, implementation of low impact development techniques on stormwater facilities, stream restoration, and approximately 1,900 water quality projects identified in the completed Countywide Watershed Management Plans. In addition, Total Maximum Daily Load (TMDL) requirements for local streams and the Chesapeake Bay are the regulatory drivers by which pollutants entering impaired water bodies are reduced. The Chesapeake Bay TMDL was established by the EPA and requires that MS4 communities, as well as other dischargers, implement measures to significantly reduce the nitrogen, phosphorous, and sediment loads entering waters draining to the Chesapeake Bay by 2025. Compliance with the Chesapeake Bay TMDL requires that the County undertake construction of new stormwater facilities and retrofit existing facilities and properties. The EPA is currently updating the Chesapeake Bay compliance requirements and it is anticipated that the update will result in changes to both the assigned targets as well as how projects are credited, which will likely impact future compliance estimates. In addition to being required to meet the Chesapeake Bay TMDL targets, the current MS4 Permit requires the County to develop and implement action plans to address local impairments. Most of the 1,900 watershed management plan projects contribute toward achieving the Chesapeake Bay and local stream TMDL requirements.

## Wastewater Management System

The Fairfax County Wastewater Management Program is operated, maintained, and managed within the Department of Public Works and Environmental Services (DPWES), and includes nearly 3,300 miles of sewer lines, 63 pumping stations, and 57 flow metering stations. Treatment of wastewater generated is provided primarily through six regional wastewater collection and treatment plants. One of the six regional plants is the County owned and operated Noman M. Cole, Jr. Pollution Control Plant (NCPCP), which is currently permitted to treat 67 million gallons per day (mgd) of flow. Other regional facilities where the County has purchased treatment capacity include the District of Columbia Water's Blue Plains Treatment Plant with 31 mgd capacity; Alexandria Renew Enterprises Treatment Plant with 32.4 mgd capacity; Upper Occoquan Service Authority's Treatment Plant with 22.1 mgd capacity; Arlington County's Treatment Plant with 3 mgd capacity; and Loudoun Water's Broad Run Plant with 1 mgd capacity. Fairfax County utilizes all of these facilities to accommodate a total capacity of 156.5 mgd.

Total FY 2023 funding is \$89,000,000, including support for the following projects:

- Funding in the amount of \$3,500,000 is included to continue the systematic rehabilitation of the County's approximately 3,300 miles of sanitary sewer lines. Rehabilitation includes, among other things, the use of trenchless technology to rehabilitate approximately 20 miles of sewer lines per year.
- Funding in the amount of \$17,700,000 is included for the installation of sewer lines to provide the needed capacity to serve new development within the County. As areas develop, more

strain is placed on the sanitary sewer system serving the area. FY 2023 funding will provide for increasing the size of the gravity sewer or installing parallel gravity sewers.

- Funding in the amount of \$15,900,000 is included for the inspection, repair, and replacement of gravity sewers within the wastewater collection system. FY 2023 funding is provided for the closed-circuit television (CCTV) inspection of more than 200 miles of sewer and rehabilitation of over 25 miles of sewer using cured-in-place-pipe (CIPP). In addition, funding is provided for the repair and replacement of defective and aging gravity sewers, including emergency repair work. New initiatives for FY 2023 include detailed inflow and infiltration and creek bed investigations.
- Funding in the amount of \$700,000 is included for the condition assessment of 49 miles of sewer lines with a diameter of 15 inches or larger and provides recommendations for the rehabilitation and/or replacement alternatives. FY 2023 funding will provide for the next phase of this program, which includes construction work.
- Funding in the amount of \$37,000,000 is included for the continuation of systematic rehabilitation of structures and equipment at the Noman M. Cole, Jr. Pollution Control Plant (NMCCPP). FY 2023 funding will provide for the rehabilitation and replacement of pumps, gates, and valves; stormwater runoff improvements, and continuation of the rehabilitation of the motor control centers/distribution centers (MCC/DC) and raw wastewater pump station facility.
- Funding in the amount of \$14,200,000 is included for the planned replacement of pumping stations throughout the County. FY 2023 funding will provide for the regularly scheduled repair, renovation, and replacement of pumping station equipment and facilities. There will be eight pump stations in the design phase and four pump stations in the construction phase in FY 2023.

### Other Financing

Funding in the amount of \$43,760,044 includes \$1,475,000 that is associated with the athletic services fees discussed above. The remaining \$42,285,044 supports various other projects financed by other sources of revenue. Specific funding levels in FY 2023 include:

#### **Special Revenue:**

- Funding of \$10,828,526 is included for the County Transit Systems Fund for capital projects.
- Funding of \$357,500 is included for the Reston Community Center for improvements to the CenterStage theatre as well as necessary repairs to the flooring and roofing of the Reston Community Center facility.
- Funding of \$1,100,000 is included for the McLean Community Center to support improvements to the facility including a roof replacement, adding a projector, and implementing electric vehicle charging stations.
- Funding of \$100,203 is included for infrastructure improvements at the Newington Operations Solid Waste facility.
- Funding of \$967,581 is included to support civil work, site renovation, and environmental compliance requirements at the I-66 Transfer Station.
- Funding of \$1,450,000 is included to support capital improvement and environmental compliance projects at the I-95 Landfill Complex.



### Housing:

- Funding of \$1,006,794 is included for the ADU Acquisition project for reallocation to specific projects when identified and approved by both the Redevelopment and Housing Authority (FCRHA) and Board of Supervisors.
- Funding in the amount of \$160,397 is included for the Land/Unit Acquisition project for reallocation to specific projects when identified and approved by both the FCRHA and Board of Supervisors.
- Funding of \$2,500,000 is included for the Moderate-Income Direct Sales (MIDS) Resale Program to provide resources necessary to acquire properties that are offered for sale and, if necessary, rehabilitate them prior to reselling them in the First-Time Homebuyers Program (FTHB).

### Other:

- Funding in the amount of \$23,814,043 is included for various school construction projects financed from a state construction grant, Parent Teachers Association/Parent Teacher Organization receipts, and transfers from Fund S31000, Public School Construction Fund. For more details, see the [Fairfax County Public School's FY 2023 Approved Budget](#).

## Capital Construction and Operating Expenditure Interaction

To maintain a balanced budget, annual revenues are projected, and operating and capital construction expenditures are identified to determine the County's overall requirements and funding availability. Funding levels for capital construction projects are based on the merits of a particular project together with the available funding from all financing sources, with primary reliance on General Obligation bonds. The Board of Supervisors annually reviews cash requirements for capital project financing. The County's capital program has a direct impact on the operating budget, particularly in association with the establishment and opening of new facilities. The Board of Supervisors continues to be cognizant of the effect of the completion of capital projects on the County's operating budget. The cost of operating new or expanded facilities or infrastructure is included in the fiscal year the facility becomes operational. However, in some cases, like the construction of the expanded and renovated Courthouse, the operating impact may be absorbed gradually over several years. For example, costs associated with loose and systems furniture, moving expenses, providing for additional security and staffing, renovating existing courtrooms, implementing new courtroom technology, and setting up an Operations and Maintenance satellite shop with staff dedicated to the courthouse facility are all costs that can be phased in over time, thus spreading the operating impact over a number of years, rather than concentrating costs in the fiscal year the facility opens.

Capital projects can affect future operating budgets either positively or negatively due to an increase or decrease in maintenance costs, or by providing capacity for new programs or services. Such impacts vary widely from project to project and, as such, are evaluated individually. Operating costs resulting from the completion of a capital project differ greatly depending on the type of capital project and construction delays. A new facility, for example, will often require additional staff, an increase in utility costs, and increases in custodial, security and maintenance contracts. Conversely, a capital project that renovates an existing facility may reduce operating expenditures due to a decrease in necessary maintenance costs. For example, funding HVAC and electrical system repair or replacement projects has the potential to reduce operating expenditures by reducing costly maintenance and staff time spent addressing critical system repairs. The same is true for projects such as fire alarms, emergency generators, and carpet replacement, as well as roof repairs.



## Capital Projects Overview

Investing in aging and deteriorating building systems and components can alleviate the need for future expenditures, often resulting in significant cost avoidance. Additionally, if a system failure should occur, there is the potential that a County facility must shut down, suspending services to citizens, and disrupting County business. The County's emphasis on capital renewal and preventative maintenance works to ensure these kinds of interruptions are avoided.

The opening of new County facilities results in a wide range of operating costs. For example, equipment and furniture, books, additional staff, and an increase in utility costs may all be necessary to prepare for the opening of a new library or extensive library expansion/renovation. These costs are estimated as the project is developed and included in the appropriate agency budget in the year the facility becomes operational.

### New, Renovated, or Expanded County Facilities

Facility	Additional Positions	Estimated Net Operating Costs
Facilities Management Department (FMD) Operational Costs	0/0.0 FTE	\$618,941
Lorton Community Center	0/0.0 FTE	\$1,417,280
Original Mount Vernon High School	1/1.0 FTE	\$130,359
Patriot Park North	3/3.0 FTE	\$307,789
SACC Rooms	2/1.6 FTE	\$789,818
Scotts Run Fire Station	17/17.0 FTE	\$2,916,317
South County Animal Shelter	2/2.0 FTE	\$290,912
Sully Community Center	1/1.0 FTE	\$859,719
<b>Total FY 2023 Costs</b>	<b>26/25.6 FTE</b>	<b>\$7,331,135</b>

The following facilities are scheduled to open in the near future and may require additional staffing and operational costs. Requests for funding will be reviewed as part of the development of the annual budget in the year the facility becomes operational. Many facilities are in the pre-design phase or have recently been approved for funding and the completion dates are not yet developed.

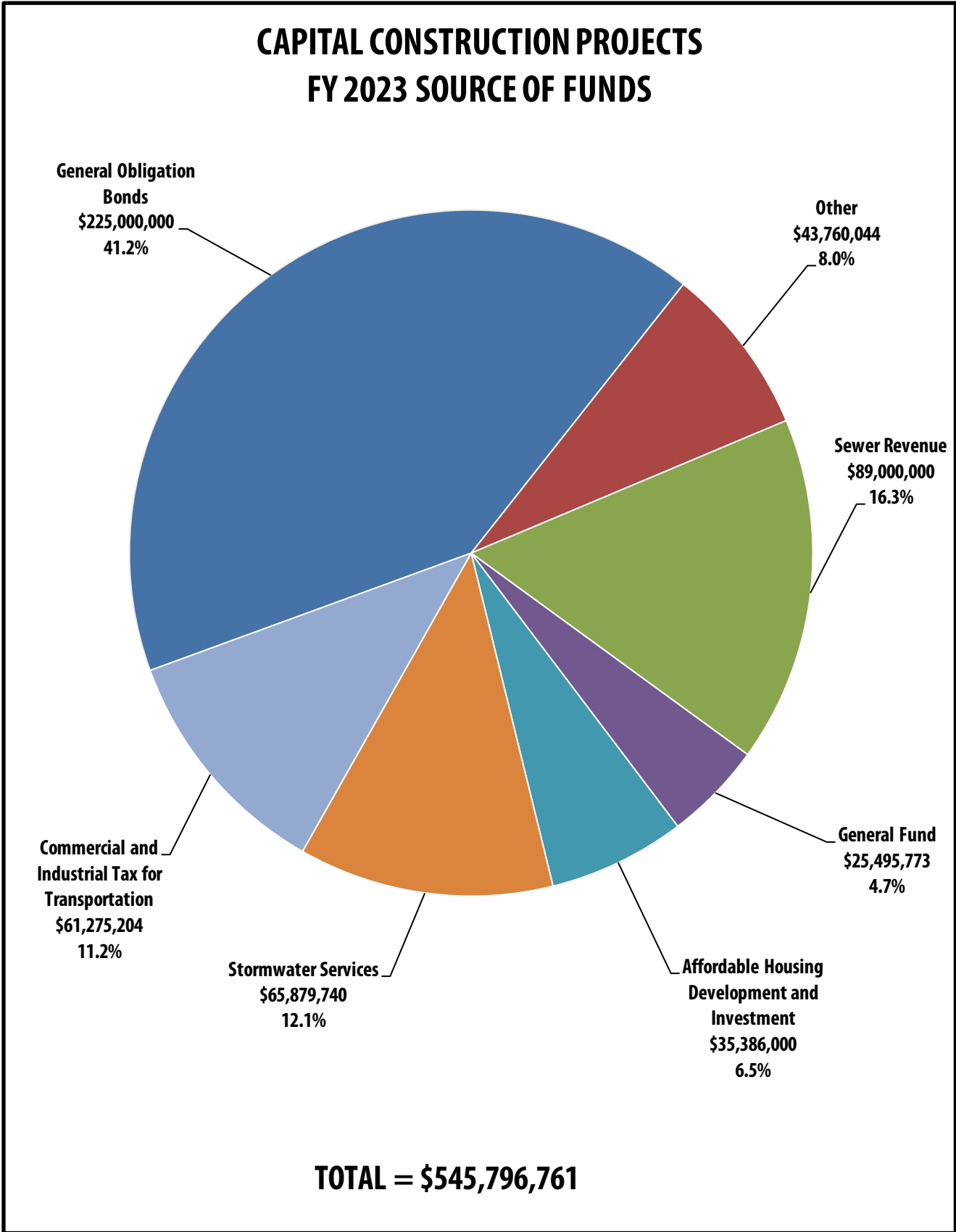
Facility	Projected Completion Date
Adult Detention Center Renovation	June 2025
Community Center Lee District - Workforce	September 2022
Courtroom Renovations	December 2022
Fairview Fire Station	July 2025
Franconia Police Station	March 2025
Gunston Fire Station	December 2025
Kingstowne Library	March 2025
Laurel Hill Adaptive Reuse	June 2023
Lorton Community Center	August 2022

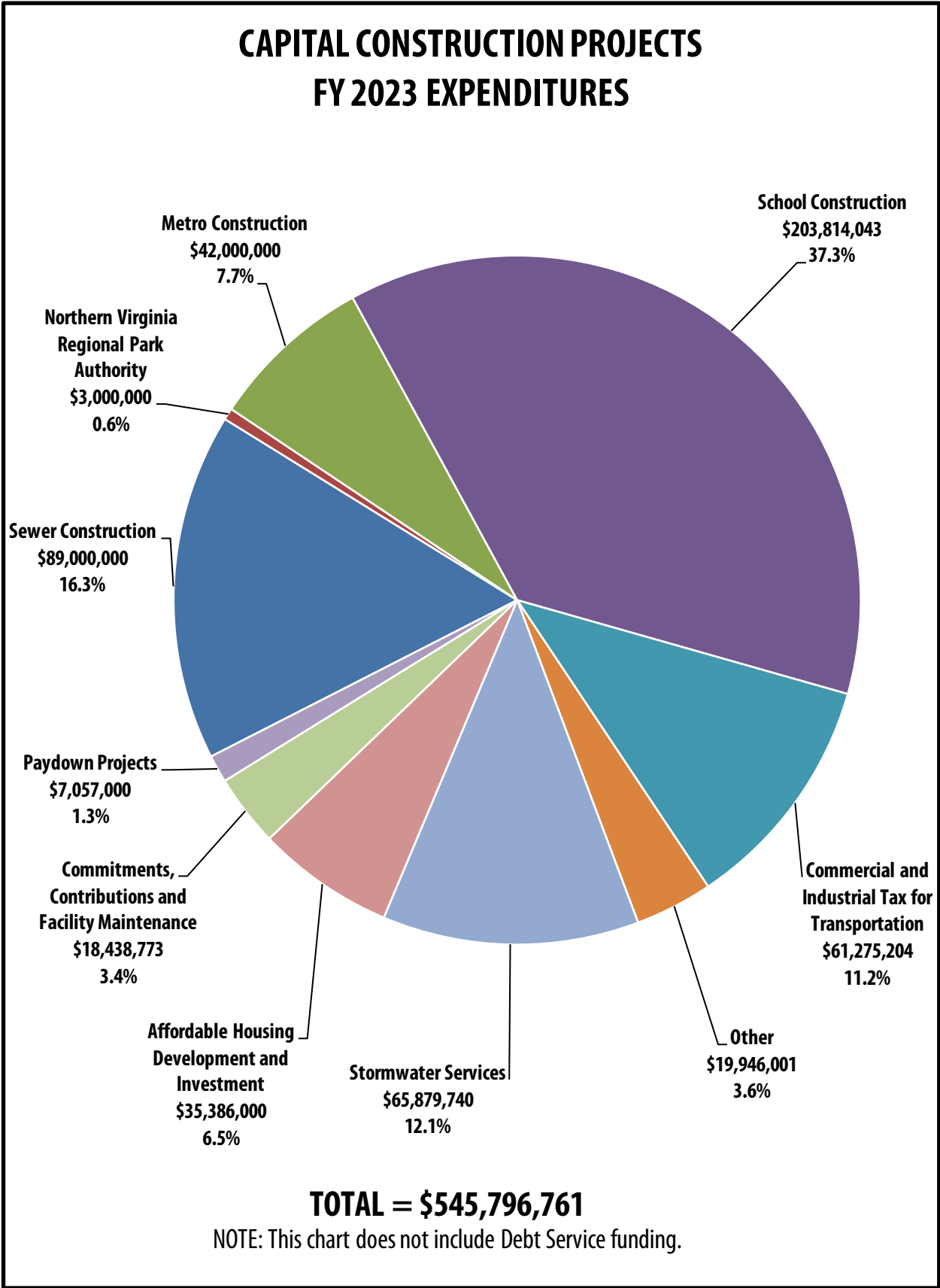
# Capital Projects Overview

Facility	Projected Completion Date
Lorton Community Library	August 2022
Monument Drive Parking Garage	December 2023
Mount Vernon Rec Center	April 2025
Operational Support Bureau	March 2025
Original Mt. Vernon High School Redevelopment	November 2024
Patrick Henry Shelter	September 2024
Seven Corners Fire Station	January 2024
South County Police Station/Animal Shelter	May 2023
Springfield Commuter Parking Garage	December 2023
Stormwater/Wastewater Facility	December 2025
West Annandale Volunteer Fire Station	April 2025
Workhouse Buildings 13 &15	January 2023

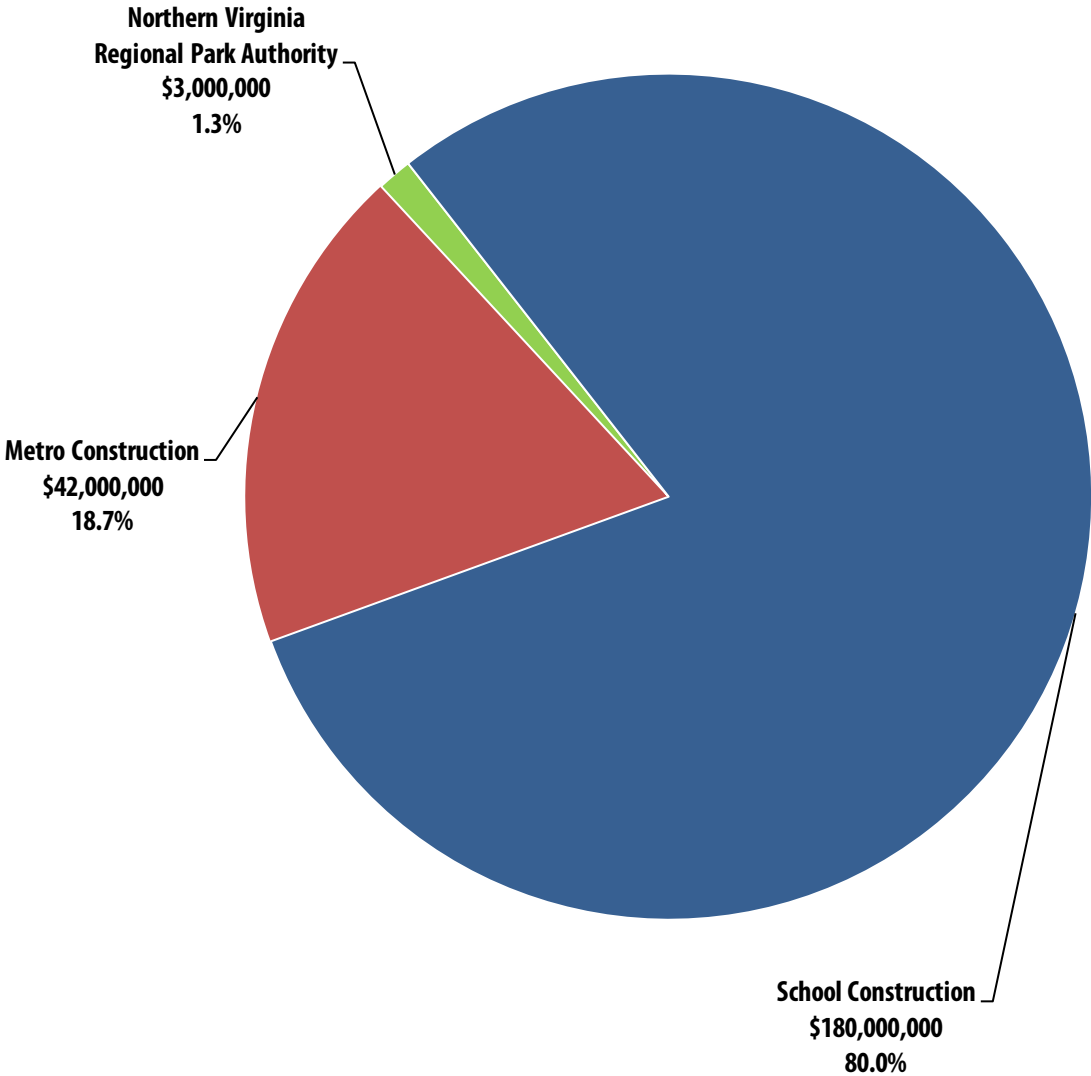
## Summary of FY 2023 Capital Construction Program

Major segments of the County's FY 2023 Capital Construction Program are presented in several pie charts that follow to visually demonstrate the funding sources for capital expenditures. Capital construction expenditures by fund are shown in the Summary Schedule of FY 2023 Funded Capital Projects. In addition, a list of all projects funded in FY 2023 and their funding sources is included in this section. For additional information, see the Capital Project Funds section of the Capital Construction and Other Operating Funds in Volume 2. Detailed information concerning capital projects in Fund S31000, Public School Construction, can be found in the [Fairfax County Public School's FY 2023 Approved Budget](#).





**GENERAL OBLIGATION BOND FINANCED  
CAPITAL PROJECTS  
FY 2023 EXPENDITURES**



**TOTAL = \$225,000,000**

**SUMMARY SCHEDULE OF FY 2023  
FUNDED CAPITAL PROJECTS**

Fund/Title	FY 2021 Actual	FY 2022 Adopted Budget Plan	FY 2022 Revised Budget Plan	FY 2023 Adopted Budget Plan	General Obligation Bonds <sup>1</sup>	FY 2023 FINANCING			
						General Fund	Federal/ State Aid	Other <sup>2</sup>	
<b>SPECIAL REVENUE FUNDS<sup>3</sup></b>									
40000 County Transit Systems	\$5,337,283	\$24,350,500	\$38,462,242	\$10,828,526	\$0	\$0	\$0	\$10,828,526	
40010 County and Regional Transportation Projects	46,215,222	57,918,296	416,877,806	61,275,204	0	0	0	61,275,204	
40050 Reston Community Center	427,455	210,500	1,680,547	357,500	0	0	0	357,500	
40060 McLean Community Center	537,401	400,000	763,302	1,100,000	0	0	0	1,100,000	
40100 Stormwater Services	50,984,399	61,600,414	247,012,718	65,879,740	0	0	0	65,879,740	
40140 Refuse Collection and Recycling Operations	90,148	0	966,609	100,203	0	0	0	100,203	
40150 Refuse Disposal	1,966,843	0	7,222,088	967,581	0	0	0	967,581	
40170 I-95 Refuse Disposal	834,118	0	9,241,525	1,450,000	0	0	0	1,450,000	
40300 Housing Trust Fund	6,354,210	3,667,191	23,021,190	3,667,191	0	0	0	3,667,191	
<b>Subtotal</b>	<b>\$112,747,080</b>	<b>\$148,146,901</b>	<b>\$745,248,027</b>	<b>\$145,625,945</b>	<b>\$0</b>	<b>\$0</b>	<b>\$0</b>	<b>\$145,625,945</b>	
<b>DEBT SERVICE FUNDS</b>									
20000 Consolidated County and Schools Debt Service Fund	\$327,105,690	\$335,713,873	\$339,575,607	\$340,052,647	\$0	\$333,541,521	\$0	\$6,511,126	
<b>Subtotal</b>	<b>\$327,105,690</b>	<b>\$335,713,873</b>	<b>\$339,575,607</b>	<b>\$340,052,647</b>	<b>\$0</b>	<b>\$333,541,521</b>	<b>\$0</b>	<b>\$6,511,126</b>	
<b>CAPITAL PROJECTS FUNDS</b>									
30000 Metro Operations and Construction <sup>4</sup>	\$41,237,323	\$42,000,000	\$42,000,000	\$42,000,000	\$42,000,000	\$0	\$0	\$0	
30010 General Construction and Contributions	48,891,202	21,054,278	261,724,043	27,172,006	3,000,000	22,697,006	0	1,475,000	
30015 Environmental and Energy Program	5,041,179	1,298,767	31,915,044	1,298,767	0	1,298,767	0	0	
30020 Infrastructure Replacement and Upgrades	8,208,670	0	71,996,179	1,500,000	0	1,500,000	0	0	
30030 Library Construction	3,636,330	0	107,375,610	0	0	0	0	0	
30040 Contributed Roadway Improvements	2,960,960	0	48,340,654	0	0	0	0	0	
30050 Transportation Improvements	15,383,642	0	67,678,910	0	0	0	0	0	
30060 Pedestrian Walkway Improvements	2,405,178	800,000	0	0	0	0	0	0	
30070 Public Safety Construction	48,644,258	0	338,724,592	0	0	0	0	0	
30090 Pro Rata Share Drainage Construction	170,837	0	5,712,821	0	0	0	0	0	
30300 Affordable Housing Development and Investment	10,912,512	19,670,000	85,415,877	35,386,000	0	0	0	35,386,000	
30400 Park Authority Bond Construction	16,437,744	0	169,347,465	0	0	0	0	0	
S31000 Public School Construction	161,056,471	203,976,143	658,872,289	203,814,043	180,000,000	0	0	23,814,043	
<b>Subtotal</b>	<b>\$364,986,306</b>	<b>\$288,799,188</b>	<b>\$1,889,103,484</b>	<b>\$311,170,816</b>	<b>\$225,000,000</b>	<b>\$25,495,773</b>	<b>\$0</b>	<b>\$60,675,043</b>	



**SUMMARY SCHEDULE OF FY 2023  
FUNDED CAPITAL PROJECTS**

Fund/Title	FY 2021 Actual	FY 2022 Adopted Budget Plan	FY 2022 Revised Budget Plan	FY 2023 Adopted Budget Plan	FY 2023 FINANCING				
					General Obligation Bonds <sup>1</sup>	General Fund	Federal/ State Aid	Other <sup>2</sup>	
<b>ENTERPRISE FUNDS</b>									
69300 Sewer Construction Improvements	\$86,233,313	\$86,000,000	\$131,077,740	\$89,000,000	\$0	\$0	\$0	\$89,000,000	
69310 Sewer Bond Construction	41,199,008	0	202,404,431	0	0	0	0	0	
<b>Subtotal</b>	<b>\$127,432,321</b>	<b>\$86,000,000</b>	<b>\$333,482,171</b>	<b>\$89,000,000</b>	<b>\$0</b>	<b>\$0</b>	<b>\$0</b>	<b>\$89,000,000</b>	
<b>TOTAL</b>	<b>\$932,271,396</b>	<b>\$858,659,962</b>	<b>\$3,307,409,289</b>	<b>\$885,849,408</b>	<b>\$225,000,000</b>	<b>\$359,037,294</b>	<b>\$0</b>	<b>\$301,812,114</b>	

<sup>1</sup> The sale of bonds is presented here for planning purposes. Actual bond sales are based on cash needs in accordance with Board policy.

<sup>2</sup> Other financing includes developer contributions and payments, sewer system revenues, transfers from other funds, pro rata deposits, special revenue funds, and fund balances.

<sup>3</sup> Reflects the capital construction portion of total expenditures.

<sup>4</sup> Reflects Fairfax County portion of Metro capital construction expenses.

**FY 2023 FUNDED CAPITAL PROJECTS**  
**(For additional information see referenced Fund narratives)**

Fund	Project Name	Project	FY 2023 Adopted Total	General Fund	General Obligation Bonds	Athletic Services Fee	Sewer Revenues	Stormwater Revenues	Affordable Housing Development and Investment	Commercial and Industrial Revenues	Other Revenues
30000	Metro Operations and Construction Contribution	N/A	\$42,000,000		\$42,000,000						
30010	ADA Compliance - Housing	HF-000036	\$50,000	\$50,000							
30010	ADA Compliance - Parks	PR-000083	\$300,000	\$300,000							
30010	Athletic Fields - APRT Amenity Maintenance	2G79-220-000	\$50,000	\$50,000							
30010	Athletic Fields - FCPS Field Maintenance	2G51-001-000	\$1,465,338	\$1,465,338							
30010	Athletic Fields - FCPS Lighting Upgrades	PR-000082	\$250,000	\$250,000							
30010	Athletic Fields - Park Field Maintenance	2G51-002-000	\$2,789,000	\$2,789,000							
30010	Athletic Services Fee - Custodial Support	2G79-219-000	\$275,000			\$275,000					
30010	Athletic Services Fee - FCPS Diamond Fields	2G51-003-000	\$1,000,000	\$750,000		\$250,000					
30010	Athletic Services Fee - Sports Scholarships	2G79-221-000	\$300,000	\$225,000		\$75,000					
30010	Athletic Services Fee - Turf Field Development	PR-000080	\$75,000			\$75,000					
30010	Athletic Services Fee - Turf Field Replacement	PR-000097	\$2,250,000	\$1,450,000		\$75,000					
30010	CIP Feasibility Studies	2G25-125-000	\$1,000,000	\$1,000,000		\$800,000					
30010	Developer Defaults	2G25-020-000	\$200,000	\$200,000							
30010	DPWES Snow Removal	2G25-128-000	\$2,000,000	\$2,000,000							
30010	DPWES Transportation Maintenance	2G25-129-000	\$1,411,916	\$1,411,916							
30010	NOVA Community College Contribution	2G25-013-000	\$2,578,867	\$2,578,867							
30010	NVRPA Contribution	2G06-003-000	\$3,000,000		\$3,000,000						
30010	Parks - Building/Structures Reinvestment	PR-000109	\$925,000	\$925,000							
30010	Parks - Infrastructure/Amenities Upgrade	PR-000110	\$882,000	\$882,000							
30010	Parks - Grounds Maintenance	2G51-006-000	\$543,000	\$543,000							
30010	Parks-Preventative Maintenance And Inspections	2G51-007-000	\$551,000	\$551,000							
30010	Reinvestment and Repairs to County Roads	2G25-021-000	\$500,000	\$500,000							
30010	Reinvestment and Repairs to Walkways	ST-000049	\$1,000,000	\$1,000,000							
30010	Revitalization Maintenance - CRP Areas	2G25-014-000	\$1,410,000	\$1,410,000							
30010	SACC Contribution	2G25-012-000	\$1,000,000	\$1,000,000							
30010	Salona Property Payment	2G06-001-000	\$734,107	\$734,107							
30010	Solid Waste Storm Clean Ups	2G25-127-000	\$120,000	\$120,000							
30010	Survey Control Network Monumentation	2G25-019-000	\$95,000	\$95,000							
30010	Wastewater Colchester Contribution	2G25-126-000	\$416,778	\$416,778							
30015	Community - Annandale Urban Park	PR-000149	\$363,250	\$363,250							
30015	Community - HomeWise Outreach Program	GF-000057	\$96,000	\$96,000							
30015	EIP - Composting Pilot	2G02-027-000	\$11,800	\$11,800							
30015	EIP - Park Bottle Filling Stations	PR-000150	\$97,290	\$97,290							
30015	EIP - Parks Invasive Management Area Program	2G51-046-000	\$350,000	\$350,000							
30015	EIP - Parks Watch the Green Grow	2G51-045-000	\$40,000	\$40,000							
30015	EIP - Parks Water Chestnut Control	2G51-048-000	\$102,927	\$102,927							
30015	EIP - Recycling Education	2G02-040-000	\$59,500	\$59,500							
30015	Energy - EV Stations	GF-000063	\$178,000	\$178,000							

**FY 2023 FUNDED CAPITAL PROJECTS**  
**(For additional information see referenced Fund narratives)**

Fund	Project Name	Project	FY 2023 Adopted Total	General Fund	General Obligation Bonds	Athletic Services Fee	Sewer Revenues	Stormwater Revenues	Affordable Housing Development and Investment	Commercial and Industrial Revenues	Other Revenues
30020	Emergency Building Repairs	GF-000008	\$900,000	\$900,000							
30020	Fire Alarm System Replacements	GF-000009	\$250,000	\$250,000							
30020	HVAC System Upgrades and Replacement	GF-000011	\$350,000	\$350,000							
30300	Affordable/Workforce Housing	2H38-072-000	\$830,797						\$830,797		
30300	Bridging Affordability Program	2H38-084-000	\$500,000						\$500,000		
30300	Crescent Apartments Debt Service	2H38-075-000	\$1,191,156						\$1,191,156		
30300	Housing Blueprint Project	2H38-180-000	\$27,974,547						\$27,974,547		
30300	Wedgewood Debt Service	2H38-081-000	\$4,889,500						\$4,889,500		
40000	Bus Shelter Replacement	TS-000022	\$150,000								\$150,000
40000	Connector Intelligent Transportation Sys	3G40-003-000	\$790,000								\$790,000
40000	Fairfax Connector Buses - Capital	TF-000048	\$2,193,526								\$2,193,526
40000	Fairfax Connector Electric Buses	TF-000057	\$925,000								\$925,000
40000	Farebox Upgrade/Replacement	TF-000039	\$2,000,000								\$2,000,000
40000	Mid-Life Overhaul	TF-000040	\$3,850,000								\$3,850,000
40000	Shop Equipment	TF-000051	\$660,000								\$660,000
40000	West Ox Maintenance Renovation	TF-000049	\$260,000								\$260,000
40010	Construction Reserve	2G40-001-000	\$18,216,515							\$18,216,515	
40010	Construction Reserve NVTA 30%	2G40-107-000	\$28,105,849							\$28,105,849	
40010	Herndon NVTA 30% Capital	2G40-105-000	\$898,585							\$898,585	
40010	Metro Capital Transfer NVTA 30%	2G40-164-000	\$13,325,000							\$13,325,000	
40010	Vienna NVTA 30% Capital	2G40-106-000	\$729,255							\$729,255	
40050	RCC-CenterStage Theatre Enhancements	CC-000008	\$27,500								\$27,500
40050	Reston Community Center Improvements	CC-000001	\$330,000								\$330,000
40060	McLean Community Center Improvements	CC-000006	\$1,100,000								\$1,100,000
40100	Conveyance System Inspection/Development	2G25-028-000	\$2,000,000					\$2,000,000			
40100	Conveyance System Rehabilitation	SD-000034	\$7,000,000					\$7,000,000			
40100	Dam & Facility Maintenance	2G25-031-000	\$5,000,000					\$5,000,000			
40100	Dam Safety and Facility Rehabilitation	SD-000033	\$10,000,000					\$10,000,000			
40100	Debt Service for SW/WW Facility	2G25-117-000	\$4,179,000					\$4,179,000			
40100	Emergency and Flood Response Projects	SD-000032	\$7,000,000					\$7,000,000			
40100	Enterprise Asset Management-Work Order System	SD-000044	\$1,400,000					\$1,400,000			
40100	NVSWCD Contributory	2G25-007-000	\$609,346					\$609,346			
40100	Ocoquan Monitoring Contributory	2G25-008-000	\$183,437					\$183,437			
40100	Stormwater Allocation to Towns	2G25-027-000	\$1,000,000					\$1,000,000			
40100	Stormwater Regulatory Program	2G25-006-000	\$4,000,000					\$4,000,000			
40100	Stream and Water Quality Improvements	SD-000031	\$23,507,957					\$23,507,957			
40140	Newington Refuse Facility Enhancements	SW-000001	\$100,203								\$100,203
40150	I-66 Administrative Building Renovation	SW-000011	\$467,581								\$467,581
40150	I-66 Environmental Compliance	SW-000013	\$500,000								\$500,000

**FY 2023 FUNDED CAPITAL PROJECTS**  
**(For additional information see referenced Fund narratives)**

Fund	Project Name	Project	FY 2023 Adopted Total	General Fund	General Obligation Bonds	Athletic Services Fee	Sewer Revenues	Stormwater Revenues	Affordable Housing Development and Investment	Commercial and Industrial Revenues	Other Revenues
40170	I-95 Landfill Leachate Facility	SW-000018	\$700,000								\$700,000
40170	I-95 Methane Gas Recovery	SW-000014	\$750,000								\$750,000
40300	ADU Acquisitions	HF-000093	\$1,006,794								\$1,006,794
40300	Land/Unit Acquisition	2H38-066-000	\$160,397								\$160,397
40300	MIDS Resale	2H38-220-000	\$2,500,000								\$2,500,000
69300	Collection System Replacement and Rehab	WW-000007	\$3,500,000				\$3,500,000				
69300	Gravity Sewer Capacity Improvements	WW-000032	\$17,700,000				\$17,700,000				
69300	Gravity Sewers	WW-000028	\$15,900,000				\$15,900,000				
69300	Large Diameter Pipe Rehabilitation and Replacement	WW-000026	\$700,000				\$700,000				
69300	Norman Cole Treatment Plant Renewal	WW-000009	\$37,000,000				\$37,000,000				
69300	Pumping Station Rehabilitation	WW-000001	\$14,200,000				\$14,200,000				
S31000	Public School Construction	N/A	\$203,814,043		\$180,000,000						\$23,814,043
<b>Total</b>			<b>\$545,796,761</b>	<b>\$25,495,773</b>	<b>\$225,000,000</b>	<b>\$1,475,000</b>	<b>\$89,000,000</b>	<b>\$65,879,740</b>	<b>\$35,386,000</b>	<b>\$61,275,204</b>	<b>\$42,285,044</b>