

5 Things to Know Before You Go

- 1 Have your student pass out and ready to show the driver when you board the bus.
- 2 The free student pass is valid only on Fairfax Connector and City of Fairfax CUE. If you switch to Metro or another transit system you will need cash or a SmarTrip® card.
- 3 The free student pass is valid 5:00 a.m. to 10:00 p.m., 7 days a week. All other times you will need cash or a SmarTrip® card.
- 4 Give respect to get respect. It's important to be kind to other riders, especially those with special needs. There are seats designed just for them so try to avoid sitting there.
- 5 If you get lost or turned around, the bus drivers are great! Just tell them you need help and they will help you figure out how to get you where you need to go.

Customer Service & Travel Information



www.fairfaxconnector.com
 703-339-7200 • TTY 703-339-1608
 f /fairfaxconnector t @ffxconnector



www.cuebus.org
 703-385-7859 • TTY 711
 t @CityofFFXCUE




City of Fairfax, Virginia




County of Fairfax, Virginia



 Fairfax County Department of Transportation (FCDOT) ensures nondiscrimination in all programs and activities in accordance with Title VI of the Civil Rights Act of 1964 and the Americans with Disabilities Act (ADA). To request this information in an alternate format, contact FCDOT at 703-877-5600, TTY 711.

Getting started with your FREE Student Bus Pass



Planning Your Trip

- Go online to the Fairfax Connector or City of Fairfax CUE website to view or print your bus schedule.
- Pick up a paper schedule/timetable from your school, Fairfax County Public Library, or a Connector Store.
- Students and their parents or guardians are encouraged to take a trip together prior to students riding alone so that everyone is familiar with the necessary steps traveling to and from school.

Taking the Bus

- Find the Fairfax Connector or City of Fairfax CUE flag along your route and wait for the bus at the bus stop.
- When the bus pulls up, check the bus number and/or signage on front of bus to ensure you are boarding the correct bus, or ask the driver.
- Show your pass to the bus driver when you board the bus.
- Immediately sit down or stand, holding the nearest strap or pole, if seats are full.

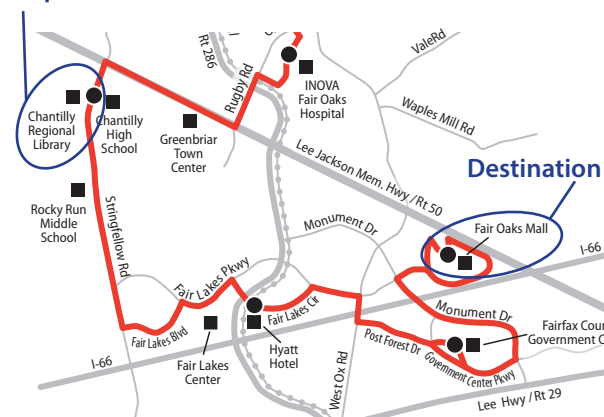
Exiting the Bus

- Pull the cord above your seat to notify the driver that you want to get off at the next stop.
- Upon arrival to your destination, make sure you have all your belongings.
- Exit the bus from the rear door and wait until the bus passes to cross the street. This helps the boarding process go smoothly and keeps you safe.

Understanding the schedules and timetables

When viewing your schedule, you'll notice the timepoints are listed across the top of the timetable. Find where and when you'd like to catch the bus and where you'd like to be dropped off. Keep in mind, these are not the only bus stops along a route. There are often stops every few blocks in between the timepoints listed.

Departure Location



Timepoints Departure Location Destination

Timepoints	Departure Location	Destination
Reston Town Center Transit Station	Reston Pkwy & Fox Mill Rd	INOVA Fair Oaks Hospital
		Chantilly Regional Library
		Fair Lakes Circle @ Hyatt Hotel
		Fairfax County Government Center
		Fair Lakes Mall

Weekday – AM Southbound Service							
6:05	6:12	6:22	6:32	6:40	6:48	6:57	
6:45	6:52	7:02	7:12	7:20	7:28	7:37	
7:30	7:38	7:49	8:00	8:11	8:21	8:33	
8:15	8:23	8:34	8:45	8:56	9:06	9:18	
9:00	9:08	9:19	9:30	9:41	9:51	10:03	
9:48	9:56	10:06	10:16	10:25	10:34	10:44	
10:35	10:43	10:53	11:03	11:12	11:21	11:31	
11:15	11:23	11:33	11:43	11:52	12:01 PM	12:11	

Weekday – PM Southbound Service							
12:10	12:00	12:18	12:28	12:37	12:46	12:56	
12:45	12:53	1:03	1:13	1:22	1:31	1:41	
1:30	1:38	1:48	1:58	2:07	2:16	2:26	
2:15	2:23	2:33	2:43	2:52	3:01	3:11	
3:00	3:10	3:20	3:30	3:39	3:48	4:00	
3:40	3:50	4:03	4:15	4:26	4:36	4:48	
4:30	4:40	4:53	5:05	5:16	5:26	5:38	
5:15	5:25	5:38	5:50	6:01	6:11	6:23	
6:05	6:12	6:22	6:32	6:40	6:49	6:58	

Days of Operation, Time of Day, and Direction

Bike Riders

- All Fairfax Connector and City of Fairfax CUE buses are equipped with bike racks.
- If you are traveling with a bike, inform the driver prior to boarding, then mount your bike on the rack located on the front of the bus.
- Upon arrival at your destination, remind the driver before you exit the bus that you will be removing your bike from the rack.



For full step-by-step instructions on how to use the bike racks, visit fairfaxconnector.com and click on the link for the "Student Buss Pass".