

2009 Rental Housing Complex Analysis

Published: May 2010



Department of Systems Management for Human Services
County of Fairfax, Virginia

Rental Housing Complex Analysis 2009

Fairfax County Board of Supervisors

Sharon Bulova
Chairman

John C. Cook
Braddock District

Jeffrey C. McKay
Lee District

Linda Q. Smyth
Providence District

John W. Foust
Dranesville District

Penelope A. Gross
Mason District

Pat Herrity
Springfield District

Catherine M. Hudgins
Hunter Mill District

Gerald W. Hyland
Mount Vernon District

Michael R. Frey
Sully District

Anthony H. Griffin
County Executive

Kenneth Disselkoen, Director
Anne Cahill
Fatima Khaja
Daphne Sawyer
*Department of Systems Management
for Human Services*



A Fairfax County, Virginia, Publication



Find us on the Web:

<http://www.fairfaxcounty.gov/government/about/data/>



To request this information in an alternate format, call Department of Systems Management for Human Services at (703)324-5638 TTY (703)803-7914.

CONTENTS

| | |
|--|----------|
| I. RENTAL HOUSING COMPLEX ANALYSIS SUMMARY ... | 1 |
| II. RENTAL HOUSING INVENTORY | 2 |
| TABLE 1. Rental Housing Complex Analysis: Inventory of Total Units, Fairfax County, 2000 to 2009..... | 2 |
| III. VACANCY RATES | 3 |
| TABLE 2. Rental Housing Complex Analysis: Total Units and Vacancy Rate by Year, Fairfax County, 2000 to 2009 . | 3 |
| TABLE 3. Rental Housing Complex Analysis: Vacancy Rates by Age of Complex, Fairfax County, 2009 | 3 |
| TABLE 4. Rental Housing Complex Analysis: Total Units and Vacancy Rate by Planning District, Fairfax County, 2009..... | 4 |
| TABLE 5. Rental Housing Complex Analysis: Total Units and Vacancy Rate by Supervisor District, Fairfax County, 2009..... | 4 |
| TABLE 6. Rental Housing Complex Analysis: Vacancy Rates by Unit Type, Fairfax County, 2009 | 5 |
| TABLE 7. Rental Housing Complex Analysis: Vacancy Rates by Structure Type, Fairfax County, 2009 | 5 |
| IV. COST OF RENTAL HOUSING | 6 |
| TABLE 8. Rental Housing Complex Analysis: Average Monthly Rent by Year, Fairfax County, 2000 to 2009 | 6 |
| TABLE 9. Rental Housing Complex Analysis: Average Monthly Rent by Age of Complex, Fairfax County, 2008 and 2009..... | 6 |
| TABLE 10. Rental Housing Complex Analysis: Average Monthly Rent by Unit Type, Fairfax County, 2008 and 2009 | 7 |
| TABLE 11. Rental Housing Complex Analysis: Average Monthly Rent by Structure Type, Fairfax County, 2008 and 2009..... | 7 |

| | |
|--|-----------|
| APPENDIX A: Market Rate Rental Housing Data by Project Name, Fairfax County, Virginia, January 2009..... | 9 |
| APPENDIX B: Rental Housing Data by Project Name - Subsidized Complexes, Fairfax County, Virginia, January 2009..... | 21 |
| APPENDIX C: Market Rate Rental Housing: Number of Units by Supervisor District, Fairfax County, Virginia, January 2009..... | 25 |
| APPENDIX D: Subsidized Rental Housing: Number of Units by Supervisor District, Fairfax County, Virginia, January 2009..... | 26 |

I. Rental Housing Complex Analysis Summary

This report presents the results of the January 2009 Fairfax County Rental Housing Complex Analysis. The Rental Housing Analysis includes all privately owned rental complexes and subsidized rental complexes in Fairfax County with five or more units. The analysis supplies data as of January 2009 on the number of rental units, vacancy rates, and rental costs of all known Fairfax County rental housing complexes containing five or more units.

The report summarizes data for the county as a whole, for each planning and supervisor district, and by age of complex, type of structure, and type of unit where appropriate. The total inventory of units includes all of the complexes included in the analysis.

Data from the 2009 Rental Housing Complex Analysis indicate that the total number of rental complex

apartments and townhouses in Fairfax County was 65,571 units in January 2009. There are 1,255 more rental complex units in January 2009 than there were January 2008.

Average monthly rent in the county for complexes without rent subsidies was \$1,375 in January 2009. This is \$34 higher than that reported in January 2008. The rents of these unsubsidized units are considered fair market rents. Average monthly rent for fair market rate rental housing units in Fairfax County ranges from \$991 for efficiency units to a high of \$1,772 for four-bedroom units. Average monthly rent for units in subsidized rental housing complexes was \$1,035 in January 2009.¹

The vacancy rate for all rental complexes, those with and without subsidies, is estimated to be 8.2 percent as of January 2009. The 2009 vacancy rate is 1.4 percentage points higher than that in 2008 (6.8 percent).

¹ Rental costs were reported for 64.0 percent of the non-subsidized Fairfax County rental units. Not all complexes provided information on vacancies. Vacancy rates are calculated using information from those complexes that provided vacancy information.

II. Rental Housing Inventory

As of January 1, 2009 there were a total of 65,571 rental housing units in Fairfax County. There was an increase of 1,255 rental units on the market between January 2008 and January 2009. This equates to a 2.0% increase of rental complex units during 2008.



TABLE 1
Rental Housing Complex Analysis
Inventory of Total Units
Fairfax County, 2000 to 2009

| Inventory | | | |
|-----------|---------------------|------------------|------------------|
| Year | Units | Net Change | Percent Change |
| 2000 | 57,226 | 2,983 | 5.50% |
| 2001 | 59,128 | 1,902 | 3.30% |
| 2002 | 60,175 | 1,047 | 1.80% |
| 2003 | 61,297 | 1,122 | 1.90% |
| 2004 | 62,934 | 1,637 | 2.70% |
| 2005 | 63,269 ² | n/a ¹ | n/a ¹ |
| 2006 | 62,156 | -1,113 | -1.76% |
| 2007 | 62,182 | 26 | 0.0% |
| 2008 | 64,316 | 2,134 | 3.4% |
| 2009 | 65,571 | 1,255 | 2.0% |

Source: Fairfax County Department of Systems Management for Human Services.

Note: Figures do not include units leased by individual owners. Starting in 2005, public housing units are included in the counts. No data are available for 1999.

¹ Due to a change in methodology in 2005, the growth in units is not comparable to previous years.

² Revised number.

III. Vacancy Rates

| TABLE 2 Rental Housing Complex Analysis: Total Units and Vacancy Rate Fairfax County, 2000 to 2009 | | |
|---|---------------------|--------------|
| Year | Units | Vacancy Rate |
| 2000 | 57,226 | 1.6% |
| 2001 | 59,128 | 2.5% |
| 2002 | 60,175 | 5.5% |
| 2003 | 61,297 | 5.6% |
| 2004 | 62,934 | 5.6% |
| 2005 | 63,269 ¹ | 6.8% |
| 2006 | 62,156 | 6.0% |
| 2007 | 62,182 | 5.9% |
| 2008 | 64,316 | 6.8% |
| 2009 | 65,571 | 8.2% |

Source: Fairfax County Department of Systems Management for Human Services.

Note: Figures do not include units leased by individual owners. Starting in 2005, public housing units are included in the counts. No data are available for 1999. Not all complexes provide information on vacancies. Vacancy rates are calculated using information from those complexes that provide vacancy information.

¹ Revised number.

| TABLE 3 Rental Housing Complex Analysis: Vacancy Rates by Age of Complex Fairfax County, 2009 | | |
|--|--------|--------------|
| Age of Complex | Units | Vacancy Rate |
| Less than 6 Years | 4,185 | 34.9% |
| 6 to 10 Years | 7,584 | 5.5% |
| 11 to 15 Years | 4,838 | 6.6% |
| 16 to 20 Years | 6,630 | 8.0% |
| Over 20 Years | 42,334 | 6.6% |
| Fairfax County | 65,571 | 8.2% |

Source: Fairfax County Department of Systems Management for Human Services.

Note: Figures do not include units leased by individual owners. Vacancy rates are calculated on all complexes, with or without subsidies. Not all complexes provide information on vacancies. Vacancy rates are calculated using information from those complexes that provide vacancy information.

TABLE 4
Rental Housing Complex Analysis:
Total Units and Vacancy Rate
by Planning District
Fairfax County, 2009

| Planning District | Units | Vacancy Rate |
|-------------------|--------|--------------|
| Annandale | 3,753 | 5.5% |
| Bailey's | 5,874 | 3.7% |
| Bull Run | 6,268 | 7.1% |
| Fairfax | 6,903 | 6.7% |
| Jefferson | 4,747 | 8.3% |
| Lincolnia | 2,946 | 12.3% |
| Lower Potomac | 1,474 | 10.3% |
| McLean | 3,158 | 8.9% |
| Mount Vernon | 9,879 | 7.6% |
| Pohick | 954 | 6.3% |
| Rose Hill | 2,609 | 6.6% |
| Springfield | 1,726 | 3.4% |
| Upper Potomac | 11,981 | 8.7% |
| Vienna | 3,299 | 21.5% |
| Fairfax County | 65,571 | 8.2% |

Source: Fairfax County Department of Systems Management for Human Services.

Note: Figures do not include units leased by individual owners. Vacancy rates are calculated on all complexes, with or without subsidies, which provided vacancy information.

TABLE 5
Rental Housing Complex Analysis:
Total Units and Vacancy Rate
by Supervisor District
Fairfax County, 2009

| Supervisor District | Units | Vacancy Rate |
|--------------------------|--------|--------------|
| Braddock | 2,667 | 4.0% |
| Dranesville ¹ | 3,329 | 8.9% |
| Hunter Mill ² | 10,516 | 8.3% |
| Lee | 8,472 | 7.2% |
| Mason | 11,264 | 8.0% |
| Mount Vernon | 7,366 | 7.5% |
| Providence | 10,969 | 10.7% |
| Springfield | 6,992 | 7.5% |
| Sully | 3,996 | 7.3% |
| Fairfax County | 65,571 | 8.2% |

Source: Fairfax County Department of Systems Management for Human Services.

Note: Figures do not include units leased by individual owners. Vacancy rates are calculated on all complexes, with or without subsidies, which provided vacancy information.

¹ Includes the Town of Herndon.

² Includes the Town of Vienna.

**TABLE 6
Rental Housing Complex Analysis:
Vacancy Rates by Unit Type
Fairfax County, 2009**

| Unit Type | Units | Vacancy Rate |
|----------------|--------|--------------|
| Efficiency | 1,210 | 10.9% |
| 1 Bedroom | 22,718 | 9.3% |
| 1 Bedroom/Den | 3,488 | 7.0% |
| 2 Bedrooms | 28,293 | 8.0% |
| 2 Bedrooms/Den | 3,751 | 6.5% |
| 3 Bedrooms | 5,506 | 6.4% |
| 3 Bedrooms/Den | 294 | 5.7% |
| 4 Bedrooms | 311 | 2.4% |
| Fairfax County | 65,571 | 8.2% |

Source: Fairfax County Department of Systems Management for Human Services.

Note: Figures do not include units leased by individual owners. Vacancy rates are calculated on all complexes, with or without subsidies, which provided vacancy information.

**TABLE 7
Rental Housing Complex Analysis:
Vacancy Rates by Structure Type
Fairfax County, 2009**

| Structure Type | Units | Vacancy Rate |
|----------------|--------|--------------|
| Low-Rise | 54,299 | 8.3% |
| Mid-Rise | 2,055 | 7.2% |
| High-Rise | 5,852 | 8.2% |
| Townhouse | 3,365 | 4.1% |
| Fairfax County | 65,571 | 8.2% |

Source: Fairfax County Department of Systems Management for Human Services.

Note: Figures do not include units leased by individual owners. Vacancy rates are calculated on all complexes, with or without subsidies, which provided vacancy information.

Definitions:

Low-rise or garden structure is 1 to 4 stories.

Mid-rise structure is 5 to 8 stories.

High-rise structure is 9 or more stories.

Townhouse is usually a multi-story, single-family dwelling attached structure containing a common wall.

IV. Cost of Rental Housing

TABLE 8
Rental Housing Complex Analysis:
Average Monthly Rent by Year
Fairfax County, 2000 to 2009

| Year | Average Monthly Rent | Percent Change |
|------|----------------------|--------------------|
| 2000 | \$989 | 16.5% ¹ |
| 2001 | \$1,129 | 14.2% |
| 2002 | \$1,157 | 2.5% |
| 2003 | \$1,168 | 1.0% |
| 2004 | \$1,157 | -0.9% |
| 2005 | \$1,202 | n/a ² |
| 2006 | \$1,247 | 3.7% |
| 2007 | \$1,311 | 5.1% |
| 2008 | \$1,341 | 2.3% |
| 2009 | \$1,375 | 2.5% |

Source: Fairfax County Department of Systems Management for Human Services.

Note: Average monthly rents are based on units located in major rental housing complexes having five or more units and are not available for 1999. Units leased by individual owners are not included. Privately owned subsidized housing units as well as publicly owned rental units are excluded from the rent calculations.

¹ The 1998-2000 percent change reflects a two-year difference.

² Due to a change in methodology, the percent change from the prior year is not comparable.

TABLE 9
Rental Housing Complex Analysis:
Average Monthly Rent by Age of Complex
Fairfax County, 2008 and 2009

| Age of Complex | Average Monthly Rent | | |
|----------------|----------------------|---------|----------------|
| | 2008 | 2009 | Percent Change |
| 1 to 5 Years | \$1,753 | \$1,612 | -8.0% |
| 6 to 10 Years | \$1,472 | \$1,284 | -12.8% |
| 11 to 15 Years | \$1,320 | \$1,442 | 9.2% |
| 16 to 20 Years | \$1,429 | \$1,558 | 9.0% |
| Over 20 Years | \$1,279 | \$1,329 | 3.9% |
| Fairfax County | \$1,341 | \$1,375 | 2.5% |

Source: Fairfax County Department of Systems Management for Human Services.

Note: Figures do not include units leased by individual owners, public housing units, and privately owned subsidized housing complexes.

TABLE 10
Rental Housing Complex Analysis:
Average Monthly Rent by Unit Type
Fairfax County, 2008 and 2009

| Unit Type | Average Rent | | |
|----------------|--------------|---------|----------------|
| | 2008 | 2009 | Percent Change |
| Efficiency | \$994 | \$991 | -0.3% |
| 1 Bedroom | \$1,175 | \$1,210 | 3.0% |
| 1 Bedroom/Den | \$1,308 | \$1,364 | 4.3% |
| 2 Bedrooms | \$1,400 | \$1,434 | 2.4% |
| 2 Bedrooms/Den | \$1,552 | \$1,557 | 0.3% |
| 3 Bedrooms | \$1,651 | \$1,637 | -0.8% |
| 3 Bedrooms/Den | \$1,604 | \$1,761 | 9.8% |
| 4 Bedrooms | \$1,757 | \$1,772 | 0.9% |
| Fairfax County | \$1,341 | \$1,375 | 2.5% |

Source: Fairfax County Department of Systems Management for Human Services.

Note: Figures do not include units leased by individual owners, public housing units, and privately owned subsidized housing complexes.

TABLE 11
Rental Housing Complex Analysis:
Average Monthly Rent by Structure Type
Fairfax County, 2008 and 2009

| Structure Type | Average Rent | | |
|----------------|--------------|---------|----------------|
| | 2008 | 2009 | Percent Change |
| Low-Rise | \$1,307 | \$1,344 | 2.8% |
| Mid-Rise | \$1,376 | \$1,400 | 1.7% |
| High-Rise | \$1,490 | \$1,531 | 2.8% |
| Townhouse | \$1,731 | \$1,722 | -0.5% |
| Fairfax County | \$1,341 | \$1,375 | 2.5% |

Source: Fairfax County Department of Systems Management for Human Services.

Note: Figures do not include units leased by individual owners, public housing units, and privately owned subsidized housing complexes.

Definitions:

Low-rise or **garden structure** is 1 to 4 stories.

Mid-rise structure is 5 to 8 stories.

High-rise structure is 9 or more stories.

Townhouse is usually a multi-story, single-family dwelling attached structure containing a common wall.

APPENDIX A
MARKET RATE RENTAL HOUSING DATA BY PROJECT NAME
FAIRFAX COUNTY, VIRGINIA
JANUARY 2009

| Project Name | Map Reference Number | Year Built | Structure Type | Supervisor District | Planning District | Total Units |
|--------------------------------|-----------------------------|-------------------|-----------------------|----------------------------|--------------------------|--------------------|
| 2243 HUNTINGTON AV | 0831 08 0094A | 1950 | Low-Rise | MOUNT VERNON | Mount Vernon | 23 |
| 8 APTS | 0502 01 0029 | 1958 | Low-Rise | PROVIDENCE | Jefferson | 8 |
| ABBOTTS RUN | 1004 01 0002 | 1988 | Low-Rise | MOUNT VERNON | Mount Vernon | 248 |
| AMBERLEIGH (PREV ARCH FAIRFAX) | 0494 01 0057B | 1968 | Low-Rise | PROVIDENCE | Fairfax | 482 |
| AMBERLEIGH (PREV ARCH FAIRFAX) | 0494 01 0057B | 1968 | Townhouse | PROVIDENCE | Fairfax | 270 |
| ARBORS @ FAIR LAKES | 0561 08 0002A | 1987 | Low-Rise | SPRINGFIELD | Bull Run | 282 |
| ARCHSTONE CHARTER OAK | 0172 22 0001A | 1970 | Low-Rise | HUNTER MILL | Upper Potomac | 261 |
| ARCHSTONE DULLES | 0154 01 0022J | 2000 | Low-Rise | HUNTER MILL | Upper Potomac | 411 |
| ARCHSTONE FAIR CHASE APTS | 0561 22 M | 2006 | Low-Rise | SPRINGFIELD | Fairfax | 392 |
| ARCHSTONE MONUMENT PARK | 0562 01 0069B | 2001 | Low-Rise | SPRINGFIELD | Fairfax | 460 |
| ARCHSTONE RESTON LANDING | 0171 12 0008 | 1999 | Low-Rise | HUNTER MILL | Upper Potomac | 400 |
| ARCHSTONE SPRINGFIELD STATION | 0902 01 0062A | 1998 | Low-Rise | LEE | Springfield | 631 |
| ARCHSTONE TYSONS CORNER | 0293 01 0035 | 1980 | Low-Rise | HUNTER MILL | Vienna | 217 |
| ARCHSTONE WOODLAND PARK | 0163 11 0003 | 2000 | Low-Rise | HUNTER MILL | Upper Potomac | 392 |
| ARROWHEAD GARDEN APTS | 0394 01 0184A | 1966 | Low-Rise | PROVIDENCE | Vienna | 246 |
| ARROWHEAD RENTAL THS | 0394 01 0184A | 1966 | Townhouse | PROVIDENCE | Vienna | 97 |
| ARROWOOD PARC | 0383 01 0049 | 1966 | Low-Rise | HUNTER MILL | Vienna | 300 |
| ASHFORD MEADOWS | 0251 01 0003J | 1997 | Low-Rise | HUNTER MILL | Upper Potomac | 440 |
| AVALON @ AUTUMNWOODS | 0551 01 0030 | 1989 | Low-Rise | SPRINGFIELD | Bull Run | 420 |
| AVALON CRESCENT GARDENS | 0294 07 B | 1997 | Low-Rise | PROVIDENCE | McLean | 384 |
| AVALON CRESCENT THS | 0294 07 B | 1997 | Townhouse | PROVIDENCE | McLean | 174 |
| AVANT (FORM.ARCH PATRIOT VIL1) | 0702 01 0026 | 1973 | Low-Rise | BRADDOCK | Annandale | 1,043 |
| AVANT (FORM.ARCH PATRIOT VIL1) | 0702 01 0023 | 1973 | Townhouse | BRADDOCK | Annandale | 22 |
| BAILEY HOUSE | 0612 01 0070 | 1965 | Mid-Rise | MASON | Baileys | 49 |

APPENDIX A
MARKET RATE RENTAL HOUSING DATA BY PROJECT NAME
FAIRFAX COUNTY, VIRGINIA
JANUARY 2009

| Project Name | Map Reference Number | Year Built | Structure Type | Supervisor District | Planning District | Total Units |
|--------------------------------|-----------------------------|-------------------|-----------------------|----------------------------|--------------------------|--------------------|
| BARCROFT PLAZA APTS | 0614 01 0159 | 1966 | Low-Rise | MASON | Baileys | 196 |
| BARCROFT VIEW APTS | 0614 01 0024 | 1963 | Low-Rise | MASON | Baileys | 370 |
| BEACON HILL APT I | 0922 01 0016E | 1966 | Low-Rise | LEE | Mount Vernon | 727 |
| BELLE HAVEN TOWERS II | 0833 01 0090B | 1974 | High-Rise | MOUNT VERNON | Mount Vernon | 569 |
| BELVOIR PLAZA APTS | 1092 02 0005 | 1963 | Low-Rise | MOUNT VERNON | Mount Vernon | 45 |
| BENT TREE APTS | 0544 01 0114 | 1988 | Low-Rise | SULLY | Bull Run | 748 |
| BREN MAR APTS | 0811 01 0007C | 1960 | Low-Rise | MASON | Lincolnia | 135 |
| BURKESHIRE COMMONS | 0772 01 0060A | 1986 | Low-Rise | BRADDOCK | Pohick | 360 |
| CAMBRIDGE COMMONS | 0513 18 B | 1952 | Low-Rise | MASON | Baileys | 305 |
| CAMDEN @ DULLES STATION APTS | 0154 05 0004A | 2007 | Low-Rise | HUNTER MILL | Upper Potomac | 366 |
| CAMDEN @ FAIRFAX CORNER-MANOR | 0561 01 0047E | 2005 | Low-Rise | SPRINGFIELD | Fairfax | 451 |
| CAMDEN @ FAIRFAX CORNER-MANOR | 0561 01 0047E | 2005 | Townhouse | SPRINGFIELD | Fairfax | 32 |
| CAMDEN FAIR LAKES (WAS SUMMIT | 0454 01 0024F | 1998 | Low-Rise | SPRINGFIELD | Bull Run | 494 |
| CAMDEN FAIR LAKES (WAS SUMMIT | 0454 01 0024F | 1998 | Townhouse | SPRINGFIELD | Bull Run | 36 |
| CAMDEN MONUMENT PLACE | 0463 01 0036E | 2007 | Low-Rise | SPRINGFIELD | Fairfax | 368 |
| CANTERBURY SQUARE | 1091 01 0002 | 1964 | Low-Rise | MOUNT VERNON | Lower Potomac | 152 |
| CARLYN HILL APTS | 0621 01 0003 | 1962 | Low-Rise | MASON | Baileys | 74 |
| CARMEL VIENNA STATION | 0484 01 0058 | 2007 | Low-Rise | PROVIDENCE | Vienna | 250 |
| CARTER LAKES 1 | 0181 01 0008 | 1979 | Low-Rise | HUNTER MILL | Upper Potomac | 259 |
| CARYDALE VILLAGE TH/GARDEN MIX | 1012 01 0010B | 1966 | Townhouse | LEE | Mount Vernon | 104 |
| CAVALIER CLUB APTS W/O ARL LND | 0513 01 0043 | 1965 | High-Rise | MASON | Baileys | 216 |
| CHANTILLY CROSSING APTS | 0344 06 0075 | 2001 | Low-Rise | SULLY | Bull Run | 360 |
| CHELSEA SQUARE APTS | 0802 01 0020A | 1964 | Low-Rise | LEE | Springfield | 166 |
| CHERRY ARMS APTS | 0933 01 0001 | 1965 | Low-Rise | MOUNT VERNON | Mount Vernon | 168 |

APPENDIX A
MARKET RATE RENTAL HOUSING DATA BY PROJECT NAME
FAIRFAX COUNTY, VIRGINIA
JANUARY 2009

| Project Name | Map Reference Number | Year Built | Structure Type | Supervisor District | Planning District | Total Units |
|--------------------------------|-----------------------------|-------------------|-----------------------|----------------------------|--------------------------|--------------------|
| CHURCHILL APTS | 0501 01 0038 | 1966 | Low-Rise | PROVIDENCE | Jefferson | 150 |
| CIRCLE TOWERS | 0484 01 0003 | 1973 | High-Rise | PROVIDENCE | Vienna | 554 |
| CIRCLE TOWERS | 0484 01 0003 | 1973 | Townhouse | PROVIDENCE | Vienna | 52 |
| COLUMBIA VIEW APTS | 0612 01 0068 | 1962 | Low-Rise | MASON | Baileys | 53 |
| COPPERMINE PLACE-PHASE II | 0163 01 0035H1 | 2005 | Low-Rise | HUNTER MILL | Upper Potomac | 88 |
| COURTS OF MT VERNON | 1014 01 0017B | 1967 | Low-Rise | MOUNT VERNON | Mount Vernon | 168 |
| CRESCENT APTS | 0172 16 0001A | 1967 | Low-Rise | HUNTER MILL | Upper Potomac | 181 |
| DEVONSHIRE SQUARE APTS | 0392 01 0050 | 1967 | Low-Rise | PROVIDENCE | Jefferson | 84 |
| DOLLEY MADISON EAST & IV | 0392 01 0067C | 1968 | Low-Rise | PROVIDENCE | McLean | 579 |
| DULLES GREENE-PHASE I | 0152 01 0008A | 2000 | Low-Rise | DRANESVILLE | Upper Potomac | 686 |
| DULLES GREENE-PHASE I | 0161 01 0005B | 2000 | Townhouse | DRANESVILLE | Upper Potomac | 120 |
| DULLES TOWN CENTER PH 1 | 0154 01 0003D | 1996 | Low-Rise | HUNTER MILL | Upper Potomac | 270 |
| EAST MEADOW APTS | 0452 01 0037 | 1971 | Low-Rise | SPRINGFIELD | Bull Run | 150 |
| EDGEMOORE (FRMR ARCH KINGSTWN) | 0913 01 0063D | 1989 | Low-Rise | LEE | Rose Hill | 358 |
| EDSALL GARDENS | 0811 06 0003 | 1964 | Low-Rise | MASON | Lincolnia | 176 |
| EDSALL STATION APTS | 0724 01 0031 | 1981 | Low-Rise | MASON | Lincolnia | 135 |
| ELMS @ CENTREVILLE | 0544 01 0083B | 1988 | Low-Rise | SULLY | Bull Run | 268 |
| ELMS @ KINGSTOWNE | 0913 01 0063E | 1987 | Low-Rise | LEE | Rose Hill | 294 |
| ELMS @ OAKTON | 0473 01 0030B | 1987 | Low-Rise | PROVIDENCE | Fairfax | 313 |
| EQR ELLIPSE (FMR ARCHST ELLIP) | 0561 15 0003 | 1990 | Low-Rise | SPRINGFIELD | Fairfax | 404 |
| EQR OAKS AT FALLS CHURCH APTS | 0401 01 0044A | 1966 | Low-Rise | DRANESVILLE | McLean | 176 |
| EQR REGENCY PARK APTS | 0543 01 0008B | 1988 | Low-Rise | SULLY | Bull Run | 252 |
| EQR WORLDGATE (FMR ARCHST WG) | 0163 02 0002B | 1995 | Low-Rise | DRANESVILLE | Upper Potomac | 320 |
| EVERGREEN HOUSE | 0604 01 0021 | 1977 | Mid-Rise | MASON | Annandale | 246 |

APPENDIX A
MARKET RATE RENTAL HOUSING DATA BY PROJECT NAME
FAIRFAX COUNTY, VIRGINIA
JANUARY 2009

| Project Name | Map Reference Number | Year Built | Structure Type | Supervisor District | Planning District | Total Units |
|--------------------------------|-----------------------------|-------------------|-----------------------|----------------------------|--------------------------|--------------------|
| FAIR OAKS @ PENDER CREEK | 0561 01 0015A | 1989 | Low-Rise | SPRINGFIELD | Fairfax | 246 |
| FAIRFAX CIRCLE VILLA | 0483 01 0028 | 1974 | Low-Rise | PROVIDENCE | Fairfax | 330 |
| FAIRFAX TOWERS | 0403 01 0004 | 1978 | High-Rise | PROVIDENCE | Jefferson | 415 |
| FAIRFAX VILLAGE APTS | 0474 01 0019 | 1973 | Low-Rise | PROVIDENCE | Fairfax | 174 |
| FAIRFIELD CROSSING | 0494 01 0060E | 1966 | Low-Rise | PROVIDENCE | Jefferson | 491 |
| FAIRFIELD- ASHTON @DULLES CRNR | 0154 01 0013F1 | 2007 | Low-Rise | HUNTER MILL | Upper Potomac | 453 |
| FAIRFIELD@BAILEYS XRD APTS | 0623 01 0014A | 2008 | Mid-Rise | MASON | Baileys | 414 |
| FAIRMONT GARDENS | 0711 03 0001 | 1962 | Low-Rise | MASON | Annandale | 389 |
| FAIRWAY APTS EAST (FAIRWAYS I) | 0172 18 0001 | 1969 | Low-Rise | HUNTER MILL | Upper Potomac | 348 |
| FIELDS HRNDN/FMRSTRATFRD XNG I | 0163 01 0037A | 1996 | Low-Rise | HUNTER MILL | Upper Potomac | 288 |
| FIELDS@LORTON STA/FMR KENTON X | 1074 01 0017B2 | 2000 | Low-Rise | MOUNT VERNON | Lower Potomac | 248 |
| FIELDS@MERRIFLD/FMR MERRIFLD C | 0494 01 0052 | 1997 | Low-Rise | PROVIDENCE | Jefferson | 124 |
| FOREST GLEN PHASE I | 0443 07 E | 1995 | Low-Rise | SULLY | Bull Run | 202 |
| GOLDEN GATE APTS | 0623 01 0012 | 1961 | Low-Rise | MASON | Baileys | 184 |
| GRANDVIEW APTS B 1-5 | 0621 01 0008A | 1962 | Low-Rise | MASON | Baileys | 266 |
| HARBOR PARK APTS | 0114 22 0003 | 1996 | Low-Rise | HUNTER MILL | Upper Potomac | 190 |
| HARTLAND MANOR APTS | 0492 01 0037 | 1967 | Low-Rise | PROVIDENCE | Jefferson | 60 |
| HERNDON OAKS | 0161 02 0011B | 1972 | Low-Rise | DRANESVILLE | Upper Potomac | 184 |
| HILLWOOD MANOR APTS | 0612 11 0001 | 1951 | Low-Rise | MASON | Baileys | 171 |
| HOLLY COURT APTS | 0924 01 0021 | 1966 | Low-Rise | LEE | Mount Vernon | 89 |
| HOLLY COURT APTS | 0924 01 0021 | 1966 | Townhouse | LEE | Mount Vernon | 20 |
| HUNTINGTON GARDENS | 0833 0207 A | 1950 | Low-Rise | LEE | Mount Vernon | 113 |
| HUNTINGTON GATEWAY APTS | 0833 01 0076 | 1990 | High-Rise | MOUNT VERNON | Mount Vernon | 417 |
| HUNTINGTON GATEWAY APTS | 0833 01 0076 | 1990 | Townhouse | MOUNT VERNON | Mount Vernon | 26 |

APPENDIX A
MARKET RATE RENTAL HOUSING DATA BY PROJECT NAME
FAIRFAX COUNTY, VIRGINIA
JANUARY 2009

| Project Name | Map Reference Number | Year Built | Structure Type | Supervisor District | Planning District | Total Units |
|--------------------------------|-----------------------------|-------------------|-----------------------|----------------------------|--------------------------|--------------------|
| IDYLWOOD VILLAGE WEST | 0403 01 0005D | 1971 | Low-Rise | PROVIDENCE | Jefferson | 396 |
| INTERNATIONAL APTS | 0162 02 0121 | 1962 | Low-Rise | DRANESVILLE | Upper Potomac | 90 |
| JEFFERSON @ FAIR OAKS | 0463 01 0036B | 1995 | Low-Rise | SPRINGFIELD | Fairfax | 181 |
| JEFFERSON GARDENS | 0833 03 0018 | 1950 | Low-Rise | LEE | Mount Vernon | 67 |
| JEFFERSON/RIDGELEIGH@VAN DORN | 0814 25 0006D | 1995 | Low-Rise | LEE | Rose Hill | 360 |
| JEFFERSON@SULLIVAN PL APTS | 0811 01 A | 2006 | Low-Rise | MASON | Lincolnia | 498 |
| KENDRICK COURT-SENIOR APTS 62+ | 0163 01 0038D | 1999 | Low-Rise | HUNTER MILL | Upper Potomac | 139 |
| KINGS GARDENS APTS SEC I | 0824 01 0021 | 1965 | Low-Rise | LEE | Mount Vernon | 442 |
| KINGSLEY COMMONS THS | 0503 12 0001 | 1949 | Townhouse | PROVIDENCE | Jefferson | 404 |
| LAFAYETTE APTS | 0924 01 0013 | 1966 | Low-Rise | LEE | Mount Vernon | 341 |
| LAKESIDE APTS I | 0651 01 0003D | 1988 | Low-Rise | SULLY | Bull Run | 686 |
| LEE OVERLOOK APTS | 0642 01 0005B | 1994 | Low-Rise | SULLY | Bull Run | 196 |
| LEE VALLEY APTS | 0901 02 0113 | 1968 | Low-Rise | LEE | Springfield | 242 |
| LINCOLN @ FAIR OAKS | 0561 01 0013 | 1997 | Low-Rise | SPRINGFIELD | Fairfax | 284 |
| LIONSGATE APT HOMES | 0154 01 0022E | 2000 | Low-Rise | HUNTER MILL | Upper Potomac | 236 |
| LIONSGATE APT HOMES | 0154 01 0022E | 2000 | Townhouse | HUNTER MILL | Upper Potomac | 92 |
| LOFTS @ PARK CREST RES UNITS | 0294 14 0001C | 2008 | Mid-Rise | PROVIDENCE | McLean | 131 |
| MALLARD COURTS | 1013 01 0005 | 1973 | Low-Rise | LEE | Mount Vernon | 180 |
| MANCHESTER LAKES-PH I | 0913 18 0007 | 1999 | Low-Rise | LEE | Rose Hill | 252 |
| MARGATE MANOR APTS (PH 1) | 0584 01 0051 | 1965 | Low-Rise | PROVIDENCE | Fairfax | 189 |
| MAYFAIR HOUSE APTS | 0504 01 0041 | 1965 | Low-Rise | PROVIDENCE | Jefferson | 208 |
| MCNAIR FARMS APTS | 0163 01 0023B | 1990 | Low-Rise | HUNTER MILL | Upper Potomac | 283 |
| MEADOW WOODS APT-NEW | 0924 01 0020 | 1973 | Low-Rise | LEE | Mount Vernon | 231 |
| MEADOW WOODS APT-OLD | 0924 01 0019B | 1964 | Low-Rise | LEE | Mount Vernon | 481 |

APPENDIX A
MARKET RATE RENTAL HOUSING DATA BY PROJECT NAME
FAIRFAX COUNTY, VIRGINIA
JANUARY 2009

| Project Name | Map Reference Number | Year Built | Structure Type | Supervisor District | Planning District | Total Units |
|-------------------------------|-----------------------------|-------------------|-----------------------|----------------------------|--------------------------|--------------------|
| MERRIFIELD VILLAGE | 0492 01 0040 | 1968 | Low-Rise | PROVIDENCE | Jefferson | 705 |
| METROPOLITAN OF FAIRFAX | 0163 17 0453 | 2004 | Low-Rise | HUNTER MILL | Upper Potomac | 244 |
| METROPOLITAN OF RESTON | 0171 33 0414 | 2006 | High-Rise | HUNTER MILL | Upper Potomac | 289 |
| MONTICELLO GARDENS | 0503 01 0005B | 1964 | Low-Rise | MASON | Jefferson | 734 |
| MORNINGSIDE APTS | 0724 01 0011 | 1968 | Low-Rise | MASON | Lincolnia | 679 |
| MOUNT VERNON SQUARE | 0933 01 0030 | 1966 | Low-Rise | MOUNT VERNON | Mount Vernon | 1,387 |
| MT VERNON APTS | 1014 01 0009 | 1964 | Low-Rise | LEE | Mount Vernon | 183 |
| MT VERNON GARDEN APT | 0924 01 0069A | 1962 | Low-Rise | LEE | Mount Vernon | 32 |
| MUNSON HILL TOWERS | 0611 01 0011 | 1963 | High-Rise | MASON | Baileys | 279 |
| OAK VIEW GARDENS APTS SEC.1 | 0614 01 0091A | 1964 | Low-Rise | MASON | Baileys | 166 |
| OAK VIEW GARDENS APTS SEC.2 | 0614 01 0091 | 1964 | Low-Rise | MASON | Baileys | 158 |
| OAKS OF WOODLAWN | 1092 01 0012 | 1985 | Low-Rise | MOUNT VERNON | Mount Vernon | 175 |
| OAKTON PARK APTS | 0474 01 0020 | 1972 | Low-Rise | PROVIDENCE | Fairfax | 418 |
| OLDE SALEM VILLAGE ONE | 0612 01 0121 | 1948 | Low-Rise | MASON | Baileys | 412 |
| OLDE SALEM VILLAGE ONE | 0612 01 0121 | 1948 | Townhouse | MASON | Baileys | 36 |
| ORLEANS VILLAGE SOUTH | 0721 01 0044A | 1965 | Low-Rise | MASON | Lincolnia | 499 |
| ORLEANS VILLAGE SOUTH | 0721 01 0044 | 1965 | Townhouse | MASON | Lincolnia | 352 |
| PARCRESTON 82 RENTALS INTERIM | 0172 01 0024 | 1985 | Low-Rise | HUNTER MILL | Upper Potomac | 82 |
| PARK AVENUE APTS | 0104 02 0014D | 1964 | Low-Rise | DRANESVILLE | Upper Potomac | 44 |
| PARK PLACE @ VAN DORN | 0812 01 0012D | 2002 | Low-Rise | LEE | Rose Hill | 285 |
| PARKRIDGE GARDENS | 0162 02 0123 | 1989 | Low-Rise | DRANESVILLE | Upper Potomac | 132 |
| PARKRIDGE GARDENS | 0162 02 0123 | 1964 | Townhouse | DRANESVILLE | Upper Potomac | 12 |
| PARKWOOD APARTMENTS | 0612 14 0005 | 1949 | Low-Rise | MASON | Baileys | 221 |
| PARLIAMENT VILLAGE-GARDEN | 0711 01 0077 | 1971 | Low-Rise | MASON | Annandale | 498 |

APPENDIX A
MARKET RATE RENTAL HOUSING DATA BY PROJECT NAME
FAIRFAX COUNTY, VIRGINIA
JANUARY 2009

| Project Name | Map Reference Number | Year Built | Structure Type | Supervisor District | Planning District | Total Units |
|-------------------------------|-----------------------------|-------------------|-----------------------|----------------------------|--------------------------|--------------------|
| PARLIAMENT VILLAGE-HIGHRISE | 0711 01 0077 | 1971 | High-Rise | MASON | Annandale | 252 |
| PEACHTREE OF MCLEAN | 0401 01 0034 | 1973 | Mid-Rise | DRANESVILLE | McLean | 341 |
| PINE SPRINGS GARDENS | 0503 19050008 | 1954 | Low-Rise | PROVIDENCE | Jefferson | 58 |
| PINE SPRINGS GARDENS | 0503 1905 A | 1954 | Townhouse | PROVIDENCE | Jefferson | 42 |
| PINEWOOD PLAZA | 0584 01 0048 | 1964 | Low-Rise | PROVIDENCE | Fairfax | 199 |
| POST CORNERS @ TRINITY | 0544 01 0003C | 1995 | Low-Rise | SULLY | Bull Run | 336 |
| POST FOREST APTS | 0561 01 0024B | 1989 | Low-Rise | SPRINGFIELD | Fairfax | 364 |
| POST TYSONS CORNER | 0293 22 0001 | 1989 | Low-Rise | PROVIDENCE | McLean | 500 |
| PROVIDENCE HALL APTS | 0484 01 0012C | 1974 | Low-Rise | PROVIDENCE | Vienna | 196 |
| RAVENSWORTH TOWERS | 0711 09 0004C | 1973 | High-Rise | MASON | Annandale | 219 |
| REGENTS PARK @ METRO | 0484 01 0059 | 1997 | Low-Rise | PROVIDENCE | Vienna | 552 |
| RESERVE @ FAIRFAX CORNER | 0562 01 0001C | 2001 | Low-Rise | SPRINGFIELD | Fairfax | 652 |
| RESERVE@TYSONS PH 2 267 UNITS | 0392 01 0013A5 | 2008 | Low-Rise | PROVIDENCE | Vienna | 211 |
| RESTON GLEN | 0261 10 0010 | 1974 | Low-Rise | HUNTER MILL | Upper Potomac | 200 |
| RIVERSIDE PARK | 0833 01 0101 | 1971 | High-Rise | MOUNT VERNON | Mount Vernon | 1,222 |
| ROLLING HILLS APTS | 1012 01 0008B | 1967 | Low-Rise | LEE | Mount Vernon | 157 |
| ROSE HILL APTS | 0823 01 0040A | 1962 | Low-Rise | LEE | Rose Hill | 181 |
| ROSE HILL APTS II | 0823 01 0040 | 1964 | Low-Rise | LEE | Rose Hill | 263 |
| SACRAMENTO SQUARE | 1004 01 0011 | 1986 | Low-Rise | MOUNT VERNON | Mount Vernon | 215 |
| SANGER PLACE | 1074 01 0085A | 1999 | Low-Rise | MOUNT VERNON | Lower Potomac | 182 |
| SARATOGA SQUARE | 0982 01 0013A | 1986 | Low-Rise | MOUNT VERNON | Pohick | 78 |
| SARATOGA SQUARE | 0982 01 0013A | 1986 | Townhouse | MOUNT VERNON | Pohick | 22 |
| SEVEN CORNERS APTS | 0513 18 E | 1952 | Low-Rise | MASON | Baileys | 284 |
| SHENANDOAH CROSSING APTS | 0451 01 0014 | 1985 | Low-Rise | SPRINGFIELD | Bull Run | 640 |

APPENDIX A
MARKET RATE RENTAL HOUSING DATA BY PROJECT NAME
FAIRFAX COUNTY, VIRGINIA
JANUARY 2009

| Project Name | Map Reference Number | Year Built | Structure Type | Supervisor District | Planning District | Total Units |
|--------------------------------|-----------------------------|-------------------|-----------------------|----------------------------|--------------------------|--------------------|
| SKYLINE TOWERS | 0623 01 0032 | 1971 | High-Rise | MASON | Baileys | 940 |
| SKYVIEW APARTMENTS | 1013 01 0038 | 1965 | Low-Rise | MOUNT VERNON | Mount Vernon | 119 |
| SPRINGFIELD CROSSING | 0902 01 0056B | 2001 | Low-Rise | LEE | Springfield | 343 |
| SPRINGFIELD GARDENS (1951) | 0803 01 0003 | 1951 | Low-Rise | LEE | Springfield | 90 |
| SPRINGFIELD GARDENS (1964) | 0803 01 0007 | 1964 | Low-Rise | LEE | Springfield | 130 |
| SPRINGFIELD SQUARE APTS | 0802 01 0019B | 1968 | Low-Rise | BRADDOCK | Annandale | 412 |
| ST JOHNS WOODS | 0114 01 0012 | 1990 | Low-Rise | HUNTER MILL | Upper Potomac | 250 |
| STUART WOODS APTS I | 0171 02 0005C | 1974 | Low-Rise | DRANESVILLE | Upper Potomac | 450 |
| SUSSEX AT KINGSTOWNE | 0914 01 0001N | 1989 | Low-Rise | LEE | Rose Hill | 132 |
| SUSSEX AT KINGSTOWNE | 0914 01 0001B | 1991 | Low-Rise | LEE | Rose Hill | 424 |
| THE APARTMENTS AT NORTH POINT | 0114 12 0004B2 | 1998 | Low-Rise | HUNTER MILL | Upper Potomac | 48 |
| THE ASHBY | 0302 01 0030B | 1982 | High-Rise | DRANESVILLE | McLean | 256 |
| THE COMMONS PH 1 THRU 3 | 0303 28 0005 | 1968 | Low-Rise | PROVIDENCE | McLean | 549 |
| THE COMMONS PH 1 THRU 3 | 0303 28 0005 | 1968 | Townhouse | PROVIDENCE | McLean | 28 |
| THE GLEN APTS | 0501 01 0042A | 1978 | Low-Rise | PROVIDENCE | Jefferson | 152 |
| THE HERMITAGE APTS | 0463 01 0036C | 1987 | Low-Rise | SPRINGFIELD | Fairfax | 491 |
| THE PRESTWICK | 0513 01 0024 | 1962 | Mid-Rise | MASON | Baileys | 310 |
| THE SPRINGS @ RESTON | 0261 09 0001 | 1973 | Low-Rise | HUNTER MILL | Upper Potomac | 362 |
| THE SYCAMORES APTS | 0174 01 0001D | 1980 | Low-Rise | HUNTER MILL | Upper Potomac | 185 |
| TOWNES @ HERNDON CENTER | 0162 02 0315 | 2001 | Townhouse | DRANESVILLE | Upper Potomac | 218 |
| TREVORS RUN (DTC 3) | 0154 01 0003C | 1999 | Low-Rise | HUNTER MILL | Upper Potomac | 170 |
| TYSONS VIEW (FMR IDYLWOOD VIL) | 0403 01 0003 | 1966 | Low-Rise | PROVIDENCE | Jefferson | 312 |
| VAN METRE DULLES COURT | 0161 02 0016B | 1972 | Low-Rise | DRANESVILLE | Upper Potomac | 180 |
| VIENNA PARK NORTH | 0491 02 0007 | 1963 | Low-Rise | HUNTER MILL | Vienna | 300 |

APPENDIX A
MARKET RATE RENTAL HOUSING DATA BY PROJECT NAME
FAIRFAX COUNTY, VIRGINIA
JANUARY 2009

| Project Name | Map Reference Number | Year Built | Structure Type | Supervisor District | Planning District | Total Units |
|-----------------------------|-----------------------------|-------------------|-----------------------|----------------------------|--------------------------|--------------------|
| VILLAGE APTS | 1091 01 0031 | 1957 | Low-Rise | MOUNT VERNON | Lower Potomac | 32 |
| VIRGINIA VILLAGE | 0723 01 0054A | 1966 | Low-Rise | MASON | Lincolnia | 344 |
| VISTA GARDENS APTS | 0612 14 0014 | 1949 | Low-Rise | MASON | Baileys | 296 |
| WASHINGTON AVE APTS | 1014 08D 0004 | 1962 | Low-Rise | MOUNT VERNON | Mount Vernon | 23 |
| WASHINGTON SQUARE APTS | 1013 09020001B | 1968 | Low-Rise | MOUNT VERNON | Mount Vernon | 219 |
| WATERSIDE APTS | 0171 01 0010 | 1985 | Low-Rise | HUNTER MILL | Upper Potomac | 276 |
| WEDGEWOOD EAST APTS | 0711 01 0072B | 1967 | Low-Rise | BRADDOCK | Annandale | 123 |
| WEDGEWOOD MANOR | 0711 01 0072A | 1963 | Low-Rise | BRADDOCK | Annandale | 125 |
| WEDGEWOOD WEST | 0702 01 0008 | 1967 | Low-Rise | BRADDOCK | Annandale | 409 |
| WEDGEWOOD WEST | 0702 01 0008 | 1967 | Townhouse | BRADDOCK | Annandale | 15 |
| WEST SPRINGFIELD TERRACE | 0793 05 0007A | 1978 | Low-Rise | SPRINGFIELD | Pohick | 244 |
| WESTFIELD VILLAGE | 0443 07 H1 | 1988 | Low-Rise | SULLY | Bull Run | 228 |
| WINDSOR AT FAIRLAKES | 0454 01 0033 | 1988 | Low-Rise | SPRINGFIELD | Bull Run | 250 |
| WINTERTHUR APTS | 0261 09 0002 | 1973 | Low-Rise | HUNTER MILL | Upper Potomac | 300 |
| WOODLAND PARK CROSSING APTS | 0164 23 R | 2007 | Low-Rise | HUNTER MILL | Upper Potomac | 202 |
| WOODLAND PARK PHASE I | 0163 01 0025D3 | 2001 | Low-Rise | HUNTER MILL | Upper Potomac | 493 |
| WOODLAND PARK PHASE I | 0163 01 0025D3 | 2001 | Townhouse | HUNTER MILL | Upper Potomac | 149 |
| WOODLAWN GARDEN APTS | 1013 01 0008 | 1963 | Low-Rise | LEE | Mount Vernon | 240 |
| WOODLEY ARMS APTS | 0831 08 0091B1 | 1963 | Low-Rise | MOUNT VERNON | Mount Vernon | 31 |
| WOODS OF FAIRFAX I | 1083 01 0006 | 1979 | Low-Rise | MOUNT VERNON | Lower Potomac | 312 |
| WOODS OF FAIRFAX II | 1083 01 0006A | 1985 | Low-Rise | MOUNT VERNON | Lower Potomac | 296 |
| WOODSIDE APTS | 1083 01 0015 | 1987 | Low-Rise | MOUNT VERNON | Lower Potomac | 252 |

APPENDIX A
MARKET RATE RENTAL HOUSING DATA BY PROJECT NAME
FAIRFAX COUNTY, VIRGINIA
JANUARY 2009

| Project Name | Map Reference Number | Year Built | Structure Type | Supervisor District | Planning District | Total Units |
|--------------------------|-----------------------------|-------------------|-----------------------|----------------------------|--------------------------|--------------------|
| WOODWAY @ TRINITY CENTRE | 0544 01 0001 | 1997 | Low-Rise | SULLY | Bull Run | 504 |
| | | | | | | 60,733 |

Source: Fairfax County Department of Systems Management for Human Services, 2009

Note: Some rental complexes are comprised of multiple land parcels and have more than one map reference number. The map reference number shown in this table may or may not refer to the primary parcel associated with the rental complex.

APPENDIX B
RENTAL HOUSING DATA BY PROJECT NAME – SUBSIDIZED COMPLEXES
FAIRFAX COUNTY, VIRGINIA
JANUARY 2009

| Project Name | Map Reference Number | Year Built | Structure Type | Supervisor District | Planning District | Total Units |
|--------------------------------|-----------------------------|-------------------|-----------------------|----------------------------|--------------------------|--------------------|
| ATRIUM APTS-FCRHA | 0924 01 0027 | 1976 | Low-Rise | LEE | Mount Vernon | 37 |
| AUDUBON APTS-FCRHA | 1012 01 0014A | 1971 | Low-Rise | LEE | Mount Vernon | 46 |
| BARROS CI TH-FCRHA | 0543 12 N | 1983 | Townhouse | SULLY | Bull Run | 44 |
| BRIARCLIFF II THS-FCRHA | 0393 01 0089 | 1985 | Townhouse | PROVIDENCE | Vienna | 20 |
| BRIARCLIFF RENTAL TOWNHOUSES | 0392 01 0030F | 1981 | Townhouse | PROVIDENCE | Vienna | 30 |
| BUCKMAN ROAD APTS | 1012 01 0019 | 1973 | Low-Rise | LEE | Mount Vernon | 204 |
| BURKE LAKE GARDENS | 0881 01 0011 | 1984 | Low-Rise | SPRINGFIELD | Pohick | 100 |
| CASTELLANI MEADOWS THS-FCRHA | 0544 01 0073C | 1999 | Townhouse | SULLY | Bull Run | 24 |
| CEDAR RIDGE APTS-FCRHA | 0181 04 0014 | 1970 | Low-Rise | HUNTER MILL | Upper Potomac | 198 |
| CHANTILLY MEWS THS | 0344 07 0002A | 1982 | Townhouse | SULLY | Bull Run | 50 |
| CORALAIN APTS | 0503 01 0003A | 1963 | Low-Rise | MASON | Jefferson | 106 |
| CREVENNA OAK TH-FCRHA | 0771 01 0005C | 1979 | Townhouse | BRADDOCK | Pohick | 50 |
| ELMWOOD HOUSE | 0514 01 0003B | 1995 | Mid-Rise | MASON | Baileys | 50 |
| GREEN HILL THS | 0991 01 0002B | 1980 | Townhouse | MOUNT VERNON | Springfield | 100 |
| GREENWOOD APTS-FCRHA | 0513 18 J | 1952 | Low-Rise | MASON | Baileys | 138 |
| GUM SPRINGS GLEN-FCRHA | 1012 01 0073 | 2003 | Low-Rise | MOUNT VERNON | Mount Vernon | 60 |
| HARBOR HOUSE | 0104 02 0014G2 | 1998 | Low-Rise | DRANESVILLE | Upper Potomac | 120 |
| HOPKINS GLEN-TAXABLE | 0501 01 0019 | 1969 | Low-Rise | PROVIDENCE | Jefferson | 91 |
| HUNTERS WOODS FELLOWSHIP HOUSE | 0261 07 0003B | 1980 | High-Rise | HUNTER MILL | Upper Potomac | 224 |
| HUNTING CREEK RENTAL THS | 1012 12 0037 | 1982 | Townhouse | MOUNT VERNON | Mount Vernon | 35 |
| ISLAND WALK TOWNHOUSES | 0172 15 0041 | 1977 | Townhouse | HUNTER MILL | Upper Potomac | 102 |
| JANNA LEE VILLAGE | 1012 20 0015 | 1976 | Low-Rise | LEE | Mount Vernon | 319 |
| KINGSLEY PARK THS-FCRHA | 0503 12 0007A | 1949 | Townhouse | PROVIDENCE | Jefferson | 108 |

APPENDIX B
RENTAL HOUSING DATA BY PROJECT NAME – SUBSIDIZED COMPLEXES
FAIRFAX COUNTY, VIRGINIA
JANUARY 2009

| Project Name | Map Reference Number | Year Built | Structure Type | Supervisor District | Planning District | Total Units |
|-------------------------------|-----------------------------|-------------------|-----------------------|----------------------------|--------------------------|--------------------|
| LAKE ANNE FELLOWSHIP HOUSE 1 | 0172 01 0003 | 1971 | Mid-Rise | HUNTER MILL | Upper Potomac | 140 |
| LAKE ANNE FELLOWSHIP HOUSE 2 | 0172 01 0002 | 1976 | Mid-Rise | HUNTER MILL | Upper Potomac | 100 |
| LOCKWOOD HOUSE | 0514 01 0003B | 1986 | Low-Rise | MASON | Baileys | 100 |
| MADISON RIDGE-98 RENTAL UNITS | 0642 01 0038 | 1987 | Low-Rise | SULLY | Bull Run | 98 |
| MORRIS GLEN-FCRHA | 0911 12 J | 1995 | Low-Rise | LEE | Rose Hill | 60 |
| MT VERNON HOUSE IND LIVING | 1023 01 0046C | 1983 | Low-Rise | MOUNT VERNON | Mount Vernon | 130 |
| MURRAYGATE VILLAGE-FCRHA | 1012 06 0507A | 1971 | Low-Rise | LEE | Mount Vernon | 200 |
| OAK CREEK RENTAL THS | 0481 22 0001 | 1981 | Townhouse | PROVIDENCE | Fairfax | 46 |
| OLD MILL GARDENS-FCRHA | 1092 01 0005A | 1995 | Low-Rise | MOUNT VERNON | Mount Vernon | 48 |
| ORRINGTON COURTS APT | 0502 02 B1 | 1949 | Low-Rise | PROVIDENCE | Jefferson | 25 |
| PARK RENTAL TH-FCRHA | 0804 01 0030 | 1980 | Townhouse | LEE | Springfield | 24 |
| PENDERBROOK APTS II-FCRHA | 0463 01 0071D | 1988 | Low-Rise | PROVIDENCE | Fairfax | 48 |
| RAGAN OAKS-FCRHA | 0463 01 0043B | 1994 | Low-Rise | SPRINGFIELD | Fairfax | 51 |
| RESTON TH-FCRHA | 0171 01 0003E | 1989 | Townhouse | HUNTER MILL | Upper Potomac | 30 |
| ROBINSON SQ TH-FCRHA | 0573 01 0011A | 1982 | Townhouse | BRADDOCK | Fairfax | 46 |
| ROSEDALE MANOR-FCRHA | 0612 01 0085 | 1961 | Low-Rise | MASON | Baileys | 96 |
| SPRING GARDENS APT | 1012 01 0045 | 1967 | Low-Rise | MOUNT VERNON | Mount Vernon | 209 |
| STONEGATE VILLAGE-FCRHA | 0261 08 0002 | 1972 | Low-Rise | HUNTER MILL | Upper Potomac | 234 |
| STRAWBRIDGE SQ THS | 0723 01 0040 | 1980 | Townhouse | MASON | Lincolnia | 128 |
| SUMMIT OAK TH-FCRHA | 0772 01 0044A | 1981 | Townhouse | BRADDOCK | Pohick | 50 |
| SUNSET PARK APTS | 0614 17 B | 1962 | Low-Rise | MASON | Baileys | 90 |
| TAVENNER LANE APTS-FCRHA | 0924 01 0023 | 1996 | Low-Rise | LEE | Mount Vernon | 24 |
| TYSONS LANDING | 0392 01 0071 | 1981 | Low-Rise | PROVIDENCE | McLean | 40 |
| TYSONS TOWERS | 0293 01 0016 | 1976 | Mid-Rise | HUNTER MILL | Vienna | 274 |

APPENDIX B
RENTAL HOUSING DATA BY PROJECT NAME – SUBSIDIZED COMPLEXES
FAIRFAX COUNTY, VIRGINIA
JANUARY 2009

| Project Name | Map Reference Number | Year Built | Structure Type | Supervisor District | Planning District | Total Units |
|-----------------------|-----------------------------|-------------------|-----------------------|----------------------------|--------------------------|--------------------|
| WESLEY AGAPE HOUSE | 0562 01 0051A | 1999 | Low-Rise | BRADDOCK | Fairfax | 12 |
| WEST GLADE APTS-FCRHA | 0164 05 0004 | 1974 | Low-Rise | HUNTER MILL | Upper Potomac | 50 |
| WESTFORD 3 THS-FCRHA | 1021 01 0055A | 1984 | Townhouse | MOUNT VERNON | Mount Vernon | 105 |
| WESTMINISTER OAKS TH | 0984 01 0001A | 1982 | Townhouse | MOUNT VERNON | Pohick | 50 |
| WEXFORD MANOR APTS | 0501 01 0023 | 1970 | Low-Rise | PROVIDENCE | Jefferson | 74 |
| | | | | | | 4,838 |

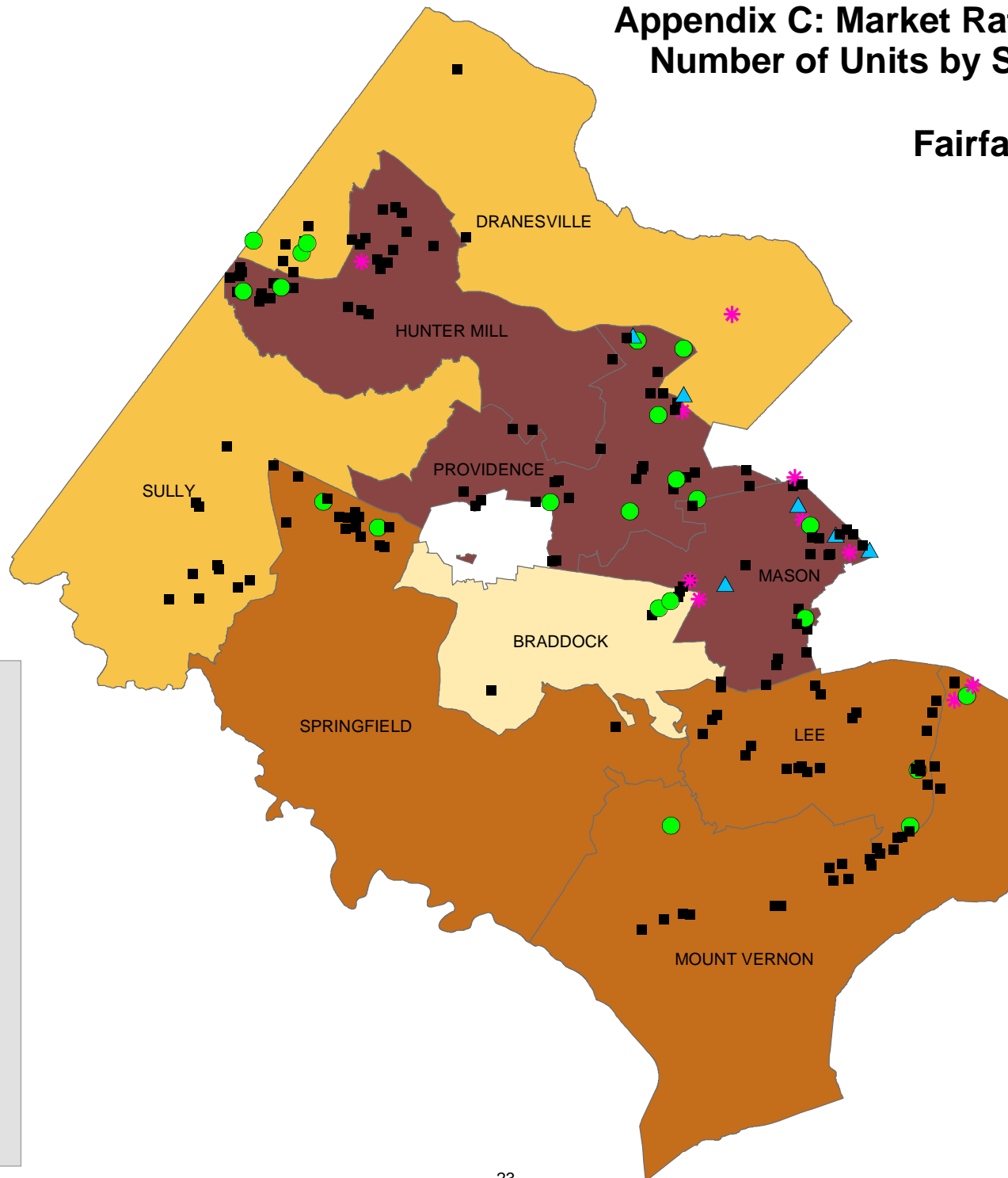
Source: Fairfax County Department of Systems Management for Human Services, 2009

Note: Some rental complexes are comprised of multiple land parcels and have more than one map reference number. The map reference number shown in this table may or may not refer to the primary parcel associated with the rental complex.



Appendix C: Market Rate Rental Housing Number of Units by Supervisor District

Fairfax County, Virginia
January 2009



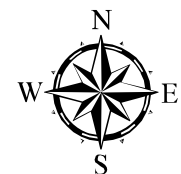
Apartment Type

- Low-Rise
- ▲ Mid-Rise
- * High-Rise
- Townhouse

Supervisor Districts

Number of Units

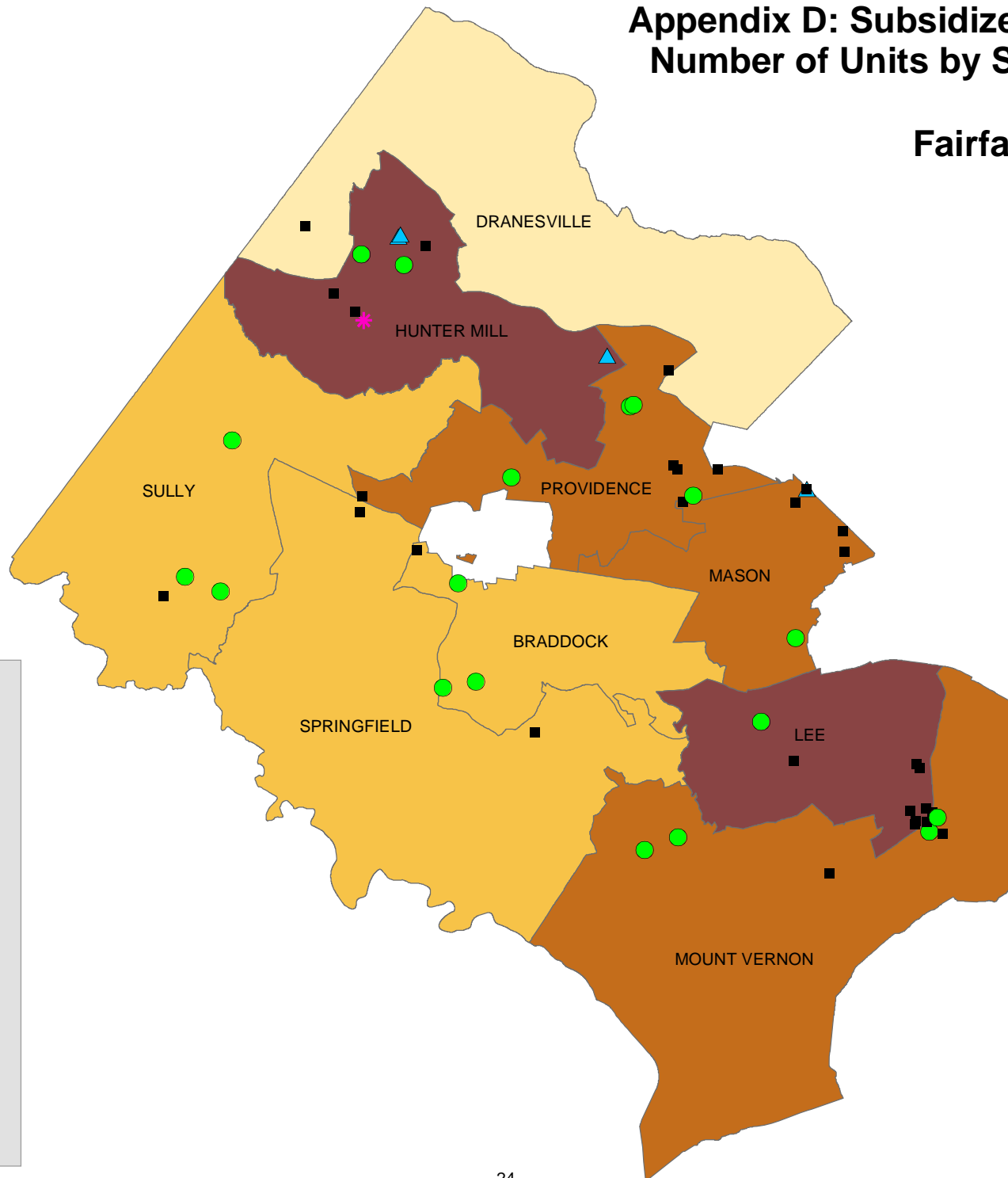
- 2,509 - 3,000
- 3,001 - 6,000
- 6,001 - 9,000
- 9,001 - 10,556





Appendix D: Subsidized Rental Housing Number of Units by Supervisor District

Fairfax County, Virginia
January 2009




Apartment Type

- Low-Rise
- ▲ Mid-Rise
- * High-Rise
- Townhouse

Supervisor Districts

Number of Units

- 120 - 150
- 151 - 250
- 251 - 800
- 801 - 1,352



Source: Fairfax County Department of Systems Management for Human Services. City of Fairfax not included.



A Publication of Fairfax County, Virginia