

November 25, 2025

Revenues and Returns Analysis for Fairfax County, VA



Weldon Cooper Center
for Public Service

Fairfax County Board of Supervisors

Presenter: Matt Scheffel, Economist

Weldon Cooper: An Overview

- One of the oldest and largest university-based public service organizations
- Known for...
 - Rigorous training programs
 - Nationally recognized applied research
 - Non-partisan, reliable, and timely services
- Serve policymakers, elected officials, governments, community leaders, and university constituents, primarily in Virginia

Summary Findings

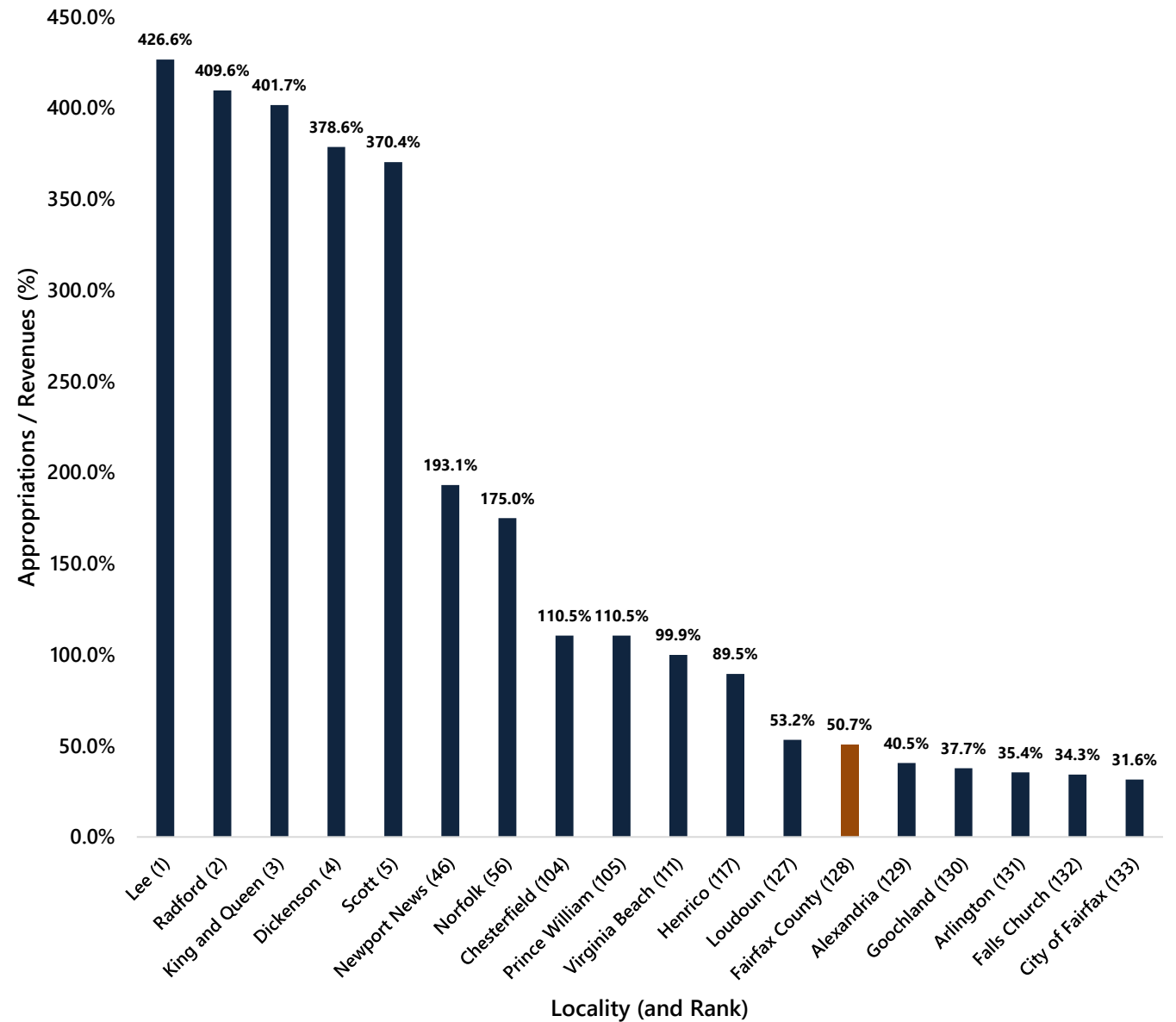
- Fairfax County is the most populous locality in Virginia (about 1.15 million residents, roughly 13% of the state's population)
- In FY 2024, Fairfax generated approximately **\$5.77 billion** in General Fund tax revenues for the Commonwealth – **20.7%** of all state General Fund revenue.
- Fairfax produces more than one-fifth of Virginia's General Fund – a sum driven primarily by individual income taxes (over \$4.5 billion from Fairfax in FY 2024) as well as sales, corporate income, and other taxes.

Summary Findings

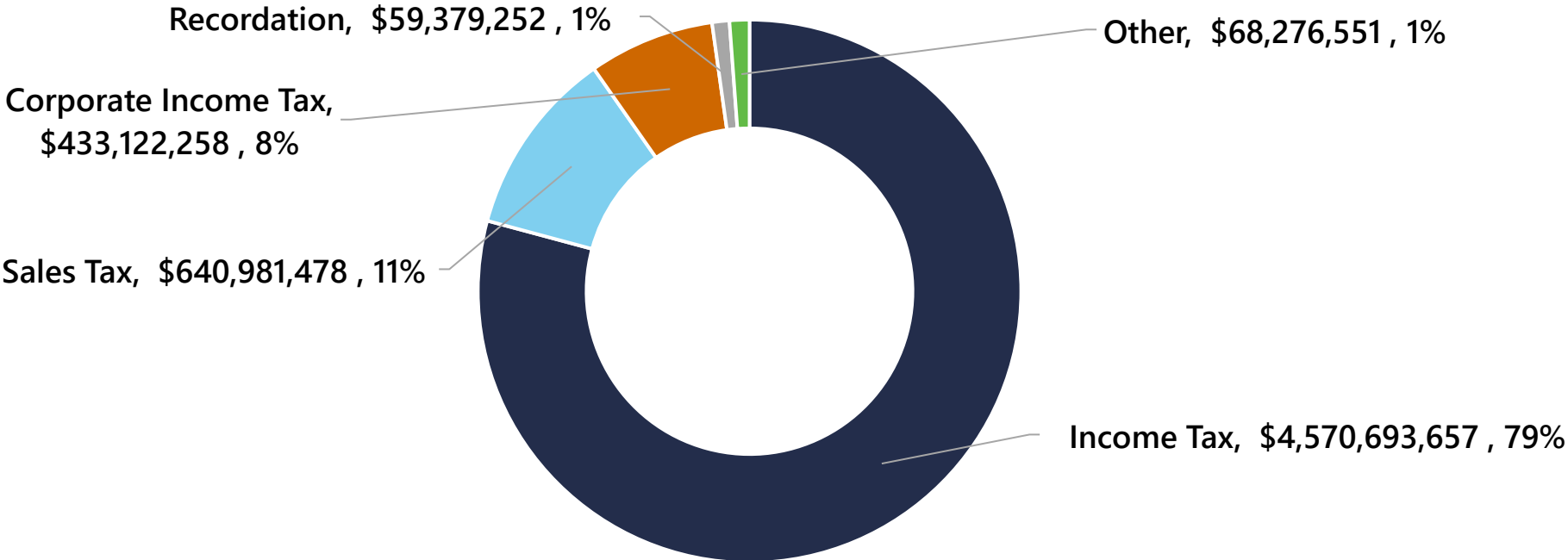
- Total state General Fund appropriations benefitting Fairfax County were about **\$2.93 billion**, which is **11.1%** of statewide General Fund spending.
- **For every \$1.00 Fairfax produced in revenue, it received about \$0.50 in return – “50 cents on the dollar.”** (FY 2024)
 - Includes Direct Aid (21.2%) + Indirect/Other (29.5%) = 50.7%

Fairfax County Receives Approx. “50 Cents on the Dollar”

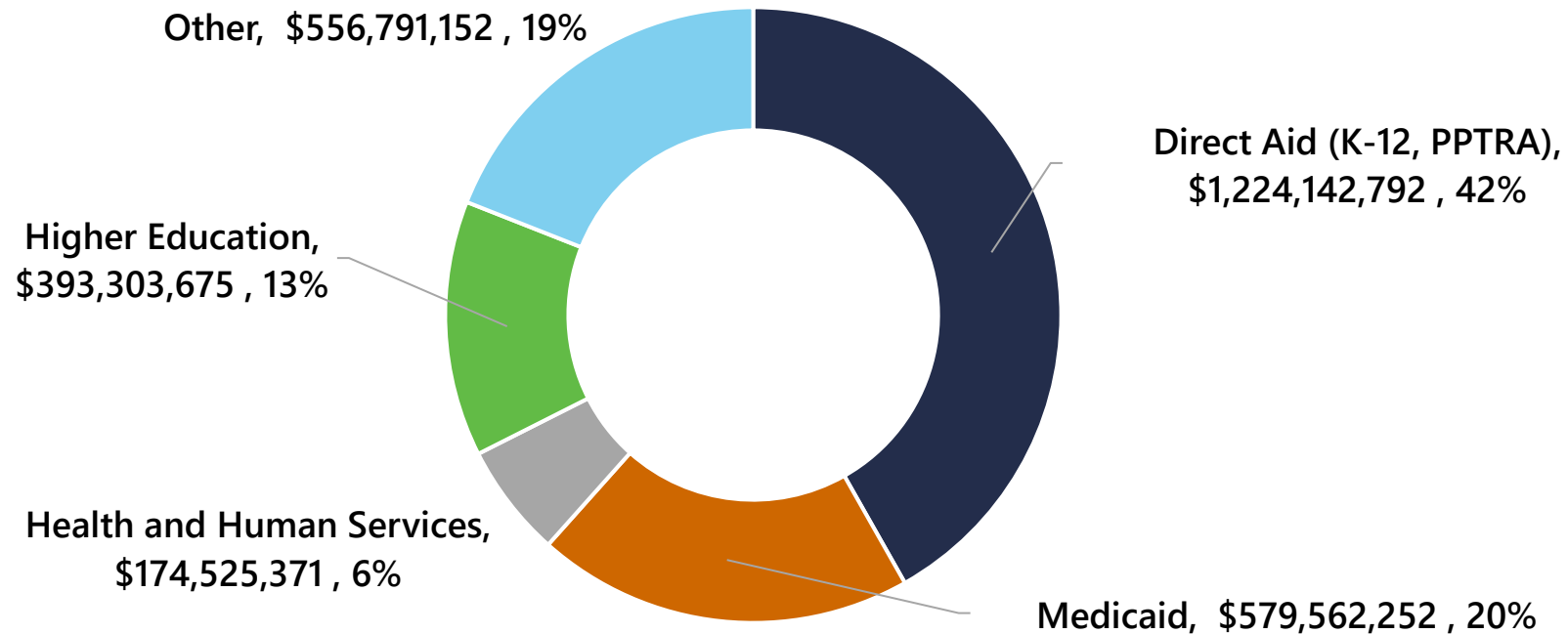
- Ranks 128th out of 133 Localities
- Includes Direct Aid (e.g., K-12 State Aid and Personal Property Tax Relief Act) and Other / Indirect Aid (Medicaid, Public Health and Social Services, Higher Education, etc.)



Fairfax County – Estimated \$5.77 Billion General Fund State Revenue Generated by Category



Fairfax County – Estimated \$2.93 Billion State General Fund Appropriations by Category

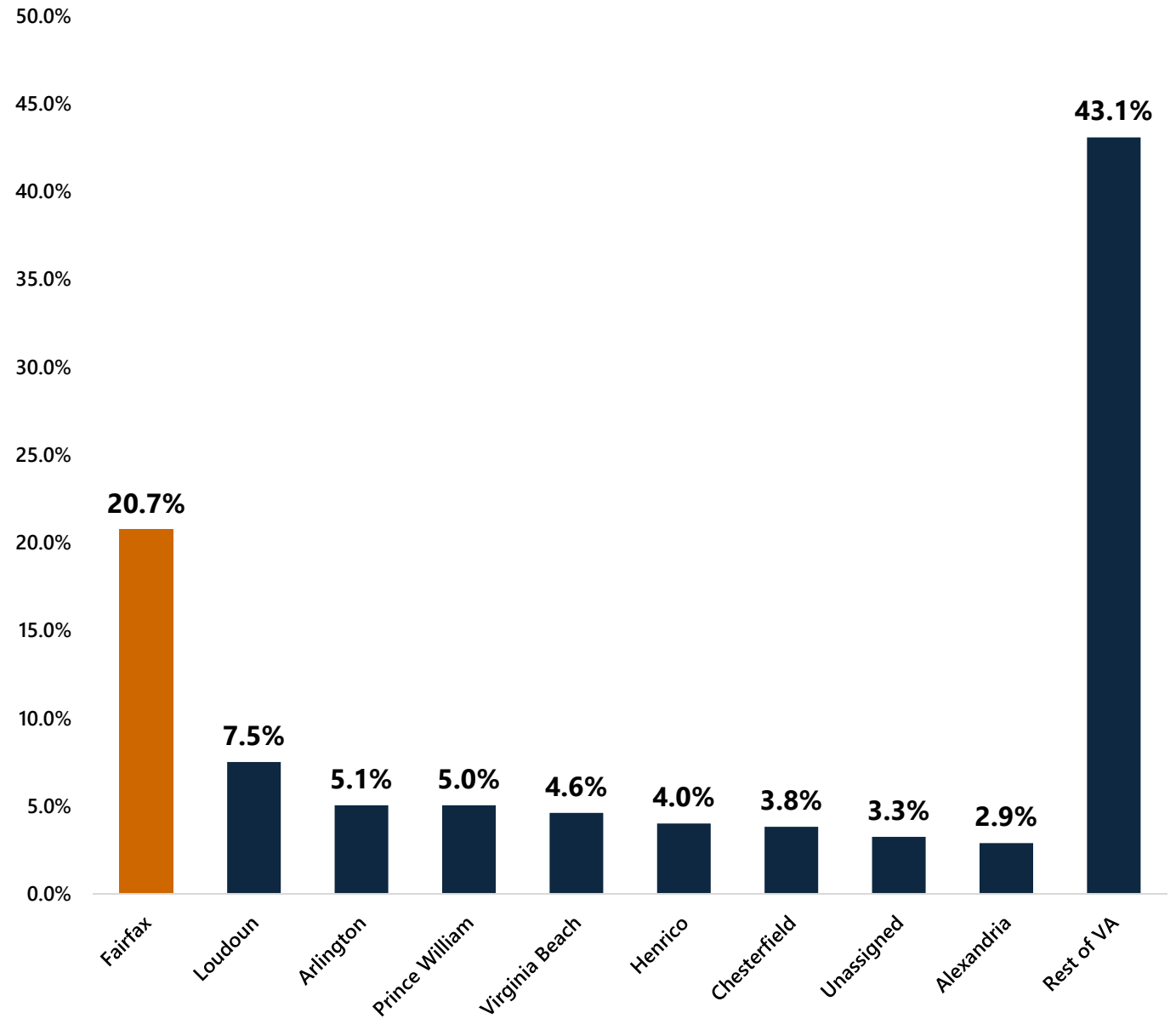


Fairfax County vs. Regional Peers (FY 2024)

Locality	FY24 State GF Revenue Generated	FY24 GF Appropriations Received	State K-12 Aid (FY24)	Return Rate (Spending per \$1)
Fairfax County	\$5.77 B (20.7% of VA total)	\$2.93 B (11.1% of VA total)	\$1.013 B	~\$0.50 (50%)
Arlington County	\$1.406 B (5.1% of VA)	\$0.498 B (1.9% of VA)	\$0.108 B	~\$0.35 (35%)
Loudoun County	\$2.092 B (7.5% of VA)	\$1.114 B (4.2% of VA)	\$0.513 B	~\$0.53 (53%)
Prince William County	\$1.405 B (5.1% of VA)	\$1.552 B (5.9% of VA)	\$0.790 B	~\$1.10 (110%)

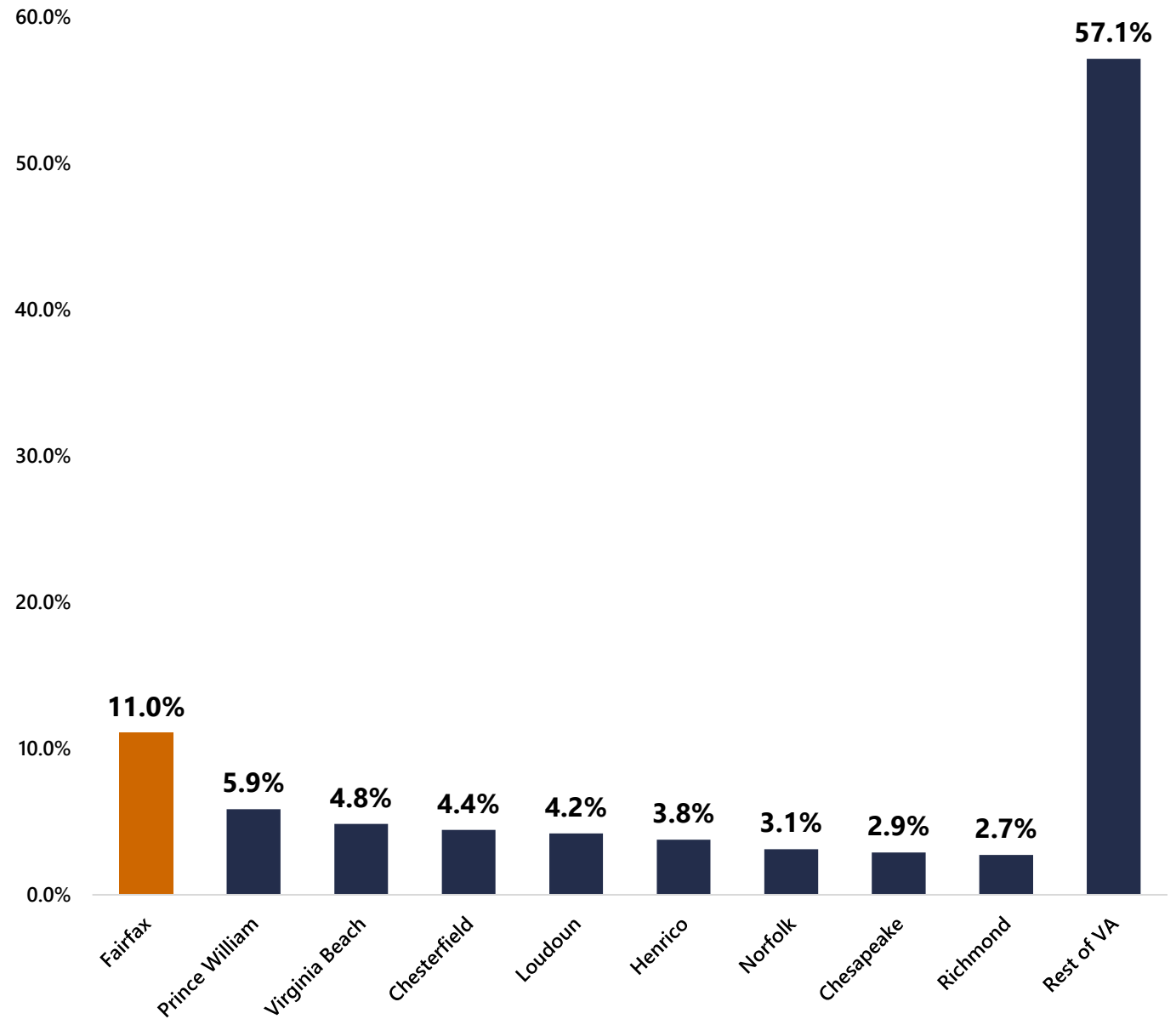
Fairfax County's Revenue Generation – Percent of State General Fund Revenues

- Fairfax generated roughly one-fifth of all state General Fund revenues
- Fairfax contributes more than the next three largest contributors combined



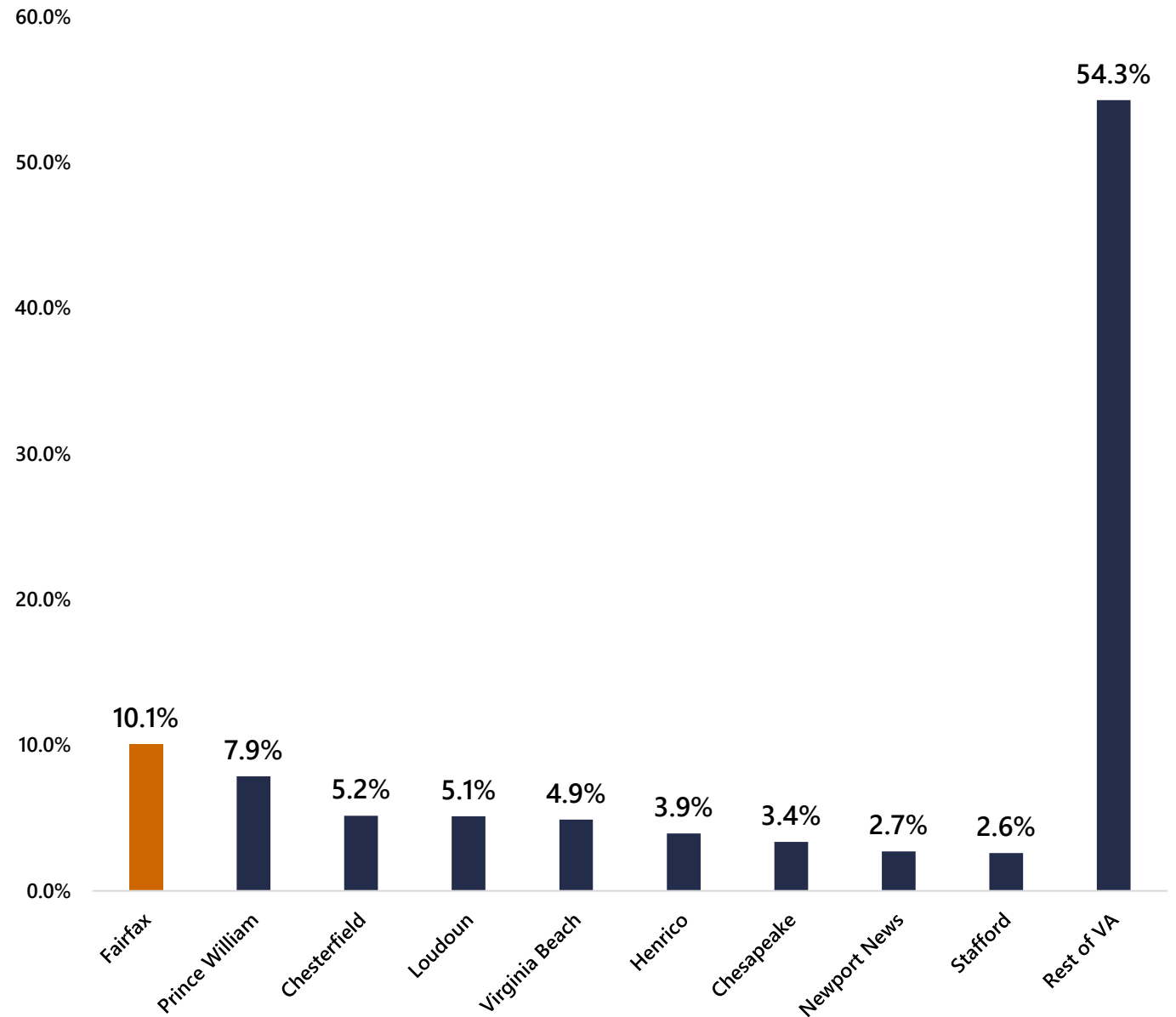
Fairfax County's Share of Total State Appropriations

- **Direct Aid** to local governments (e.g., K-12 education funding, car tax distributions) + **Other state spending** (e.g., Medicaid, Health and Human Services, Higher Education, etc.)
- Totaled roughly **\$2.93 billion** in FY 2024, or about **11%** of total General Fund appropriations.



Fairfax County's Share of K-12 Direct Aid

- FCPS is the largest school division in Virginia (*serving almost 15% of the state's K-12 students*); received about **10%** of state K-12 dollars
- LCI is based on each locality's value of real property, resident income, and taxable retail sales
- Heavily weights real property and resident income; does not fully account for business personal property bases



FY 2024 Fairfax County Highlights


Variable	FY 2024 Value
Population	1,149,595 residents (~13% of VA)
Total State General Fund Revenues from Fairfax	\$5.772 billion
Fairfax Share of State General Fund Revenues	20.7% of statewide GF revenues
Total State General Fund Appropriations to Fairfax	\$2.928 billion
Fairfax Share of State GF Appropriations	11.1% of statewide GF spending
Return on Contribution (Spending vs. Revenue)	~\$0.51 per \$1.00 contributed (approx. 51% return)
Rank in Return Rate (133 localities)	128th
State K–12 Education Aid to Fairfax	\$1.013 billion (10.1% of state K–12 aid)
State Car Tax Relief Funding to Fairfax	\$211.3 million (Fairfax’s share = 22.2% of state car tax reimbursement)

Questions?

Weldon Cooper Center

2400 Old Ivy Rd | Charlottesville
coopercenter.org

Eric Scorsone, Executive Director
eric.scorsone@virginia.edu



UNIVERSITY
of VIRGINIA

Weldon Cooper Center
for Public Service

