

# Consolidated Community Funding Pool

FY 2023-2024

RFP II

TAC Tool



Emergency Housing Assistance



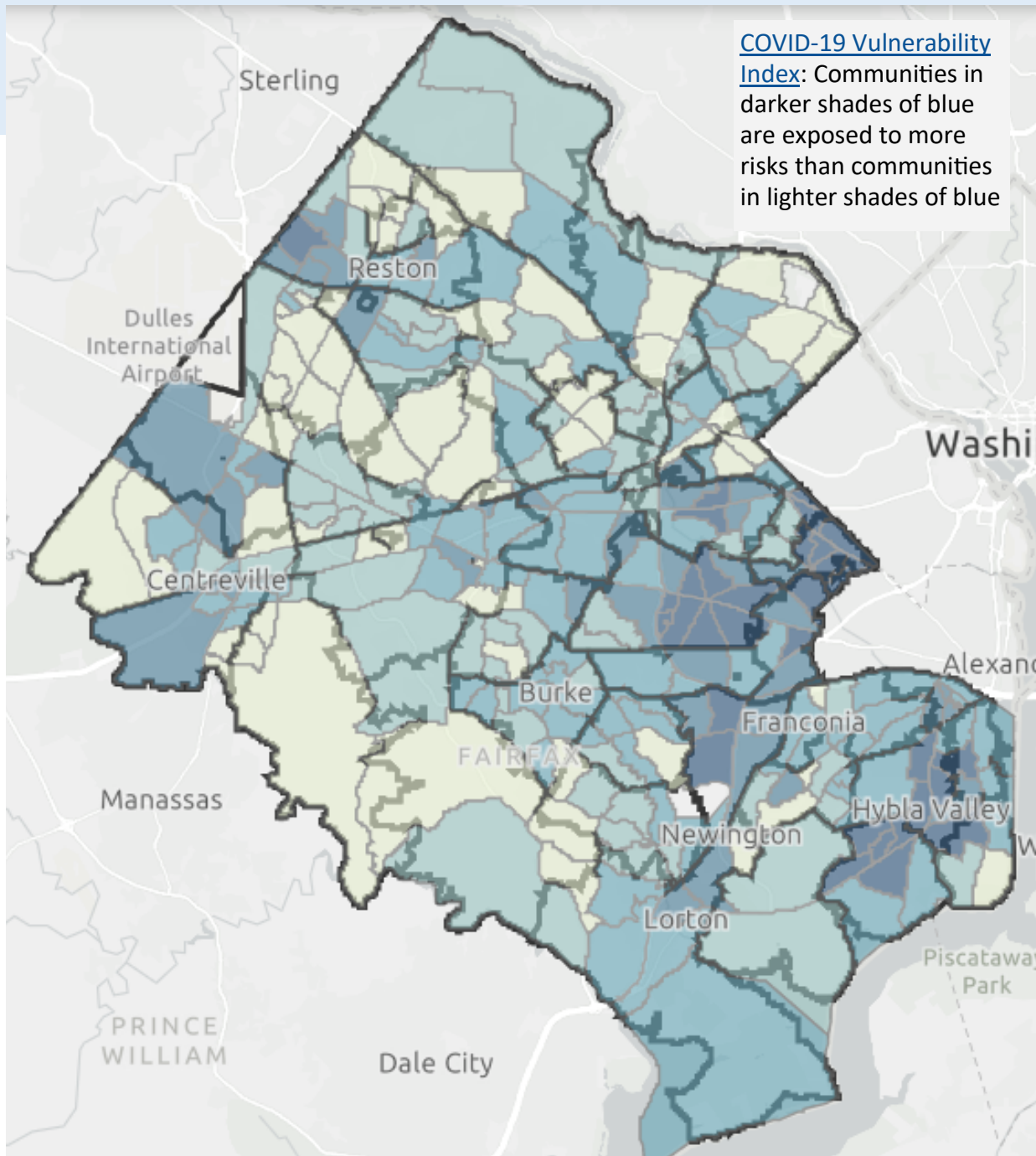
Emergency Food Assistance

Fairfax County is home to over 1.2 million people in over 400,000 households. We are the most populous jurisdiction in the Commonwealth of Virginia, and the most populous jurisdiction in the DC/MD/VA Metropolitan Statistical Area. The [Fairfax County General Overview](#) provides more information about the demographic, economic, and housing characteristics of the county.

Before Coronavirus, some communities in Fairfax were already in a state where poverty, unemployment, lack of access to healthcare and transportation, and other factors made people more vulnerable. The pandemic exacerbates those vulnerabilities.

The COVID-19 Vulnerability Index is calculated based on race, language, income, education, housing, transportation, and health insurance. You can explore each component and how these characteristics are distributed in the county by using the [interactive mapping tool](#).

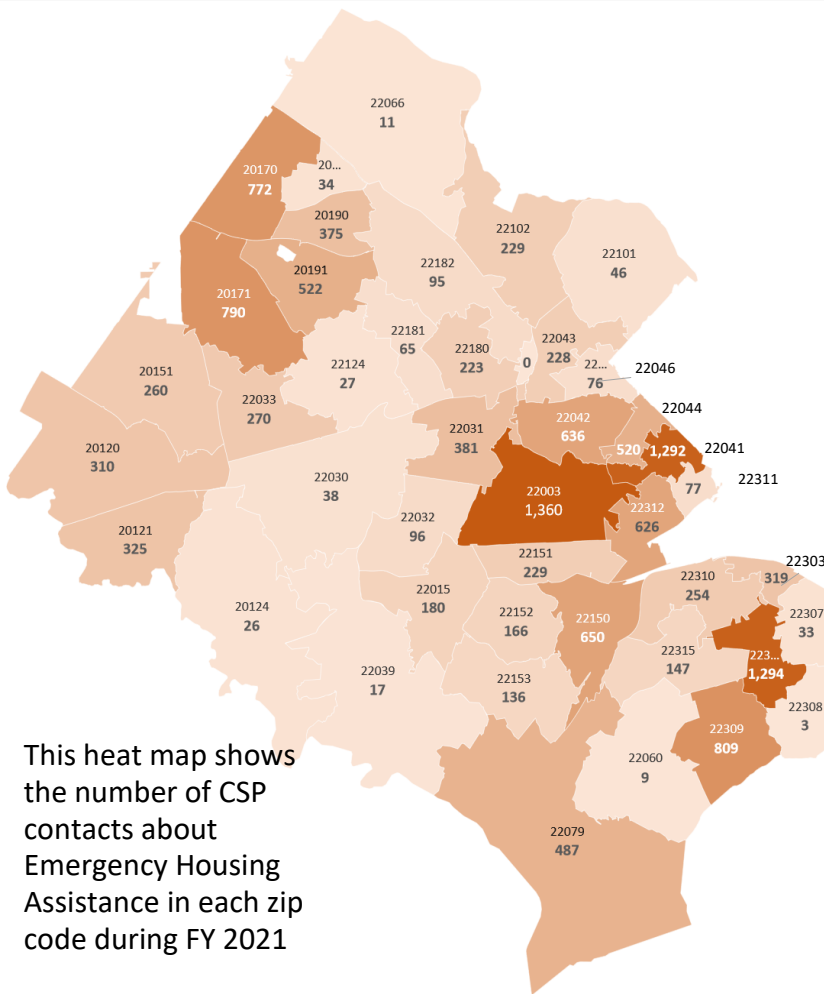
Darker colors in the map show communities that are more vulnerable to the negative outcomes of the pandemic like economic hardship, housing and food insecurity.



# CCFP 2023-2024 RFP II TAC Tool: Emergency Housing Assistance

Outcome statement: To have safe, stable, and accessible living accommodations along with other necessities.

According to the [FY 2022-2026 Fairfax County Consolidated Plan](#) ,



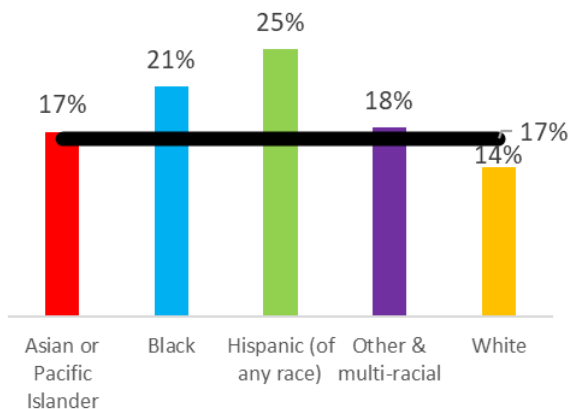
low-income households, particularly those below 30 percent of AMI or \$26,500/year (i.e., extremely low-income households), are the most disadvantaged in finding and keeping housing in the current market. Furthermore, extremely low-income households have a high incidence of housing problems and are more often severely cost burdened than other populations are.

Low-income elderly households with housing problems (including cost burden) include a significant number of homeowners. More than 32,000 elderly households are cost-burdened, nearly one-third of whom are owners. Elderly households account for 26 percent of the severely cost-burdened owner households .

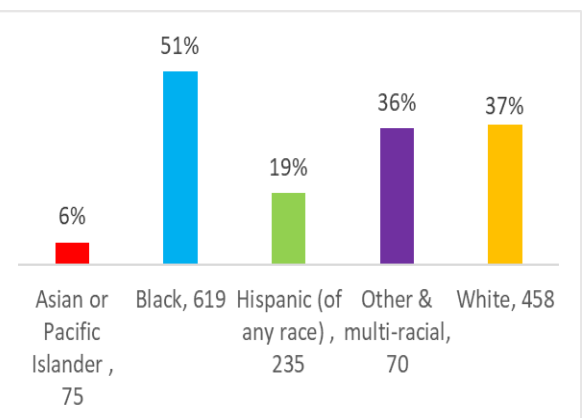
[Coordinated Services Planning](#) (CSP) connects Fairfax County residents to county- and community-based services and resources that promote self-sufficiency and enhance well-being. CSP has seen a marked increase in contacts since the start of the pandemic.

The [FY 2022-2026 Fairfax County Consolidated Plan](#) and the [Point in Time Count](#) both show that housing insecurity is not evenly distributed.

On average, 17% of households in Fairfax County are cost burdened, meaning they pay between 30% and 50% of their income on housing



In Fairfax County, 1222 people were experiencing homeless during the Point of Time Count on January 27, 2021. The number and percentage counted in each ethnic and racial group is shown below



## CCFP 2023-2024 RFP II TAC Tool: Emergency Food Assistance

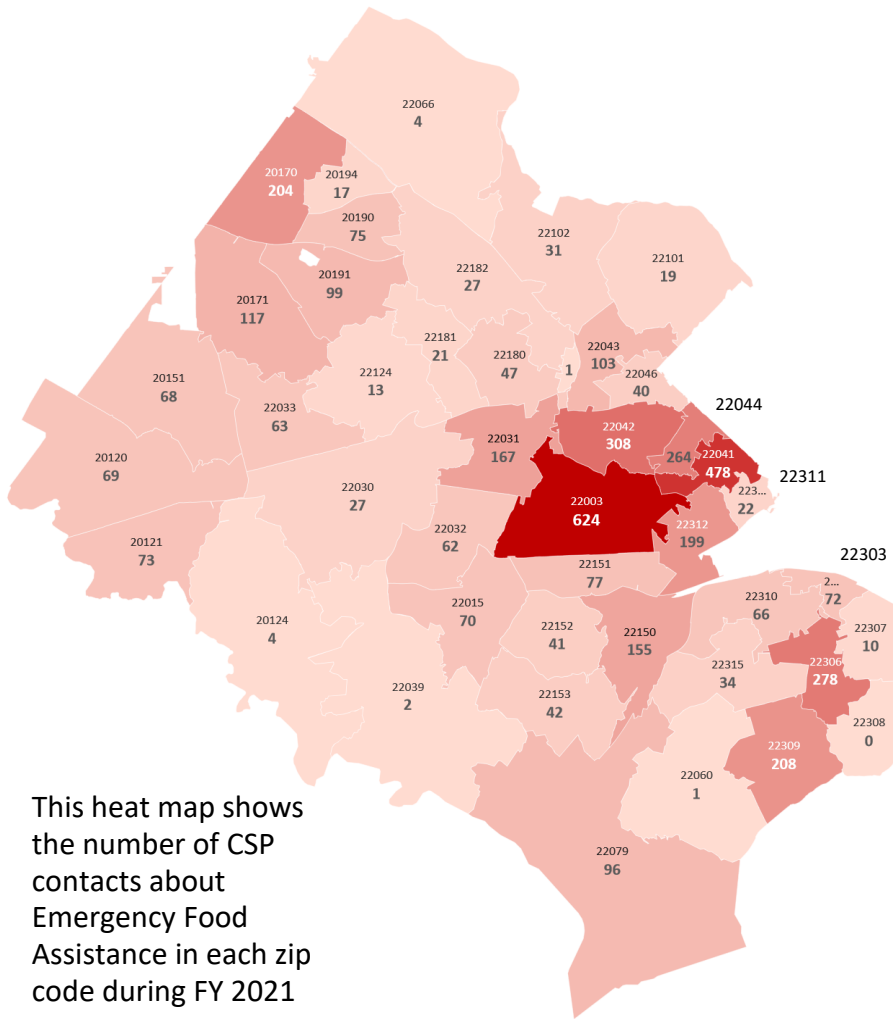
Outcome statement: To have reliable and consistent access to sufficient, affordable and nutritious food

Food insecurity, as defined by USDA, is “a lack of consistent access to enough food for an active, healthy

life.” According to the Feeding America [Impact of Coronavirus on Food Insecurity](#) projections (published 3/29/2021), the food insecurity rate in Fairfax County is at 7.4% in 2021, up from 5.8% in 2019. That means that about **86,716 people in Fairfax experience food insecurity.**

As stated in the [Capital Area Food Bank Hunger Report 2021](#), the root of most food insecurity is financial instability. Disruptions from the COVID-19 pandemic widened disparities for lower-income households.

[Coordinated Services Planning \(CSP\)](#) connects Fairfax County residents to county- and community-based services and resources that promote self-sufficiency and enhance well-being. CSP has seen a marked increase in contacts since the start of the pandemic.



This heat map shows the number of CSP contacts about Emergency Food Assistance in each zip code during FY 2021

Results from the 2019-2020 [Fairfax County Youth Survey](#) and the 2019 [50+ Community Survey](#) both show that food insecurity was not evenly distributed.

