

Consolidated Community Funding Pool

FY 2023-2024

RFP I

TAC Tool



Financial Stability



Food & Nutrition



Health



Housing



Literacy/Educational
Development/
Attainment



Positive Behaviors &
Healthy Relationships



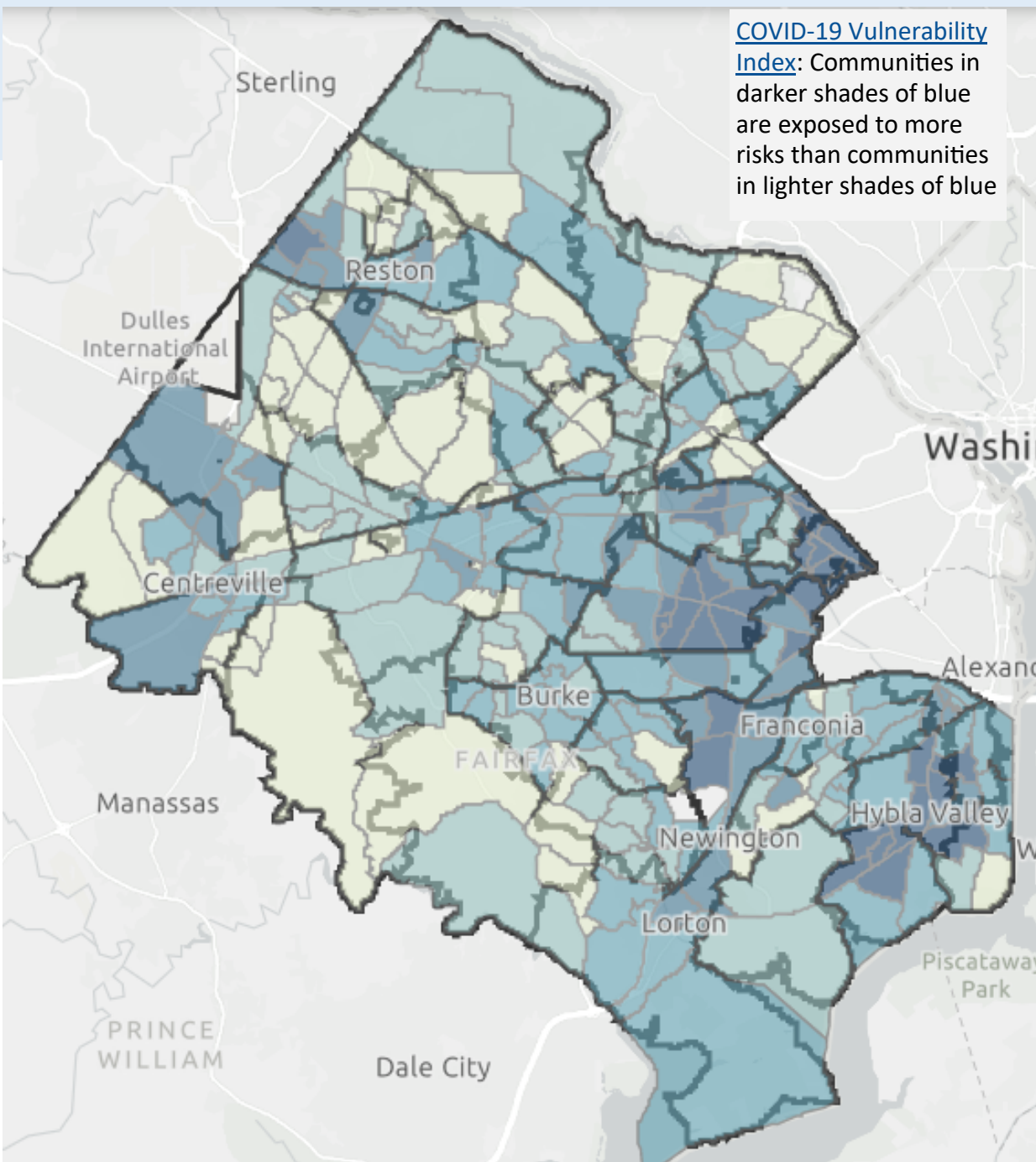
Support/
Community/
Social Networks

Fairfax County is home to over 1.2 million people in over 400,000 households. We are the most populous jurisdiction in the Commonwealth of Virginia, and the most populous jurisdiction in the DC/MD/VA Metropolitan Statistical Area. The [Fairfax County General Overview](#) provides more information about the demographic, economic, and housing characteristics of the county.

Before Coronavirus, some communities in Fairfax were already in a state where poverty, unemployment, lack of access to healthcare and transportation, and other factors made people more vulnerable. The pandemic exacerbates those vulnerabilities.

The COVID-19 Vulnerability Index is calculated based on race, language, income, education, housing, transportation, and health insurance. You can explore each component and how these characteristics are distributed in the county by using the [interactive mapping tool](#).

Darker colors in the map show communities that are more vulnerable to the negative outcomes of the pandemic like economic hardship, housing and food insecurity.

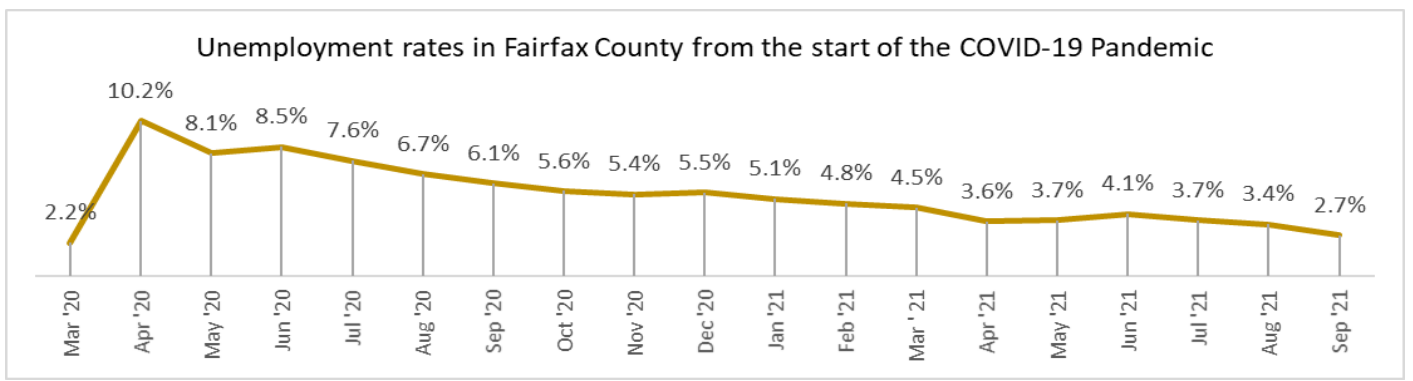


CCFP 2023-2024 RFP I TAC Tool: Financial Stability (Financial Assistance to Financial Empowerment)

Outcome statement: To have the ability to possess and maintain sufficient income to consistently meet their basic needs – with no or minimal financial assistance or subsidies from private or public organizations.

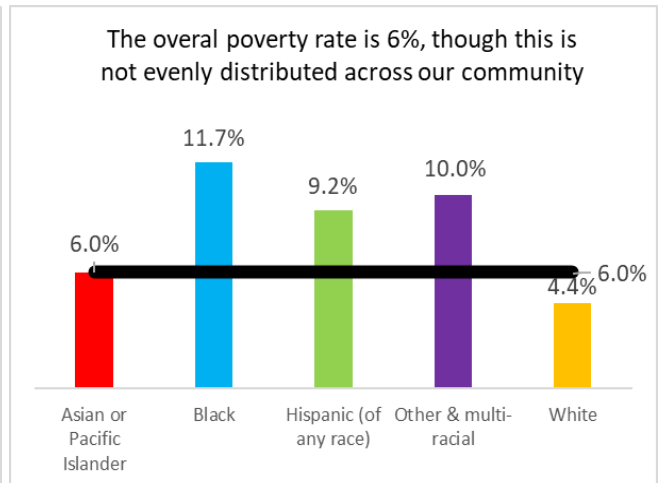
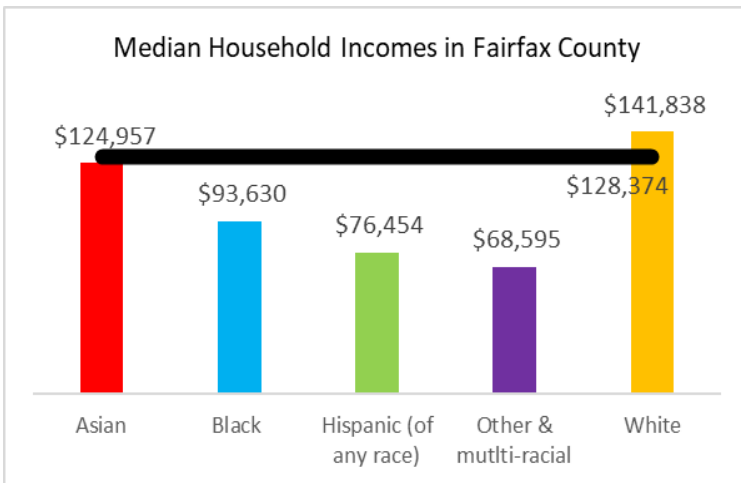
The [2019 Human Services Needs Assessment](#) reports that overall, the Fairfax County economy continues to be strong with relatively low unemployment rates, high household income levels, and a well-educated workforce. While these positive indicators highlight an overall healthy economy, not all residents are benefiting. Continued economic inequities have made it challenging for many residents to live, work, and thrive in Fairfax County.

The [Bureau of Labor Statistics](#) estimate that the overall unemployment rate in Fairfax County has almost rebounded to pre-pandemic levels. However, the [Fairfax County Economic Recovery Framework](#) estimated that 90% of jobs lost took place in industries with low-income jobs.



The percent of Fairfax County residents below poverty line according to the [Small Area Income and Poverty Estimates](#) (SAIPE) from the Census Bureau hovers at about 6% (68,141 individuals), down from a high of 6.8% in 2011 after the Great Recession.

Fairfax County has a high cost of living. According to MIT’s Living Wage Calculator, people working in low-wage jobs lack the income to cover basic living expenses like food, child care, transportation, etc. The [Federal Poverty Level](#) (FPL) for an individual is about \$12,880 and \$26,500 for a family of 4. The [Living Wage Calculator](#) estimates that an individual would need to earn about \$41,434 and a household with 2 adults and 2 children would need an income of about \$77,334 to meet basic living expenses, which is about 3 times higher than the FPL. About 266,451 residents, or **about 23% of the population earn less than 3 times the FPL** ([2019 ACS 1-year estimates, table S1701](#)).



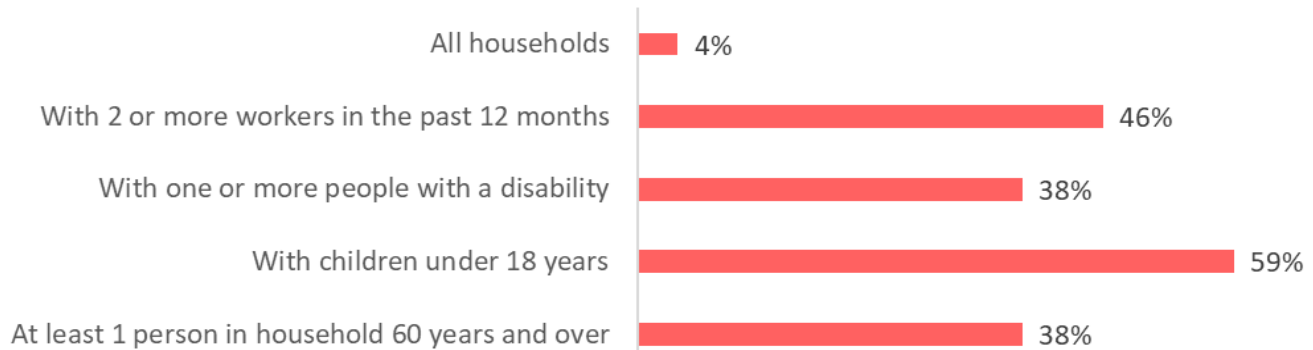
CCFP 2023-2024 RFP I TAC Tool: Food and Nutrition

Outcome statement: To have reliable and consistent access to sufficient, affordable and nutritious food. To have access to information and education about healthy and nutritious food and the opportunity to develop the knowledge and resources to practice healthy eating.

According to the [World Health Organization](#), nutrition is a critical part of health and development. Better nutrition is related to improved infant, child and maternal health, stronger immune systems, safer pregnancy and childbirth, lower risk of non-communicable disease, and longevity. Healthy children learn better. People with adequate nutrition are more productive and can create opportunities to gradually break the cycles of poverty and hunger.

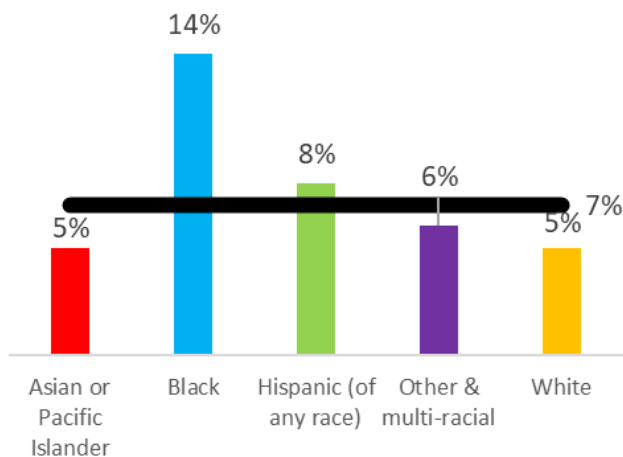
[The Supplemental Nutrition Assistance Program](#) (SNAP) provides nutrition benefits to supplement the food budget of needy families so they can purchase healthy food and move towards self-sufficiency. SNAP, formerly known as Food Stamps, is administered through the USDA and has provided additional funds as part of pandemic relief. In Fairfax County, almost half of households receiving SNAP benefits have 2

Types of Fairfax County households participating in SNAP

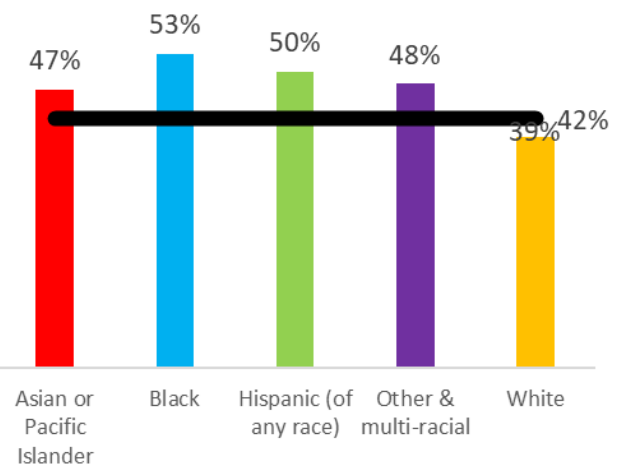


Results from the 2019-2020 [Fairfax County Youth Survey](#) and the 2019 [50+ Community Survey](#) both show that racial and ethnic groups have different experiences maintaining a healthy diet .

On average 7% of FCPS 8th-12th graders reported that they had not eaten a piece of fruit in the last week



Overall, 42% of people age 50+ in Fairfax County have at least a minor problem maintaining a healthy diet



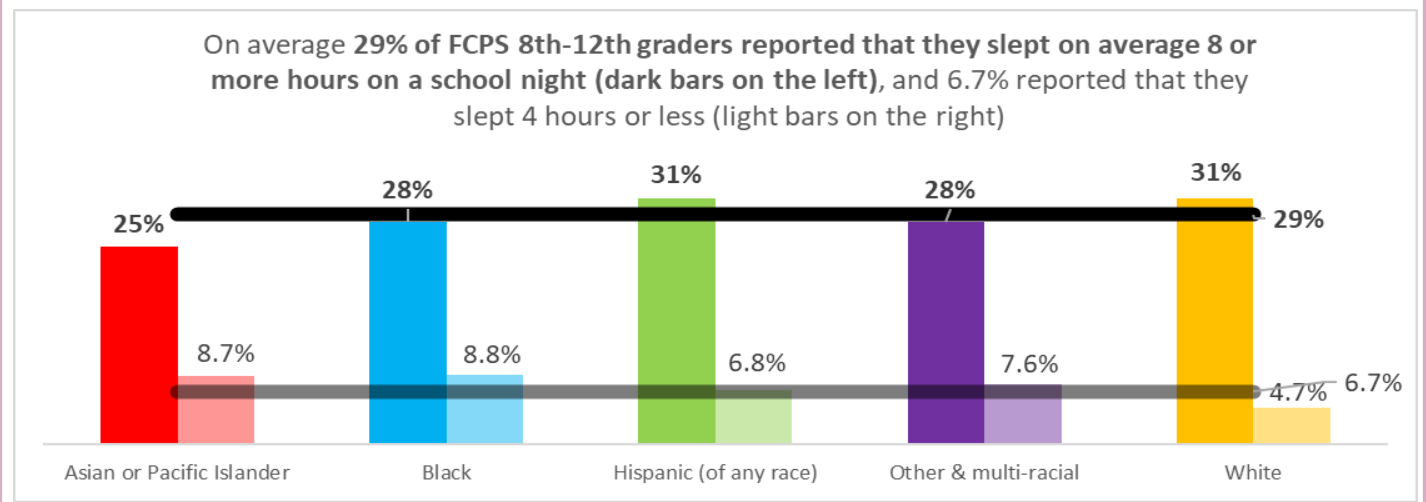
CCFP 2023-2024 RFP I TAC Tool: Health

Outcome statement: To have access to primary, specialty, oral, behavioral, and long-term health care, particularly prevention services. To develop the knowledge and resources to practice healthy behaviors and take action to prevent and manage disease and adverse health conditions.

The COVID-19 Pandemic has had a huge impact on our community, with Latino residents experiencing a disproportionately high rate of [cases](#). In contrast, [vaccination rates](#) are more evenly distributed, due in large part to strategic partnerships and clinics initiated by the Health Department.

According to the [CDC](#), children and adolescents who do not get enough sleep have a higher risk for many health and behavior problems, such as a higher risk of obesity, diabetes, injuries, poor mental health, and problems with attention and behavior. The American Academy of Sleep Medicine has recommended that **teenagers aged 13–18 years should sleep 8–10 hours** per 24 hours.

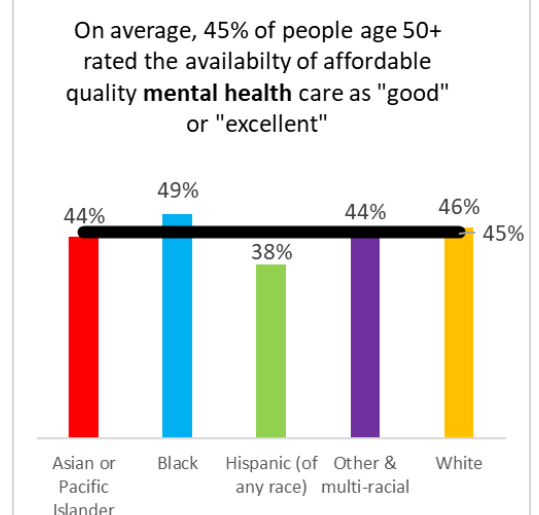
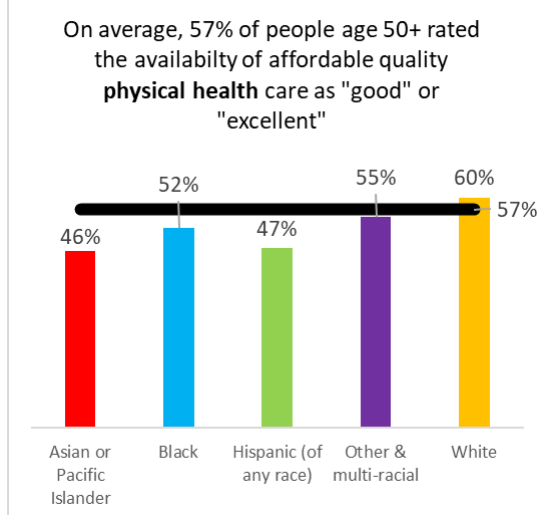
The 2019-2020 [Fairfax County Youth Survey](#) reveals that **about 29% of youth get this optimal amount of sleep at night**, with Hispanic and White youth most likely to sleep 8 or more hours on a school night. About 6.7% of youth report that they slept 4 hours or less on a school night, Asian or Pacific Islander and Black youth were most likely to report typically getting very little sleep.



The [Fairfax-Falls Church Community Services Board](#) (CSB) reports that:

- Opioids are the **number one cause of unnatural death** in Fairfax County.
- There were **94 opioid deaths** in the Fairfax Health District in 2020; 87 involved fentanyl.
- Fire & Rescue EMS providers administered **713 doses of naloxone to 494 patients** in 2020.

Respondents to the 2019 [50+ Community Survey](#) were more likely to rate the availability of affordable quality physical health care as good or excellent than they were likely to rate the availability of affordable mental health care .



CCFP 2023-2024 RFP I TAC Tool: Housing

Outcome statement: To have safe, stable, and accessible living accommodations along with other basic necessities. To have access to affordable housing with the accommodations and supportive services necessary to live as independently as possible in a community setting.

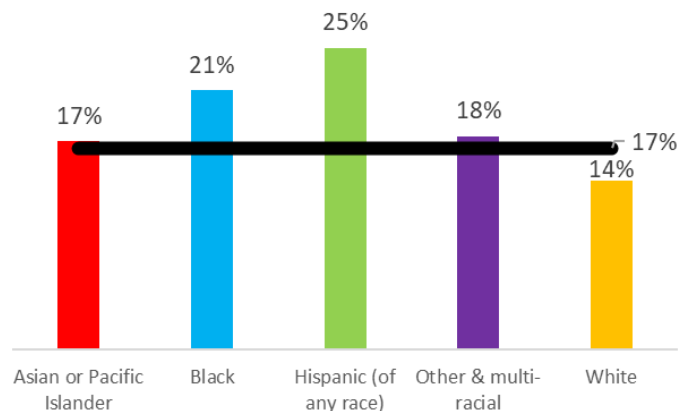
According to the [FY 2022-2026 Fairfax County Consolidated Plan](#), finding affordable housing is becoming more difficult, especially for low-income households. There are not enough affordable units in the county to accommodate extremely low- and very low-income households. Many of the units that are affordable to low-income households are occupied by households in a higher income category, exacerbating the lack of supply.

According to the [2019 Human Services Needs Assessment](#), as housing costs, particularly rent, increase more than incomes, households find themselves more likely to be cost burdened. In Fairfax County, 44.3% of renters (more than 55,000 households) and 22.9% of homeowners (more than 60,000 households) spend more than 30% of their income on housing

According to the [Eviction Data Dashboard](#), 897 writs of Eviction were issued between January 2020 and November 24, 2021.

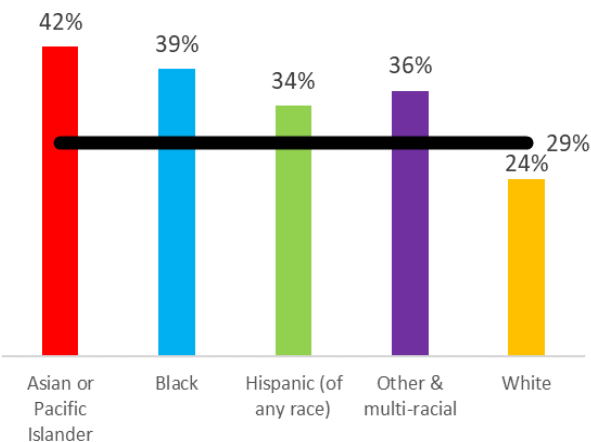
Writs of Eviction represent *potential* evictions not actual evictions.

On average, 17% of households in Fairfax County are cost burdened, meaning they pay between 30% and 50% of their income on housing



Approximately 7.7% of Fairfax County's population, about 87,662 have a disability ([2019 1-year ACS data, table S1810](#)). According to the [FY 2022-2026 Fairfax County Consolidated Plan](#), over two thirds of mentally or physically disabled renters and nearly two thirds of owners with incomes less than 80 percent of AMI had at least one housing problem (i.e., greater than 30 percent cost burden, overcrowding, or lacking complete kitchen or bathroom facilities). Persons with physical, mental, intellectual or developmental disabilities require special attention as they are likely to have both service and housing needs.

On average 29% of people age 50+ in Fairfax County have at least a minor problem finding housing to suit their needs



The [National Institute on Aging](#) report on housing needs for an aging population estimates that only 10% of all US homes were aging-ready (including features such as handrails or grab bars, a step-free entry-way, etc.).

The Fairfax County, VA [Consolidated Annual Performance and Evaluation Report \(CAPER\) for FY 2021](#) reports that the Home Repair for the Elderly Program completed 166 cases serving 96 households in FY 2021. The average household income served was \$25,522 or approximately 28% AMI for a one-person household. This meets the HUD definition for extremely low income.

Indeed, the 2019 [50+ Community Survey](#) shows that about 29% of people age 50+ had at least a minor issue finding housing to suit their needs.

CCFP 2023-2024 RFP I TAC Tool: Literacy/Educational Development/Attainment

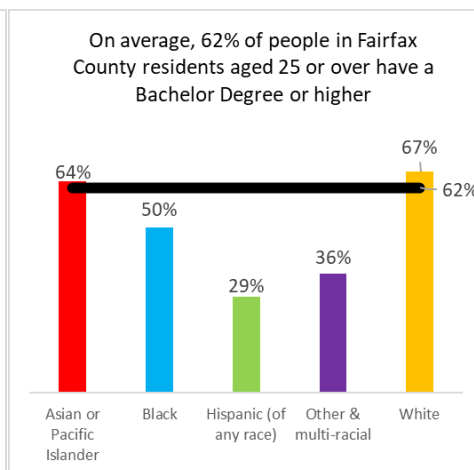
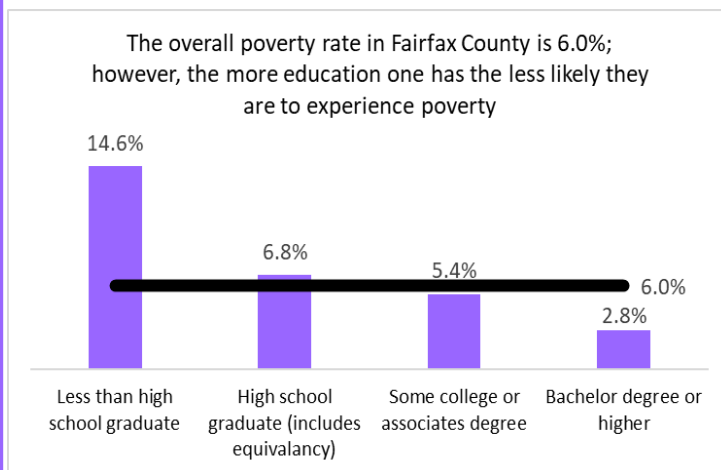
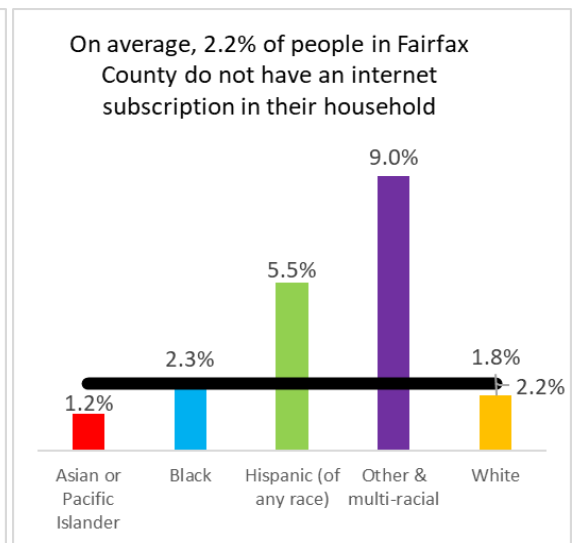
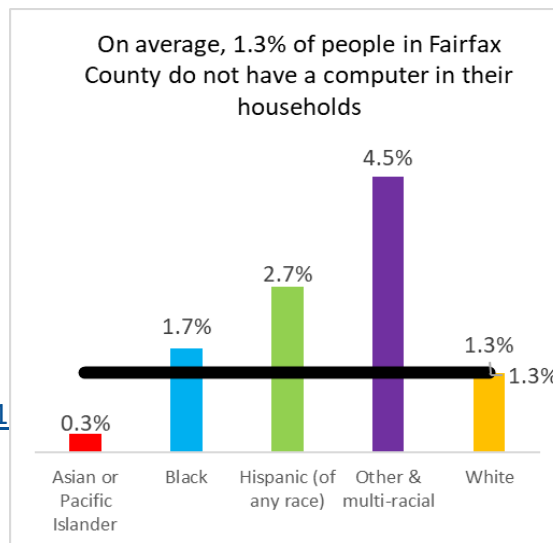
Outcome statement: To have the ability to read, write, and communicate effectively in order to manage finances and attain employment goals through academic and vocational achievement. To have access to quality early care and education and supports to develop employment and independent living skills.

According to the [Fairfax County Strategic Plan](#), some in our community have less access to well-paying jobs and the learning opportunities needed to successfully compete in the regional job market, which affects both individuals and families. There is also a tremendous need for quality early childhood education, which supports school readiness and is an essential component of success later in life. Finally, older residents need to be connected and engaged, especially through increased digital access and literacy, but also through in-person opportunities that teach new skills and offer a sense of inclusion and connection.

The U.S. Department of Health and Human Services (DHHS) defines child care as affordable if it costs no more than 7% of a family's income. However, the [2019 Human Services Needs Assessment](#) points out that high-quality infant care can cost as much as tuition at an in-state college: \$24,000 a year or more.

The [Center for American Progress](#) looked at the cost and availability of quality child care, and found that families' participation in child care and early education may be inhibited by both the cost of and the lack of high-quality options that are culturally or linguistically appropriate. Research on the populations impacted by "child care deserts"—areas with little or no access to quality child care—show that Latino and Asian children are most impacted by lack of supply.

The digital divide reveals that access to computers and high-speed internet often reflect inequities in communities. A [report from the Urban Institute](#) asserts that racial and economic inequities in the US are growing, and rapid technological change can either promote inclusion or widen this divide. Our reliance on technology to connect during the pandemic has had a disproportionate impact on our residents ([2019 ACS 1-year data, table S2802](#)).



The relationship between education and income is well-established and reveals inequities across group ([2019 ACS 1-year data, table S1501](#))

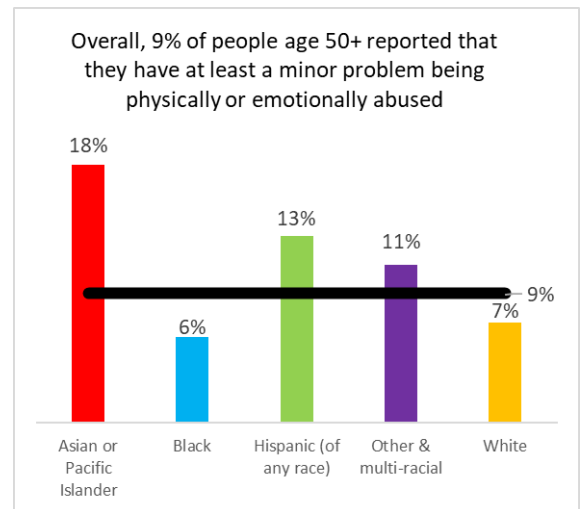
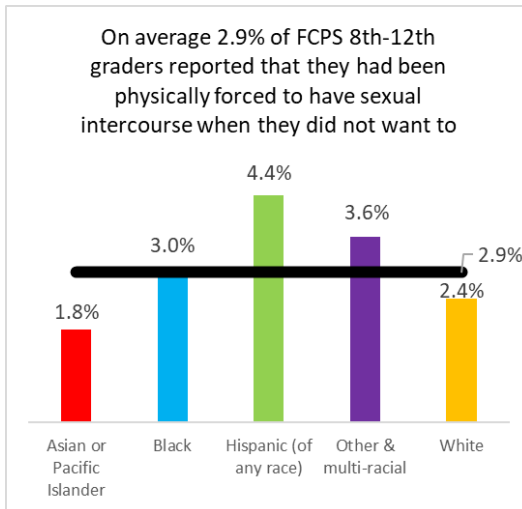
CCFP 2023-2024 RFP I TAC Tool: Positive Behaviors and Healthy Relationships

Outcome statement: To develop positive behaviors and healthy relationships that are safe and free from abuse, neglect and trauma and promote physical, emotional, mental, and social well-being.

According to the [Robert Wood Johnson Foundation](#), a growing body of research shows that experiencing traumatic events increases an individual's risk of long-term physical and behavioral health issues. Not all who are exposed to potentially traumatic events experience long-term health problems. This may be due to protective factors such as healthy parent-child attachment, social connections, and social and emotional competence.

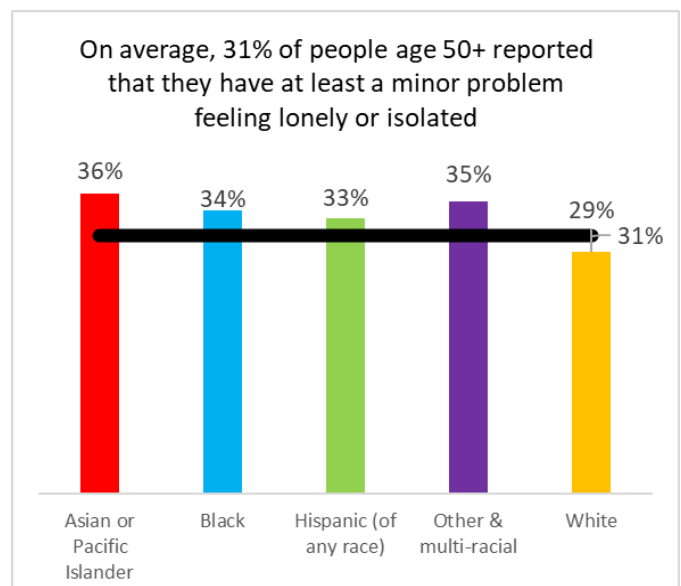
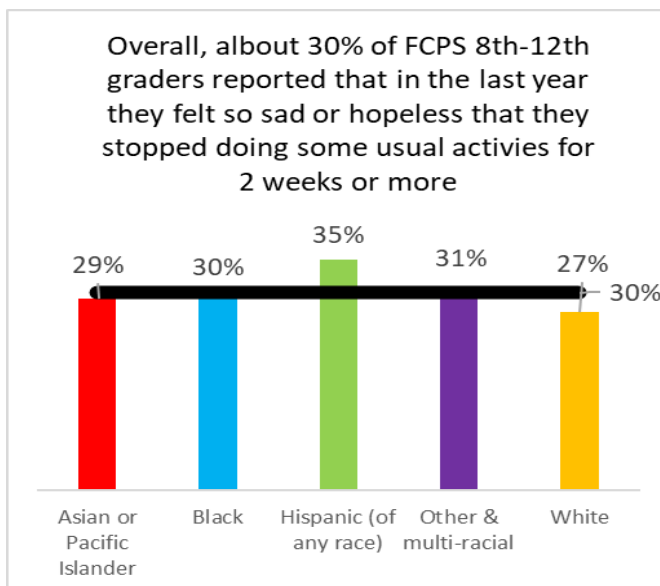
Assault and abuse can affect people across their lifespan, and have far-reaching effects.

About 31% of the people experiencing homelessness in the [Point in Time Count](#) were either **fleeing a Domestic Violence situation (11.0%)** or had a **history of Domestic Violence (19.9%)**.



Results from the 2019-2020 [Fairfax County Youth Survey](#) and the 2019 [50+ Community Survey](#) both show that about 30% of youth and older adults report feelings of sadness and loneliness, though the prevalence is not evenly distributed.

A December 2021 report on Social Isolation and Loneliness (SIL) in Fairfax County explains that a large body of research has demonstrated that SIL increases the risk of premature death as well as physical and mental illness. Studies support both behavioral health factors (e.g., sleep, routine medical screenings, physical activity) and biological mechanisms (e.g., blood pressure, levels of inflammation) to explain the relationship between SIL and these outcomes. ([link to report forthcoming](#))



CCFP 2023-2024 RFP I: Support/Community/Social Networks

Outcome statement: To have information about and access to local services, including community-based transportation and childcare, and the ability to establish and maintain communal and social relationships.

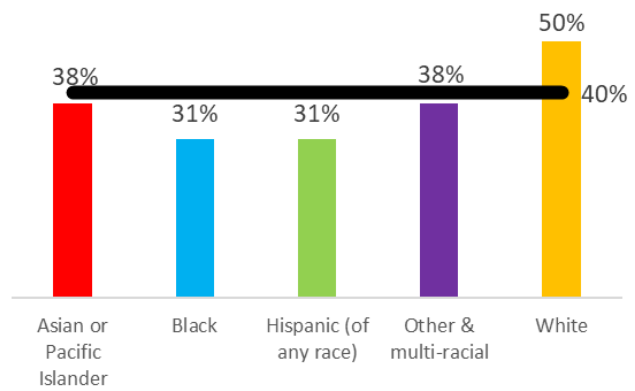
According to the [Fairfax County Health and Human Services Needs Assessment 2019](#), as Fairfax County continues to grow, the challenges and needs will continue to evolve as well. Understanding these changes and how they influence respective health and human services needs is vital in the continuous effort to successfully identify challenges, effectively plan and coordinate efforts, and efficiently align programs and services that help maintain a thriving community for all residents.

The [Fairfax County Youth Survey](#) results indicate that when children and youth have 3 or more positive, protective factors in their lives, they are more likely to: manage stress, make better choices, and develop healthy habits. The relationship between protective factors and positive outcomes is known as [3 to Succeed](#).

“*Protective Factors*” refers to the supports, opportunities and relationships our youth need across all aspects of their lives to achieve their potential. They also include personal skills, commitments and values they need to make good choices, take responsibility for their own lives, and be independent and fulfilled. Six areas that Fairfax County looks at in conjunction with the Youth Survey include:

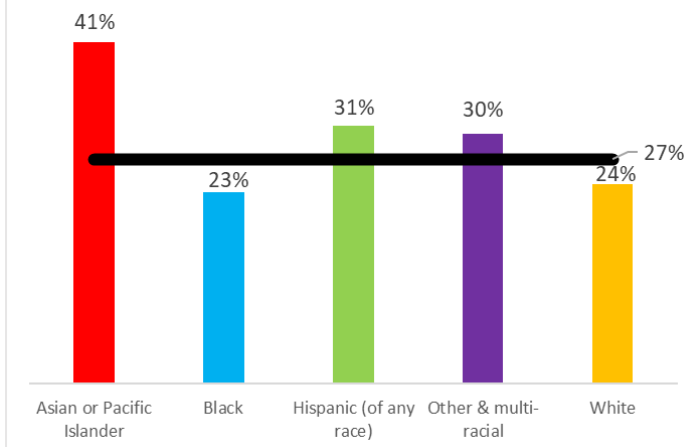
- Having high personal integrity
- Having community adults to talk to
- Performing community service
- Participating in extracurricular activities
- Having teachers recognize good work
- Having parents available for help

On average 40% of FCPS 8th-12th graders reported that there are adults in their neighborhood they could talk to about something important



The [2019 Human Services Needs Assessment](#) has this to say about Transportation Inequity: Transportation is a vital thread connecting the community. When mobility options are limited or not readily available

Overall, about 27% of people age 50+ reported that they have at least a minor problem having safe and affordable transportation available



within a community, it impacts residents' employment opportunities, social engagement, access to health care, and level of personal

Fairfax County projects a dramatic increase in its older population. A [Revised report](#) on key findings from the [50+ Community Survey](#) speculates that cultural or language differences may impact the ability of individuals to fully engage in a community.

According to [2019 ACS 1-year estimates \(TableID S0102\)](#), about 18% of individuals age 60 and older speak English less than very well.