



Successful Children and Youth Policy Team



Fairfax County Equitable School Readiness Strategic Plan

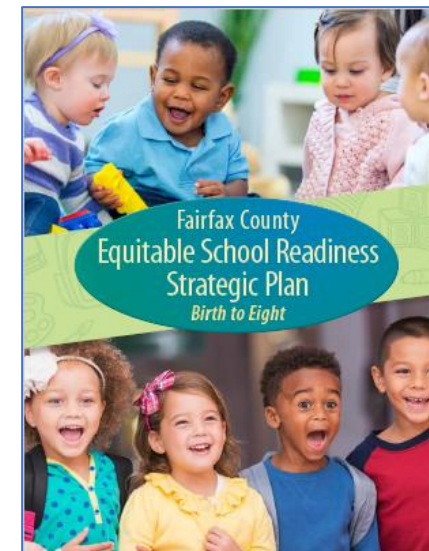
July 10, 2019





One Fairfax and The Equitable School Readiness Strategic Plan, Birth to Eight

Seek to advance racial and social equity so that every family has access to high quality, affordable, early childhood programs in the settings that best meet their family's needs.





The Equitable School Readiness Strategic Plan Strategies

1

Establish meaningful partnerships with families to grow school readiness opportunities in all communities and support children's optimal development in all settings.

2

Provide equitable offerings of high-quality early development and learning experiences and related school readiness supports throughout the county.

3

Foster quality and effective professional learning in all early childhood programs and services.

4

Promote equity-focused planning and decision making, as well as shared accountability, through the use of data.

5

Nurture a whole community commitment to school success for all children.



Ongoing Planning Work – FY2019 Actions

Board of Supervisors FY2019 Budget Guidance directed the Successful Children and Youth Policy Team to develop a five-year plan to expand early childhood services. Three foundational actions were identified:

1. Map County and FCPS fiscal resources for children birth to five.
2. Develop and implement a point in time survey of early childhood programs to:
 - Address gaps in data identified in the development of the ESRSP.
 - Provide baseline and ongoing data.
3. Research early childhood systems in Virginia and other communities.



Fiscal Mapping


Methodology

- Services for children ages birth to five
- FY17, FY18 and FY19 adopted budget amounts for general fund/Notice of Award amount for grants
- Percentage calculations for fringe planning by FY
- Funding mapped by key components of an early childhood system

Information Received from:

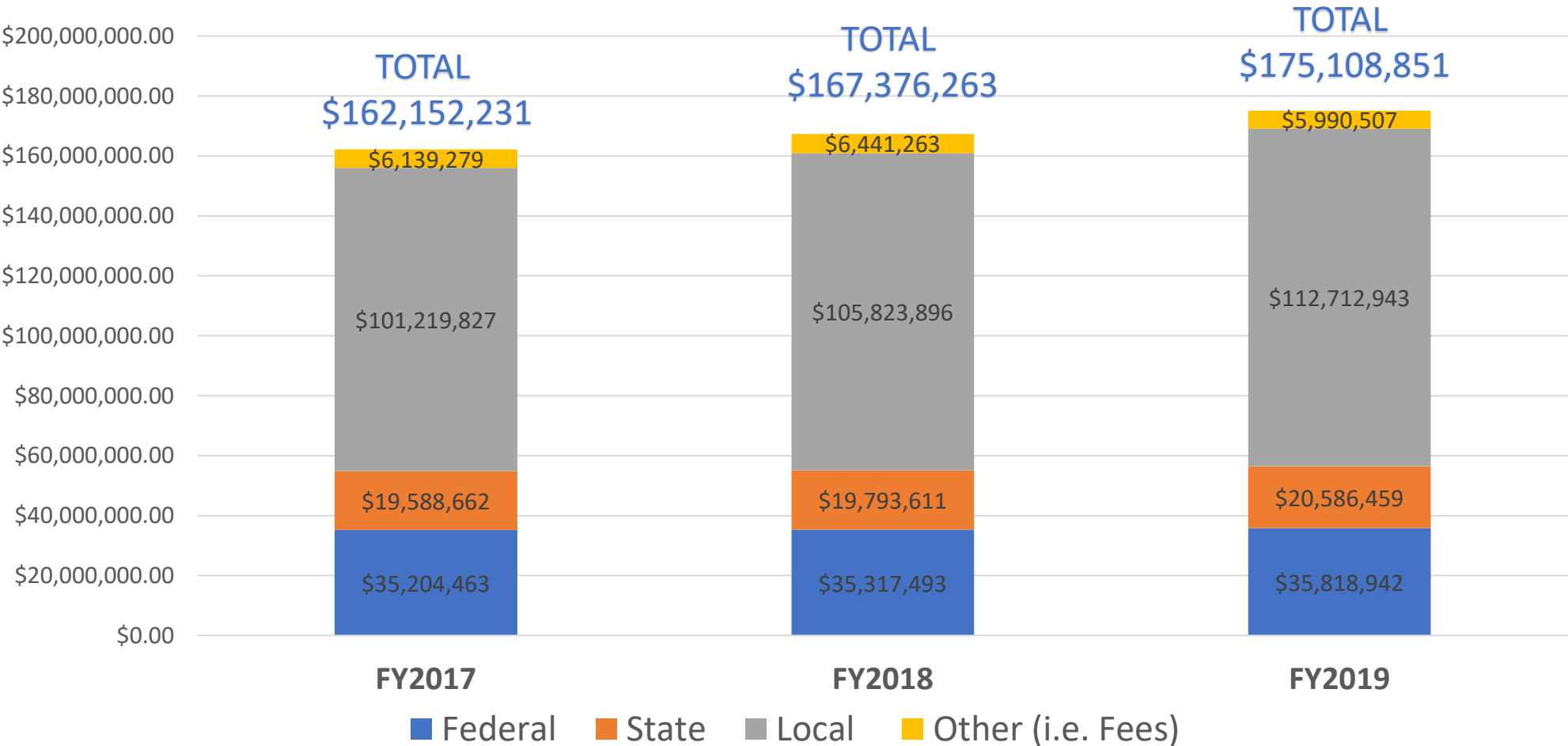
-Fairfax County Public Schools
-Office for Children
-Department of Family Services
-Children's Services Act

-Neighborhood and Community Services
-Park Authority
-Libraries
-Health Department





Fiscal Mapping Funding Growth



Source: OFC School Readiness Fiscal Mapping Birth to Five, does not include Benefits (TANF, SNAP, Medicaid, General Relief)

Fiscal Mapping – Funding Categories

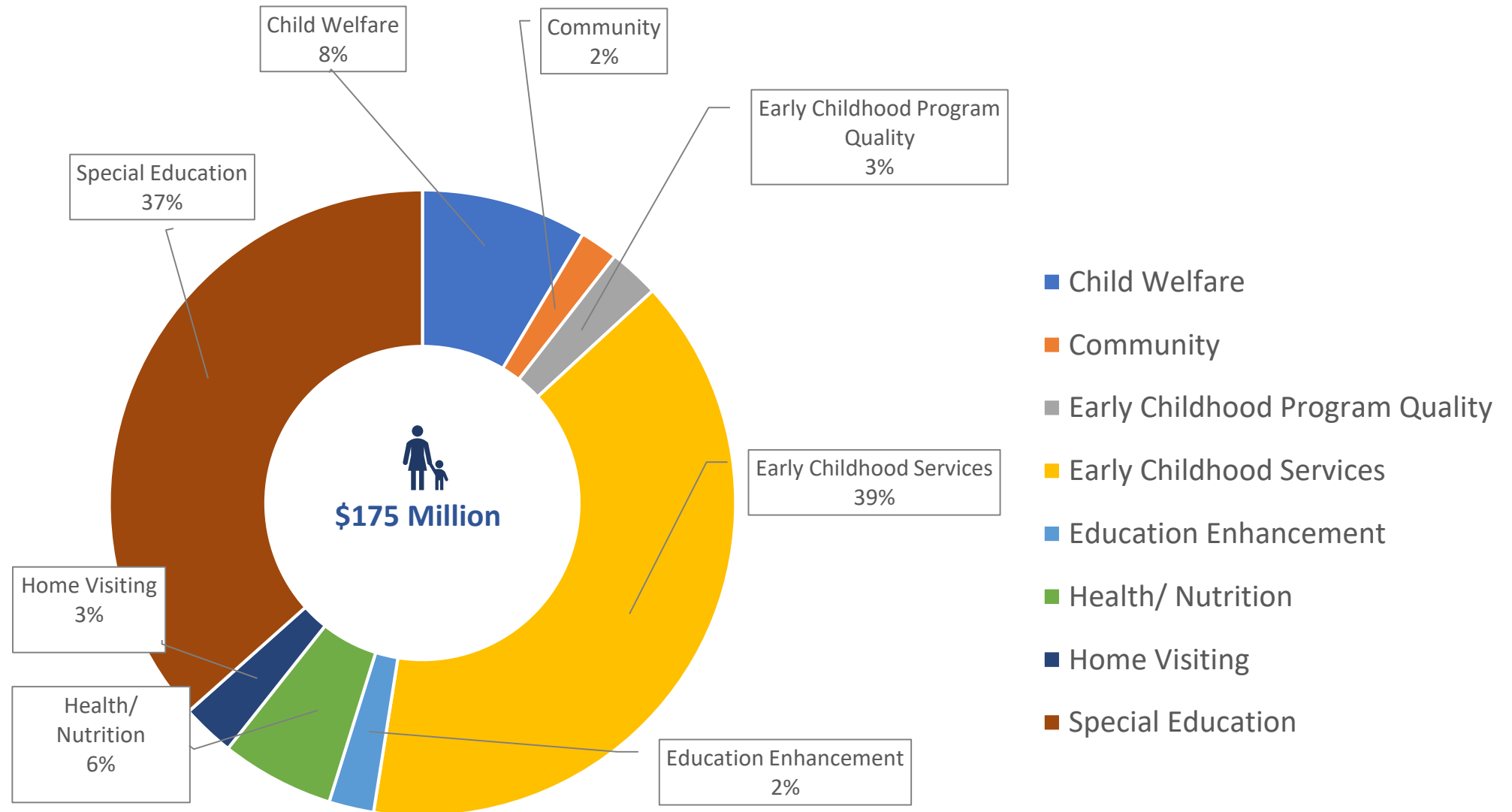
COMMUNITY	EDUCATION ENHANCEMENT	EARLY CHILDHOOD PROGRAM QUALITY	HOME VISITING	HEALTH/ NUTRITION	CHILD WELFARE	SPECIAL EDUCATION	EARLY CHILDHOOD SERVICES
\$3,450,831	\$4,061,342	\$4,571,017	\$4,809,342	\$10,239,816	\$14,996,529	\$64,071,368	\$68,908,607
\$2,937,901	\$5,108,513	\$4,072,923	\$4,443,612	\$10,843,659	\$14,366,359	\$58,697,918	\$66,905,379
\$2,874,590	\$5,172,417	\$3,640,562	\$4,013,473	\$10,789,033	\$14,792,391	\$54,452,874	\$66,416,890
<ul style="list-style-type: none"> Consolidated Community Funding Pool Family Resource Centers/ Neighborhood Initiatives Opportunity Neighborhoods 	<ul style="list-style-type: none"> Early Literacy Program Home Instruction for Parents of Preschool Youngsters Partners in Prevention Fund Park Authority Pre-K programs 	<ul style="list-style-type: none"> Community Education and Provider Services Institute for Early Learning Quality Initiatives Virginia Quality Infant Toddler Specialist Network 	<ul style="list-style-type: none"> Healthy Families Fairfax Nurse-Family Partnership 	<ul style="list-style-type: none"> United States Department of Agriculture, Child and Adult Care Food Program Maternal Child Health Services Women, Infant and Children Medical Care for Children Partnership 	<ul style="list-style-type: none"> Child Protective Services Foster Care & Adoption Family Partnership Children's Services Act Human Services Transportation Kinship Care Unit Neighborhood Networks Parenting Education Program Protection & Preservation Services 	<ul style="list-style-type: none"> IDEA Part B /Childfind IDEA Part C/Infant Toddler Connection Therapeutic Recreation - preschool summer mini camp Therapeutic Recreation - SMILE 	<ul style="list-style-type: none"> Child Care Assistance & Referral Head Start & Early Head Start Virginia Preschool Initiative Virginia Preschool Initiative + Title 1 FCPS School Board and County General Funds

■ FY19
■ FY18
■ FY17

\$175 Million in Total (FY19)



Fiscal Mapping (FY19)






Data and Fiscal Resources

Children Under Age Five in Fairfax County*

	Under 1 yr.	1 yr.	2 yr.	3 yr.	4 yr.	TOTALS Children under age 5
ALL CHILDREN UNDER AGE 5	12,677	12,813	13,239	13,547	13,682	65,958
Under 100% FPL	1,356	1,371	1,417	1,450	1,464	7,058
Under 200% FPL	3,030	3,062	3,164	3,238	3,270	15,764
Under 300% FPL	4,298	4,344	4,488	4,592	4,638	22,360
Under 400% FPL	5,654	5,715	5,905	6,042	6,102	29,418

 **DISPARITIES IN LEARNING AND DEVELOPMENT
BEGIN IN INFANCY****

*Source: U.S. Census Bureau, Census 2010 Summary, ESRI 2018 forecast.

FPL breakdown is ratio of U.S. Census Bureau ACS 2017

**Source: Child Trends, 2009, Disparities in Early Learning and Development: Lessons from the Early Childhood Longitudinal Study



Data and Fiscal Resources

Children Under Five in Fairfax County

Every baby in Fairfax County needs equitable opportunities to thrive.

“Research consistently finds negative effects of poverty and racial disparities among young children in low-income families and children of color, caused by differences in access to resources and services as well as contributing historical and social factors. The effects of disparities appear early and are critical—within their first two years infants from higher and lower socioeconomic status families already exhibit a **6-month gap** in processing skills critical to language development.”*

*Source: Cosse, Ruth, et al. (2018). Building Strong Foundations: Racial inequity in policies that impact infants, toddlers, and families. CLASP and ZERO TO THREE, Washington, DC.
www.zerotothree.org/resources/2561-building-strong-foundations-racial-inequity-in-policies-that-impact-infants-toddlers-and-families



Data and Fiscal Resources

Children Birth to Five Served in Publicly Funded Early Childhood Programs (Centers and Family Child Care Homes) – FY19

Program	County	FCPS	Community HS/EHS Delegate Program	Total Funded Slots*
Total	661	1,832	300	2,793

Child Care Assistance and Referral (0-5)**
1,994

Total children currently served in a publicly funded slot
4,787

*Federal, state and local funding sources including Early Head Start and Head Start, Title 1, Virginia Preschool Initiative, VPI+, Mixed Delivery, FCPS School Board and County General Funds

**Federal, state and local funding sources including Child Care and Development Block Grant Funds, County General Funds. (Office for Children, children served in May 2019)



Data and Fiscal Resources

Children under age 5 in Fairfax County living in households with income below 200% of Federal Poverty

72%

of economically disadvantaged children, **11,310**, may be attending private pay programs, informal arrangements or be at home.

28%

of children who are economically disadvantaged, **4,454****, are **currently served** in a publicly funded slot



Almost **1 in 4**

Children under age 5

are economically disadvantaged. A total of **15,764*** children under age 5 live under 200% FPL.

2,793 in funded slots

1,661*** receiving child care subsidy

*U.S. Census Bureau, Census 2010 Summary, ESRI 2018 Forecasts

**Fairfax County Office for Children and Fairfax County Public Schools FY2019

***Office for Children, children served (below 200% FPG) in May 2019



Data and Fiscal Resources

Children 3 and 4 years old in Fairfax County living in households with income below 200% of Federal Poverty

48%

of economically disadvantaged children, **3,151**, may be attending private pay programs, informal arrangements or be at home.

52%

of children who are economically disadvantaged, **3,357****, are **currently served** in a publicly funded slot



Almost **1 in 4**

Children 3 and 4 years old are economically disadvantaged. A total of **6,508*** children 3 and 4 years old live under 200% FPL.

2,493 in funded slots

864*** receiving child care subsidy

*U.S. Census Bureau, Census 2010 Summary, ESRI 2018 Forecasts

**Fairfax County Office for Children and Fairfax County Public Schools FY2019

***Office for Children, children served (below 200% FPG) in May 2019



Data and Fiscal Resources

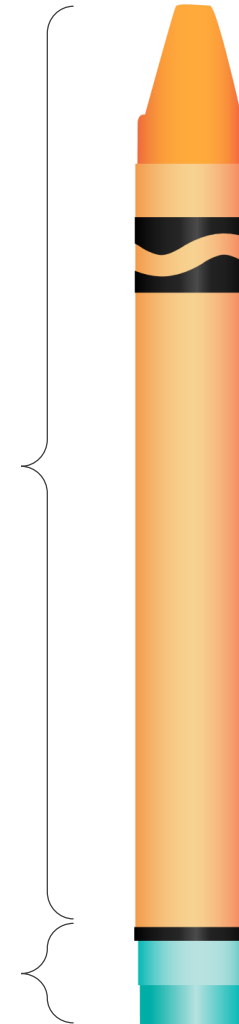
Children under age 3 in Fairfax County living in households with income below 200% of Federal Poverty

88%

of economically disadvantaged children, **8,159**, may be attending private pay programs, informal arrangements or be at home.

12%

of children who are economically disadvantaged, **1,097****, are **currently served** in a publicly funded slot



Almost **1 in 4**
Children under age 3
are economically disadvantaged. A total of **9,256***
children under age 3 live under 200% FPL.

300 in funded slots
797*** receiving child care subsidy

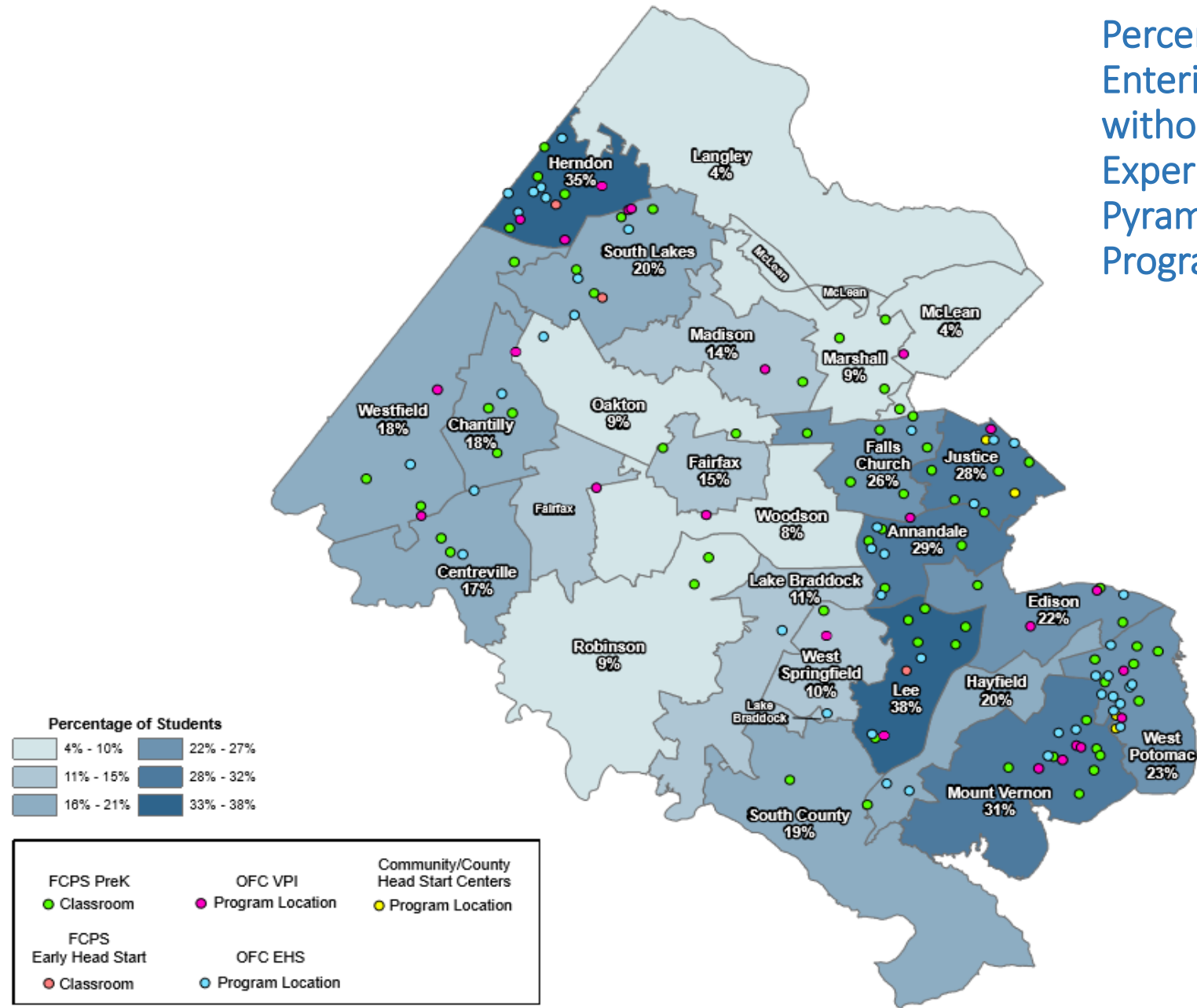
*U.S. Census Bureau, Census 2010 Summary, ESRI 2018 Forecasts

**Fairfax County Office for Children and Fairfax County Public Schools FY2019

***Office for Children, children served (below 200% FPG) in May 2019



Percentage of Students Entering Kindergarten without a Preschool Experience by High School Pyramid and Preschool Programs

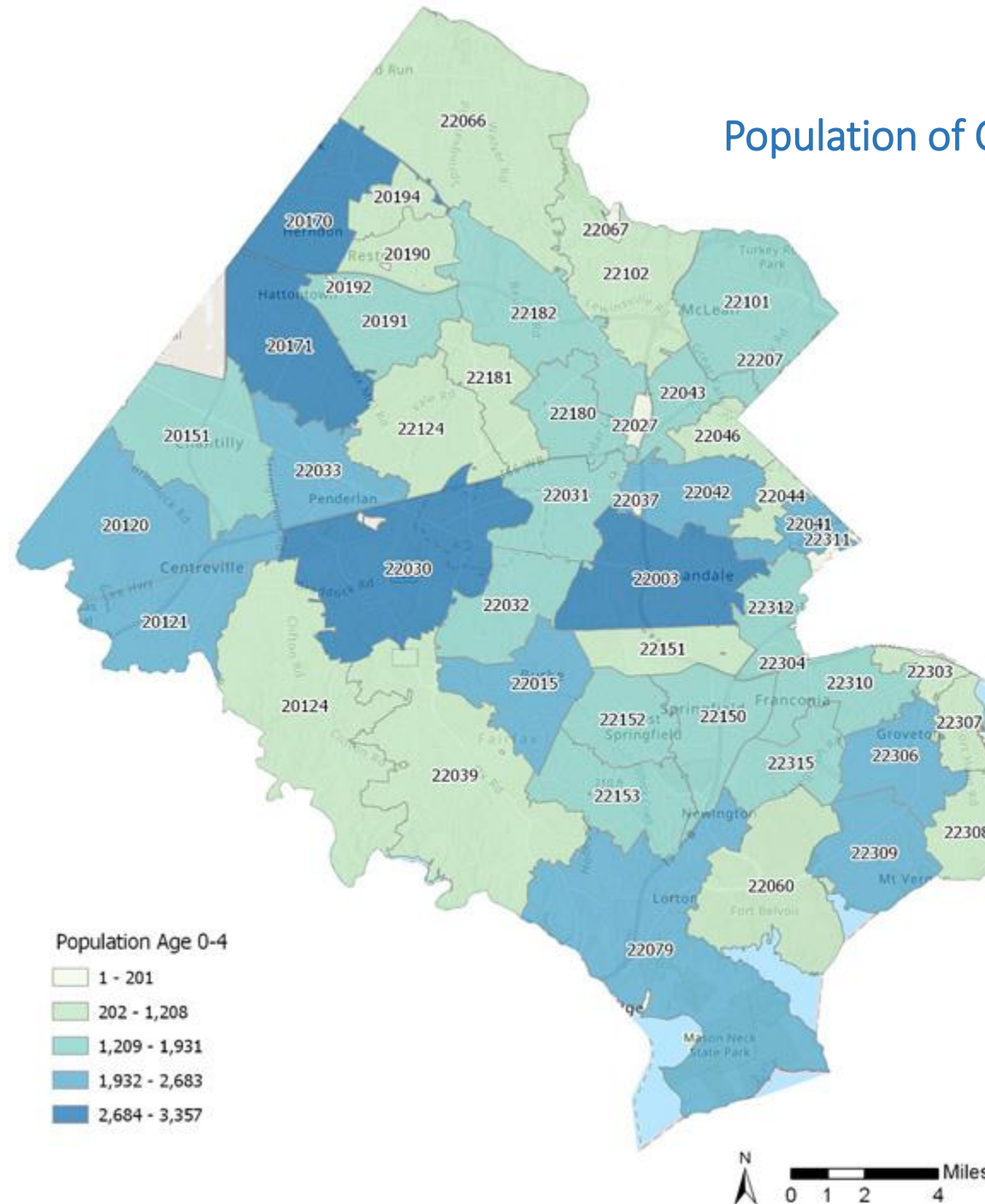


FCPS Kindergartners as of September 30, 2018 - Preschool Experience



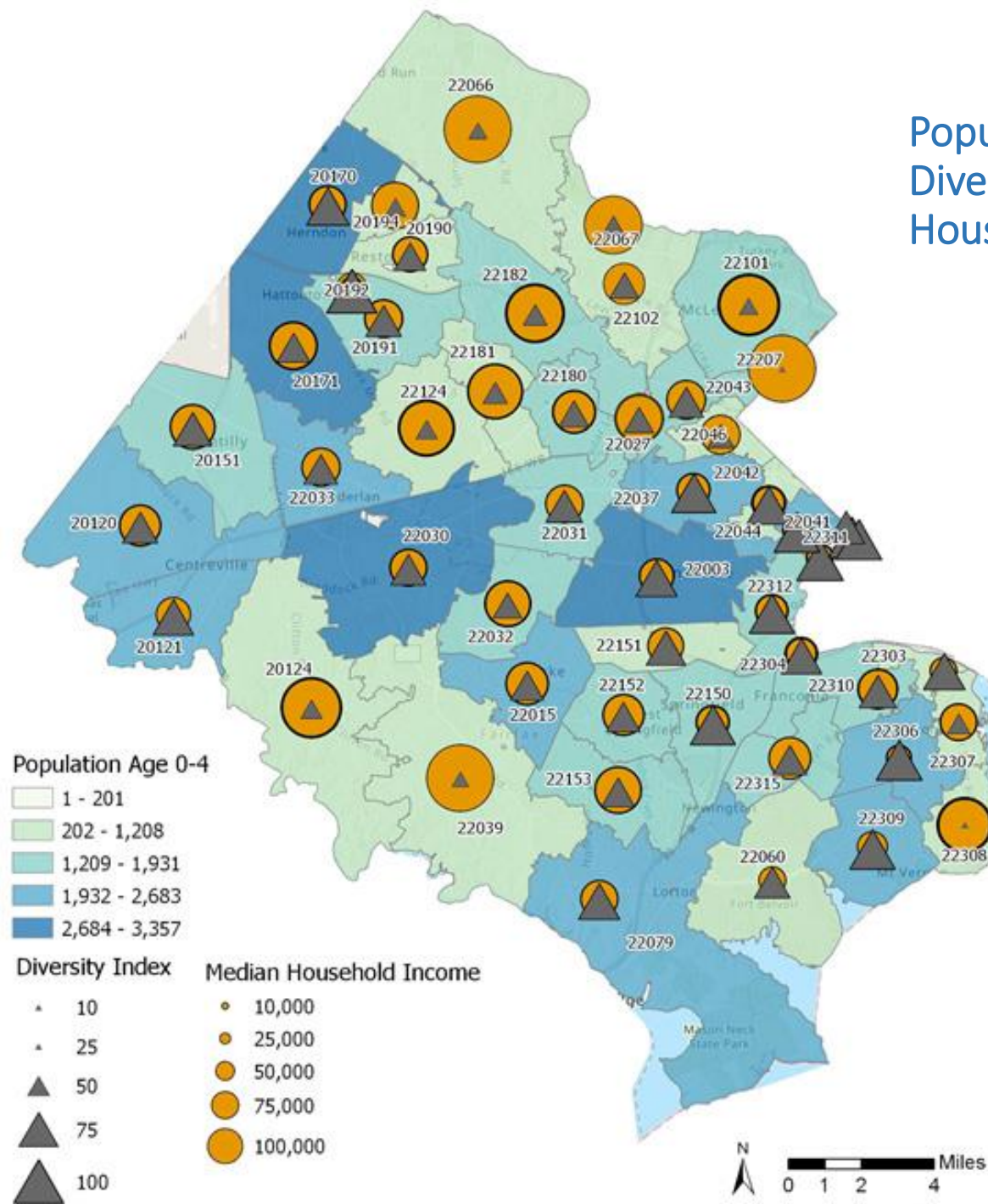
April 2019

Population of Children Birth to 4 by Zip Code





Population of Children Birth to 4, Diversity Index and Median Household Income by Zip Code





Survey of Early Childhood Programs

- Survey conducted by University of Virginia, Center for Survey Research (CSR)
- Survey in progress

Type of Child Care	Number Contacted
Centers	474
Religious Exempt Centers	85
Family Child Care Homes	1,539
TOTAL	2,098

- Survey results will provide specific information in these areas:
 - Capacity & Vacancy
 - Subsidy & Scholarship
 - Compensation & Benefits
 - Program Information (curriculum, partnering with families)



Early Childhood Systems

Eight jurisdictions contacted

Developing Capacity and Building Mixed Delivery Systems: Accomack County VA, Arlington County VA, Richmond City VA, Virginia Beach VA, Montgomery County MD

Expanding Services to children 3 and 4 years old: Buncombe County NC

Universal Pre-K for children 3 and 4 years old: New York City NY, Washington D.C.



Lessons Learned

Program components drive cost. Each jurisdiction is considering an expansion model that meets the particular needs of its community, while leveraging existing providers and support organizations. Program type, staffing requirements, approach to quality and other factors should be considered as part of a cost estimation activity.

Quality and expansion go hand in hand. It is important to develop strategies for making certain any newly-developed early childhood opportunities meet defined quality indicators or are supported in doing so.



Lessons Learned

State funding is an important factor. Like the K-12 system, early childhood programming must be funded by an appropriate mix of local, state and federal sources. All jurisdictions either have or are considering how to ensure that states are contributing an appropriate share of funding to support children and families in their communities.

Having a **centralized home** for early childhood learning and care is critical to effective system building and the coordination of options and stakeholders.

Considering **potential consequences** is key. Several jurisdictions are concerned with how an expansion of universal programming and related requirements will impact small and home-based early childhood programs.



Equitable School Readiness Strategic Plan

Mission: Families, communities, schools and the county work together to build an equitable coordinated and comprehensive system that ensures young children in Fairfax County are ready to be successful in kindergarten and beyond.

Equitable Early Childhood System





Multi-Year Strategies for Expanding Fairfax County's Early Childhood System

1 Establish meaningful partnerships with families to grow school readiness opportunities in all communities and support children's optimal development in all settings.

- Conduct study and evaluation of family needs and preferences for early childhood education to inform planning and decision making

2 Provide equitable offerings of high-quality early development and learning experiences and related school readiness supports throughout the county.

- Develop additional early childhood program facilities aligned with County and FCPS Capital Improvement Plans
- Establish a Family Child Care Network
- Serve additional children ages birth to five with public funds in family child care homes and centers (community and FCPS)
- Increase affordability for working families – expand income eligibility to 350% federal poverty level for the Child Care Assistance and Referral program
- Provide additional support for program quality



School Readiness Resources Panel

The Board of Supervisors has directed the County Executive and staff to convene a School Readiness Resources Panel to identify school readiness expansion goals and long-term funding strategies. The panel is comprised of community stakeholders and experts in funding opportunities for school readiness programs, activities and support. A subject matter expert will facilitate the work of the panel.

The School Readiness Resources Panel is meeting throughout the summer and will present recommendations to the Board of Supervisors and the Successful Children and Youth Policy Team in Fall 2019.



THANK YOU