

## Fairfax County Successful Children and Youth Policy Team

December 6, 2023

10 a.m. – 12:30 p.m.

Fairfax County Government Center  
12000 Government Center Parkway  
Conference Room ~~9/10~~ 11 (room change)

### Agenda

1. Welcome and Introductions
2. Legislative Update
3. Community Schools Update
4. Equity Plan Discussion
  - One Fairfax [One Fairfax | Topics \(fairfaxcounty.gov\)](https://www.fairfaxcounty.gov)
5. Public Comment
6. Administrative Items & Updates
7. Adjourn

Next Meeting


February 7, 2024 (Virtual)

10 a.m. - 12:30 p.m.

**For Viewing Only:** This meeting will be live streamed via Microsoft Teams. The live stream is for viewing only; members will not be able to participate in the meeting via Teams.

[Click here to view the meeting](#) or [join on the web to view](#) using the Meeting ID: 237 666 251 580

Passcode: oE8tEC



**FAIRFAX COUNTY, VA  
2024 LEGISLATIVE PROGRAM [DRAFT]**

**December 5, 2023**

# 2024 Draft Fairfax County Legislative Program

## **TABLE OF CONTENTS**

---

<b>Overarching Priorities .....</b>	<b>2</b>
Funding Core Services.....	2
1) K-12 Funding – Joint Position with the Fairfax County School Board.....	2
2) Washington Metropolitan Area Transit Authority (WMATA) and Regional Transportation Funding .....	3
3) Transportation Funding .....	3
Governance.....	4
4) Local Authority.....	4
<b>Initiatives/Budget Priorities.....</b>	<b>5</b>
<b>Initiatives</b> .....	5
Funding – State Funding for Local Finance Directors.....	5
<b>Elections – Election Certification Deadlines</b> .....	6
<b>Transportation – Roadway and Pedestrian Safety</b> .....	6
Budget Priorities .....	6
<b>Position Statements .....</b>	<b>8</b>
Early Childhood.....	8
Child Care.....	8
Early Intervention Services for Infants and Toddlers with Disabilities/Part C.....	8
School Readiness .....	8
Environment .....	8
Global Climate Change/Environmental Sustainability Initiatives .....	8
Land Conservation.....	9
Funding.....	9
Children’s Services Act (CSA).....	9
Courts.....	9
Economic Development and Diversification .....	10
Jails .....	11
Libraries .....	11
Medicaid Waivers .....	11
Water Quality Funding .....	12
General Laws.....	12
Elections.....	12
Paid Family and Medical Leave .....	12
Healthy Communities .....	12
Behavioral Health .....	12
Long-Term Care (LTC) Workforce Needs .....	13
Substance Use Disorder .....	13
Housing.....	14
Affordable Housing .....	14
Human Services.....	14
Adult Protective Services (APS).....	14
Independence and Self-Sufficiency for Older Adults and People with Disabilities .....	14
Temporary Assistance for Needy Families (TANF).....	14
Land Use.....	15

Proffers..... 15  
Wireless Telecommunications Facilities ..... 15  
Public Safety..... 15  
    Accessibility..... 15  
    Dangerous Weapons ..... 15  
    Domestic and Sexual Violence ..... 16  
    Safety-Sensitive Positions..... 16  
Taxation ..... 16  
    Local Property Tax Exemptions ..... 16  
Transportation..... 16  
    Transportation Safety and Coordination..... 16  
    Secondary Road Devolution ..... 16  
**Draft 2024 Budget Fact Sheet..... 17**  
**Draft 2024 Transportation Fact Sheet..... 18**  
**Draft 2024 Human Services Fact Sheet ..... 19**

(Note: New language added after the November 28, 2023, Legislative Committee meeting is **highlighted.**)

## Introduction

### **“Protecting and enriching our quality of life for people, neighborhoods, and diverse communities.”**

Fairfax County’s Strategic Plan was adopted by the Board of Supervisors on October 5, 2021, and includes Ten Community Outcome Areas, which ensure a focus on the priorities of our community, including:

- Cultural and Recreational Opportunities
- Economic Opportunity
- Effective and Efficient Government
- Empowerment and Support for Residents Facing Vulnerability
- Environment and Energy
- Healthy Communities
- Housing and Neighborhood Livability
- Lifelong Education and Learning
- Mobility and Transportation
- Safety and Security

To address the racial and social inequities that remain in our community, Fairfax County has embraced a vision of One Fairfax: a declaration that all residents deserve an equitable opportunity to succeed, regardless of their race, color, sex, nationality, sexual orientation, religion, disability, income, or where they live. As the Countywide Strategic Plan is implemented, we will focus on transforming islands of disadvantage – areas where residents face economic, educational, health, housing, and other challenges – into communities of opportunity.

Because Virginia is a Dillon Rule state, local governments are restricted in their authority and may only engage in those activities that are explicitly sanctioned by the General Assembly (GA). Fairfax County’s Legislative Program is key to ensuring that the County has the authority and funding needed to implement the vision outlined in our Strategic Plan.

The Legislative Program is organized into four sections: Overarching Priorities, Initiatives/Budget Priorities, Position Statements, and Fact Sheets.

**Overarching Priorities** outline the key perennial challenges in the relationship between the Commonwealth and the County: persistent underfunding of core services and lack of local authority. These perennial challenges affect every aspect of governance in Fairfax County.

**Initiatives/Budget Priorities** include specific and targeted legislative and budget priorities that the County intends to focus on in the upcoming session. On these items, County legislative staff will work closely and proactively with the GA delegation in advance of the session.

**Position Statements** include the County’s current positions on key issues that are likely to be before the GA in the upcoming session. They reflect input from County agencies; Boards, Authorities, and Commissions; and members of the community.

**Fact Sheets** are produced as needed to provide the GA with up-to-date information on key issues.

In addition to the Legislative Program, the Board of Supervisors meets weekly during the GA session to review specific legislation and consider positions on legislation with an impact on the County.

## Overarching Priorities

### Funding Core Services

#### 1) K-12 Funding – Joint Position with the Fairfax County School Board

**Public education funding in the Commonwealth is enshrined in the Virginia Constitution as a joint responsibility of both state and local governments, so it is essential that the state fully and appropriately meet its Constitutional responsibility to adequately fund K-12 education. Unfortunately, the Commonwealth continues to allow the gap between state funding and the actual costs of providing a high-quality education, particularly in high cost-of-living jurisdictions like Fairfax County, to expand.**

A watershed report by the Joint Legislative Audit and Review Commission (JLARC) in 2023 outlined both the inadequacy of state funding and the substantial flaws in current state funding formulas. The findings of the report are dramatic:

- Virginia school divisions receive less K-12 funding per pupil than the 50-state average and the regional average, which equates to approximately \$1,900 per pupil in state underfunding of the Commonwealth's students (Virginia schools receive less state funding than neighboring West Virginia, Kentucky, and Maryland). In Fiscal Year (FY) 2024, Fairfax County provided \$13,445 per pupil, while the state only provided \$5,197 (federal funding per pupil not included).
- The state Standards of Quality (SOQ) formula yields substantially less funding than actual division spending and benchmarks. The current SOQs dramatically underestimate the actual costs of public education, as evidenced by the fact that the SOQ formula provided \$6.6 billion less than what was spent by local school divisions in FY 2021. In FY 2022, Fairfax County Public Schools (FCPS) spent \$1.2 billion above the SOQ formula's calculated required local effort.
- The SOQ formula systematically underestimates school division costs, and still uses Great Recession-era cost reduction measures (including the support positions ratio cap, which has artificially lowered the state's funding contributions for critical educational support positions by hundreds of millions of dollars annually since its adoption in 2009).
- The formula does not adequately account for higher needs students, and the methodology for at-risk students undercounts students in poverty.
- The formula does not adequately account for local labor costs. As a result, the formula includes additional factors, like the Cost of Competing Adjustment (COCA), as an acknowledgement of the formula's failure to account for cost of living. However, such factors are too small to appropriately counteract the inadequacy of the funding formula in recognizing the competitive salaries required in high cost-of-living regions to attract and retain high-quality personnel.

The Boards support addressing the deficiencies and underfunding cited by the report including:

- SOQs that reflect the true local costs of providing a high-quality public education, including the elimination of Great Recession-era changes in the SOQ funding formula.
- Recognizing cost-of-living variations throughout the Commonwealth in state funding formulas, particularly in high cost-of-living areas like Northern Virginia.
- Increasing state funding support for school divisions with high numbers or concentrations of English learners (approximately 30 percent higher costs than general education), students living in economically disadvantaged households (approximately 10 percent higher costs than general education), and students receiving special education and mental health services (approximately 100 percent higher costs than general education).
- Increasing state resources for early childhood education programs, which help young children enter kindergarten prepared to succeed.

The Boards oppose changes that disproportionately target or affect Northern Virginia, policies which impose unfunded mandates on localities, and policies which divert K-12 funding away from local public schools and toward

non-public options. *(Updates and reaffirms previous position.) (Position on full funding for K-12 costs and restoration of Cost of Competing Adjustment funding shared by region.)\**

## 2) Washington Metropolitan Area Transit Authority (WMATA) and Regional Transportation Funding

**The Commonwealth must fully restore the \$102 million of regional funding to the Northern Virginia Transportation Authority (NVTA) that was previously diverted to WMATA in 2018, to ensure that transportation projects continue to advance in Northern Virginia after decades of state underfunding (approximately \$63.5 million has been restored thus far). The Commonwealth must also provide dedicated and sustainable funding for WMATA that addresses the looming budget shortfall – putting the agency on sound financial footing without diverting resources from other transportation needs in Northern Virginia and the Commonwealth.**

- Maintain regional and local transportation funding created by HB 2313 (2013), HB 1414/SB 890 (2020), and other legislation as originally intended. Major transportation improvements that provide benefits beyond Northern Virginia – such as WMATA state of good repair, projects related to possible relocations of federal facilities, and projects that create additional capacity across the Potomac River – should primarily be funded by the Commonwealth and the federal government.
- Metrorail is vital to the transportation networks and economic growth of Northern Virginia and the Commonwealth. A shortfall of up to \$650 million is currently projected in FY 2025, with the gap expected to increase further in the coming years. Unlike Maryland, in Virginia, local jurisdictions have historically provided substantial funding for WMATA (primarily through local property tax revenues), though the benefits are shared by the entire Commonwealth. A recent analysis by the Northern Virginia Transportation Commission (NVTC) indicates that Northern Virginia’s transit network generates \$1.5 billion in annual personal income and sales tax revenue for Virginia (approximately \$1 billion attributed to the Metrorail system), which translates to nearly five percent of Virginia’s General Fund and support for over 311,000 jobs (including nearly 41,000 outside of Northern Virginia). Further, the system is integral to the functioning of the federal government, carrying thousands of federal workers to their posts every day. *(Updates and reaffirms previous position.) (Regional Position.)*

## 3) Transportation Funding

**The Commonwealth should build upon the successful enactment of significant transportation revenues by the 2013 and 2020 GAs to ensure sufficient funding for transportation needs, which include new projects, state road maintenance (encompassing improved repaving, snow removal, mowing in the right-of-way, and stormwater management), and continued state assistance for local and regional transit systems (including the Fairfax Connector, the Virginia Railway Express, and WMATA).**

- Ensure that Northern Virginia continues to receive its fair share of statewide revenues, as required by HB 2313, particularly in light of the various programs and allocation processes created in recent years.
- Provide sufficient resources for secondary road maintenance.
- Fully replace the dedicated revenue to transportation lost due to the elimination of the state sales tax on food.
- Simplify the application and scoring processes for funding administered by the Commonwealth by making them more efficient and transparent, while addressing cost estimates that change dramatically during the state review process.
- Provide sufficient funding for programs that address multimodal mobility needs including: Revenue Sharing, which leverages state transportation funds by encouraging local governments to spend their own money on transportation projects; funding for the construction and maintenance of bicycle and pedestrian facilities; and a reasonable vegetation maintenance schedule that does not rely on local funding to maintain safety, including clear zone and sight distance requirements.
- Provide funding assistance for the transportation needs of major activity centers to lay the groundwork for continued economic recovery – Fairfax County contains a number of major activity centers (such as Tysons,

*\*The region generally consists of the localities comprising Planning District 8 – the Counties of Arlington, Fairfax, Loudoun, and Prince William, and the Cities of Alexandria, Fairfax, Falls Church, Manassas, and Manassas Park.*

- Springfield, Seven Corners, Centreville, Reston, and the Richmond Highway Corridor) that generate public benefit for the County and the Commonwealth, and must be sustainable, transit-oriented, and walkable communities to remain successful and accommodate predicted growth.
- Address the capacity needs at the Potomac River, including the American Legion Bridge and Rosslyn Tunnel, to alleviate the existing congestion and ensure the movement of people and goods throughout the region. The continued efforts in Virginia and Maryland to address American Legion Bridge capacity are a significant step forward.
- Ensure the Commonwealth works with the County and other localities in determining which programs and projects will benefit from federal funding created through the substantial infrastructure package passed in 2021. *(Updates and reaffirms previous position.)*

## Governance

---

A strong state and local partnership is essential to Virginia's success and to the ability of both levels of government to respond to the needs of their residents. As the form of government closest to the people, local government must have the flexibility to serve the needs of residents, which vary across the Commonwealth.

### 4) Local Authority

**Existing local government authority must be preserved and expanded, particularly in such key areas as taxation, land use, and the protection of public health, safety, and welfare. Further, local authority should be enhanced to provide localities additional flexibility in the administration of local government. Finally, local government representatives should be included on all commissions or bodies established by the state for the purpose of changing or reviewing local revenue authority or governance.**

**Each level of government has unique strengths. However, because Virginia is a Dillon Rule state, local governments are significantly restricted in their authority, which impedes their ability to react quickly and efficiently to emerging problems. In many instances, an overemphasis on statewide uniformity does not adequately consider the particular issues experienced in growing and urbanizing localities in Northern Virginia, limiting the ability of local governments to respond to community standards and priorities.**

#### *Taxation*

- The local tax structure, which has become outdated and over-reliant on property taxes, must be modernized so that revenues can be diversified.
- State and local taxes should be updated to reflect changes in the economy or technology.
- New state mandates, diminution of current local taxing authority, and restrictions on local revenues should be avoided, while current requirements should be fully funded.

#### *Land Use*

- Local land use authority must be preserved, and the GA must avoid one size fits all mandates that eliminate or reduce local flexibility.
- Communities should be empowered to act through their locally elected governments to ensure orderly and balanced growth and development, allowing direct public participation in this critical process.
- Further restrictions on, and additional procedural hurdles for, local use of eminent domain are unnecessary and increase the cost to local taxpayers. Fairfax County continues to be extremely judicious in its selective use of eminent domain.

#### *Local Flexibility*

- The state should provide localities with increased flexibility to explore initiatives that promote clean air, energy efficiency, conservation, new investment in green construction, tree preservation, reduced waste, recycling management, and other critical measures that could spur the development of innovative approaches that address the impact of global climate change on health and the environment, and increase sustainability throughout the Commonwealth.
- The state should modernize state building codes by adopting the International Green Construction Code (IgCC), the full provisions of the International Energy Conservation Code (IECC), and the energy provisions



of the International Residential Code (IRC) without weakening amendments. Additionally, the state should provide localities more flexibility to increase energy efficiency and improve resilience to climate change impacts, by adopting stronger local standards and implementing energy efficiency and utilization disclosure/benchmarking.

- Localities should be granted additional authority to increase their own minimum tree canopy, tree coverage percentages, and overall tree preservation during the zoning and development process, to assist in reducing urban heat island impacts on residents, achieving environmental goals, increasing flood resiliency, and meeting water quality permit requirements.
- Localities should be granted additional authority to manage solid waste collection and onerous requirements should be removed from state law in order to address community needs comprehensively and in a timely manner, ensure good public sanitation, protect the environment, and enhance quality of life. Additionally, consumer protection laws should be strengthened to provide additional remedies to residents when ongoing issues are not resolved in this critical area.
- Localities should be granted additional authority to allow for increased opportunities for members of public bodies to participate in and attend public meetings remotely – including allowing those with disabilities or with caregiving responsibilities to satisfy quorum requirements when participating remotely – while ensuring that public service is available to individuals with a wide array of backgrounds and maintaining the transparency required for the conduct of public business.
- The state should empower localities to solve their own problems – providing increased authority for services that have no compelling priority or impact for the Commonwealth, and eliminating the need to seek permission for ministerial matters each year.
- Requiring that all bills with a local fiscal impact be filed by the first day of the GA session would allow localities the maximum time possible to highlight potential impacts as new legislation is considered. *(Updates and reaffirms previous position.)*

## Initiatives/Budget Priorities

### Initiatives

#### Funding – State Funding for Local Finance Directors

Initiate budget action to restore funding for the salaries of local finance directors through the Commonwealth of Virginia's Compensation Board. In Virginia, funding for the offices of Constitutional Officers (so named because their offices are specifically established by the Constitution of Virginia) is a shared responsibility for the state and localities. The Compensation Board determines the state's contribution toward the total cost of office operations for Constitutional Officers (including Commissioners of the Revenue and Treasurers), and the GA decides on the total amount of funds and positions available to each group of Constitutional officers. Once the GA budget process is completed, the Compensation Board establishes the budget for each individual Constitutional Officer and their locality.

There are three ways localities can choose to structure their department to carry out duties regarding taxation and revenues at the local level – Local Commissioners of Revenue, Local Treasurers, and Local Finance Directors – and each approach is funded through a different state budget line item. Commissioners of the Revenue are the chief tax assessing officers in Virginia's cities and counties, while Treasurers are the chief financial officers for their localities, collecting taxes and local fees, and making payments on behalf of the local government. Though in many localities Commissioners of the Revenue and Treasurers are elected offices, localities also have the option to carry out this work through professional staff, known as the Local Finance Director, appointed by the locality's governing body. In Fairfax County, the Department of Tax Administration, in conjunction with the Department of Finance, acts as the Local Finance Director, which performs the statutorily prescribed duties of officers who hold the combined Office of County Treasurer and Commissioner of the Revenue and their deputies. In FY 2011, during the Great Recession, the state reduced funding for these offices, leaving many positions unfunded by the state. Over time, state funding for a number of these positions has been restored (though it remains well below the actual cost of these positions, requiring the County to provide the remainder of the funding through local dollars). Due to an extended impasse in negotiations, the 2023 GA did not adopt amendments to the 2022-2024 biennium budget until September 2023. While funding was included to restore salaries for unfunded positions, the budget only restored funding in the sections of

the budget that relate to Commissioners of the Revenue and Treasurers, but not to the section that relates to Local Finance Directors, which appears to be an inadvertent error. It is estimated that this initiative will restore funding for 43 positions in the County (approximately 29 percent of the staff).

### Elections – Election Certification Deadlines

Initiate legislation to change the deadline for local electoral boards to certify elections and submit abstracts, from seven days following the election to ten days following the election. The 2020 GA passed a bill extending the deadline for absentee ballots to be counted from the close of the polls on election day to before noon on the third day after the election if postmarked on or before the date of the election. However, that legislation did not change the seven-calendar days local Offices of Elections have to certify election results and submit abstracts to the State Board of Elections. As this change has been implemented in recent election cycles, the potential conflicts in these timelines placed additional pressure on local jurisdictions to ensure all ballots are counted and results are certified in even fewer days, at an already hectic time for processing ballots. Additionally, as was the case in 2023, the Friday after the election is often Veteran’s Day or the observation of Veteran’s Day, which is typically a government holiday, allowing ballots to be returned even later (when that Friday is a holiday, the mail-in ballots are not due to the local Office of Elections until the following Monday), resulting in only 1.5 days to process and count such ballots, finish adjudicating and counting provisional ballots, and compute and enter the total data, by precinct, in the State Board of Elections computer system. If enacted, this initiative will allow local Offices of Elections the proper time to perform their required duties while protecting the franchise for all Virginia voters.

### Transportation – Roadway and Pedestrian Safety

Initiate legislation to clarify that counties that do not maintain their own roads are authorized to reduce speed limits to less than 25 miles per hour, but not less than 15 miles per hour, on highways within their boundaries within business or residential districts, as is currently allowed for localities that maintain their own roads. In 2021, the GA passed legislation authorizing local governments to reduce speed limits to less than 25 miles per hour, but not less than 15 miles per hour, in business or residential districts. Following enactment of that legislation, the Virginia Department of Transportation (VDOT) stated that the legislation does not apply to streets in the state highway system, which essentially includes all roads within Fairfax County, as well as other counties that do not maintain their own roads. Transportation safety is a critically important issue for all Virginians, and in the last few years the GA provided localities with additional, common-sense tools to help address these issues. However, the law should be clarified to ensure VDOT implements recent changes the way it was understood they would be when they were being considered by the GA. The urgency surrounding this issue in Fairfax County has been highlighted in recent years, as a number of tragic accidents have heightened the community’s concerns about the need to implement measures to protect pedestrians, bicyclists, and drivers throughout the area. If enacted, this initiative will provide localities with tools to further improve transportation safety.

## Budget Priorities

---

**The Commonwealth should rebalance its resources and responsibilities so that the funding partnership with localities is restored, ensuring the delivery of critically needed services in communities throughout Virginia. State established standards for locally delivered services must be accompanied by adequate state funding to successfully provide those services, and reciprocal accountability for successes and failures, ensuring both the state and localities accept responsibility commensurate with their respective roles.**

Recently, state revenues have been described as being in “surplus.” However, until the state has fully met its funding commitment to core services, including shared state and local services, there cannot really be a state surplus, because all of the Commonwealth’s bills have not yet been paid. In addition to increasing funding for the County priorities of K-12 and transportation, the 2024 GA should:

- Support addressing state deficiencies and underfunding cited by the watershed JLARC report on state K-12 funding, including SOQs that reflect the true local costs of providing a high-quality public education, eliminating Great Recession-era changes in the SOQ funding formula, recognizing cost-of-living variations throughout the Commonwealth (particularly in high cost-of-living areas like Northern Virginia), and

increasing state funding support for school divisions with high numbers or concentrations of higher needs students (*see also page 2*).

- At a minimum, fully eliminate the funding cap on K-12 support positions and fully restore COCA funding for K-12 support positions in the 2024-2026 biennium budget. The 2022 and 2023 GAs made progress on the support positions cap, restoring almost \$30 million in annually lost revenue. Full repeal of the support cap would result in approximately \$10 million in additional revenue to FCPS. (*see also page 2*). (*Regional position.*)
- Provide dedicated and sustainable funding for WMATA needs, without diverting resources from other transportation needs in Northern Virginia and the Commonwealth. Further, fully restore regional and local transportation revenues diverted in 2018 to fund WMATA's state of good repair and critical capital (*see also page 3*). (*Regional position.*)
- Fully restore HB 599 law enforcement funding – this funding, which is provided to localities with police departments, is crucial in meeting public safety needs. The distribution formula in the Code of Virginia has been superseded by the GA in recent years, and if state funding had consistently increased with state revenues, as is required, Fairfax County would have received approximately \$107.1 million in additional funding over the past 14 years.
- Provide sufficient funding for the salaries of court personnel, including clerks, Commonwealth's Attorneys, public defenders, district court employees, and probation office employees – Fairfax County provides over \$110 million for additional personnel and salary supplements for state positions. State funding formulas often fail to account for the needs of large localities in particular (*see also pages 9-10*).
- Support state funding and actions (including enhancing and creating more state-funded housing tax credits and rental assistance programs) to increase the availability of affordable, accessible and integrated housing options, particularly in high cost-of-living areas like Northern Virginia, and to mitigate evictions resulting from the lingering economic impacts of the COVID-19 pandemic combined with market conditions that have led to surging rental prices (*see also page 14*).
- Support full, uninterrupted funding for implementation of STEP-VA (System Transformation, Excellence and Performance in Virginia), the Commonwealth's behavioral health transformation plan, particularly as the state seeks to build on STEP-VA and transition to the national Certified Community Behavioral Health Clinics (CCBHCs) model, designed to ensure access to coordinated comprehensive mental health and substance use services (*see also pages 12-13*).
- Support increased state resources for early childhood education programs, including the Virginia Preschool Initiative (VPI), to allow localities to expand these critical programs. Research has increasingly shown the importance of high-quality early childhood education programs to children's cognitive and social-emotional development and their school success (*see also page 8*).
- Provide additional state funding to increase Medicaid waiver slots and rates for individuals with developmental disabilities, to deliver appropriate community services and ensure the Commonwealth fulfills its responsibility to implement the federal settlement agreement (at a minimum, the state must provide sufficient slots to meet the Priority One waiting list in localities like those served by the Fairfax-Falls Church Community Services Board (CSB), where growth in the waiting list far exceeds the additional slots being provided by the state – of the approximately 3,400 individuals on the state's waiting list, 1,124 of them live in Fairfax County) (*see also page 11*).
- Increase state funding for car tax relief – the Personal Property Tax Relief Act (PPTRA) of 1998 only provides a state subsidy for the taxes owed on the first \$20,000 of a personal vehicle's assessed value, and the state has capped the amount of funding it provides at \$950 million statewide. When combined with Fairfax County's increased car assessment base over the years, the funding County taxpayers receive in relief has declined from 70 percent in FY 2007 to 57.5 percent in FY 2022 to 51 percent in FY 2024.
- Provide state income tax incentives and rebates for businesses and residents to transition to more efficient or alternative fuel vehicles, like electric vehicles (EVs) (including new and used options), as well as flexibility to determine rebate eligibility in high cost-of-living areas like Northern Virginia. Also incentivize and reduce barriers to the installation of EV charging infrastructure and increase local authority to require EV charging stations in new high-density developments (*see also pages 8-9*). (*Updates and reaffirms previous position.*)

## Position Statements

### Early Childhood

---

#### Child Care

**Support state child care funding for economically disadvantaged families not participating in Temporary Assistance for Needy Families (TANF)/Virginia Initiative for Education and Work (VIEW), and support an increase in child care service rates. Also support maintaining Fairfax County's local permitting process for family child care providers serving four or fewer non-resident children.**

- Ensure updates to the state's maximum reimbursement rates for child care subsidy vendors are made on a regular basis to reflect the cost of care in Fairfax County and continue to assess the family copayment scale to support child care access and affordability. *(Updates and reaffirms previous position.)*

#### Early Intervention Services for Infants and Toddlers with Disabilities/Part C

**Support increased and sustainable funding and infrastructure for Part C Early Intervention, which is a state/federal entitlement program that provides services for Virginia's infants and toddlers with developmental delays. Also support continued consistent rate increases for early intervention services to reflect current costs.** *(Updates and reaffirms previous position.)*

#### School Readiness

**Support increased state resources and operational flexibility for early childhood education programs, including the Virginia Preschool Initiative (VPI), in order to eliminate barriers and allow localities to expand these critical programs.**

- Continue to allow flexibility to provide VPI services in community early childhood programs, including centers and family child care homes, to address capacity challenges in public school settings (if Fairfax County were to use all available slots to serve four-year-old children in only public school classrooms, approximately 68 additional classrooms would be needed, creating a substantial capacity challenge).
- Continue to have an additional verification window to confirm VPI eligibility for families enrolling after the initial fall verification date, which allows improved access to this important program. *(Updates and reaffirms previous position.)*

### Environment

---

#### Global Climate Change/Environmental Sustainability Initiatives

**Support efforts to reduce the County's greenhouse gas emissions and operational demand for energy through efficiency, conservation, renewable energy, education, and other measures.**

- Advance legislation that expands opportunities for net metering programs, which allow eligible customers to offset their power consumption by selling self-generated renewable power back to the energy grid.
- Eliminate caps on Power Purchase Agreements (PPAs), which can facilitate the adoption of renewable energy by reducing or eliminating the up-front costs of such projects, thus assisting in reducing greenhouse gas emissions and other forms of pollution.
- Expand the availability of shared solar programs by increasing or eliminating program caps and establishing customer safeguards to ensure community members can take advantage of such programs, which provide residents and businesses the opportunity to participate in the renewable energy market by purchasing solar-generated electricity and receiving renewable energy credits associated with their subscription to a shared solar facility.
- Provide incentives to encourage solar energy on existing buildings, sites with existing pervious surface, and brownfields.
- Support legislation requiring electric utilities to first reduce demand for electricity through energy efficiency, thereby decreasing the need for new fossil-fueled generation resources.

- Incentivize and reduce barriers to the installation of EV charging infrastructure to expand EV infrastructure and increase local authority to require EV charging stations in new high-density developments where practicable.
- Support state income tax incentives, funding, and rebates for businesses or residents to defray the cost of new construction, building improvements, and the transition to more efficient or alternative fuel vehicles, (including the purchase of new and used EVs,) as well as flexibility in determining rebate eligibility in high cost-of-living areas like Northern Virginia. Also support programs like the mileage choice program (a voluntary program for drivers of fuel-efficient vehicles and EVs that allows drivers to pay the highway use fee on a per-mile basis based on actual usage,) that incentivize the use of EVs while also ensuring all drivers make fair contributions to support the Commonwealth Transportation Fund.
- Support adequate state resources for localities to invest in EVs and related infrastructure.
- Fund renewable energy grant programs and incentives to assist the development and growth of energy businesses and technologies, such as renewable distributed energy generation. *(Updates and reaffirms previous position.)*

### Land Conservation

**Support the conservation of open space and environmentally sensitive areas, which protects vital ecological resources and the environment; enhances natural resilience; provides health and recreational opportunities; and improves quality of life.**

- Support state incentives that promote donations to park authorities or associated foundations and the preservation of land for public use through the Virginia Land Preservation Tax Credit.
- Increase funding for the development and rehabilitation of park infrastructure.
- Increase education about environmentally sensitive land, including Resource Protection Areas, to property owners or purchasers, which can help protect water quality, mitigate climate change, support greenhouse gas reduction, prevent erosion, reduce the urban heat island effect, and perform other important biological and ecological functions. *(Reaffirms previous position.)*

### Funding

---

#### Children's Services Act (CSA)

**Support continued state responsibility for funding mandated CSA services on a sum sufficient basis. Oppose changes to CSA that shift costs to local governments, disrupt the responsibilities and authorities assigned to the County by CSA, or alter current funding formulas and increase costs to Fairfax County (where the aggregate local match is currently approximately 46 percent). Also support the current structure, which requires that service decisions are made at the local level and are based on the needs of each child, ensuring that service expenditures are approved through local processes.** *(Updates and reaffirms previous position.)*

#### Courts

**The Commonwealth should adequately fund Virginia's courts to ensure a well-functioning judicial branch, as the overall underfunding of Virginia's court system continues to place additional burdens on localities and the judicial system.**

- The state should provide sufficient funding for the salaries of court personnel, but for years the Commonwealth has ignored this obligation and failed to adequately fund court personnel in Fairfax County, instead relying on the County to ensure the efficient and appropriate administration of justice.
- Continue to make progress on reducing the deficits in the Supreme Court's District Court Staffing Model – the County's General District Court (GDC) no longer has a position deficit, and the Juvenile and Domestic Relations District Court's (JDRDC) deficit has been reduced to two positions, but additional County funding will be required to supplement the salaries for those additional positions in a high cost-of-living area like Northern Virginia.

- When reevaluating the need for judgeships and state funding for each court, the GA should consider the quantity of filed cases and qualitative factors, including interpreters, complexity of litigation type, increases in population and commercial development, and cost of living.
- Adopt a new state funding formula for Commonwealth's Attorneys' offices, replacing the current outdated approach focused on felony indictments and sentencing events in Circuit Court, which is antithetical to the goal of increasing diversion programs and utilizing specialty dockets (such as the ones used in Fairfax courts for mental health and veterans) that are aimed at keeping people out of the criminal justice system or keeping them from felony sentencing consequences.
- Begin to allocate additional resources to Commonwealth's Attorneys' offices prosecuting misdemeanor cases. Funding for these Constitutional officers is primarily a state responsibility, and localities should not be expected to supplement critical state functions (creating situations where police officers are essentially carrying their own misdemeanor cases in court).
- Ensuring cooperation with localities before any new state mandates are considered is essential – for example, the passage of legislation in 2021 to streamline the process for expungements and record sealings of some criminal records, including those for certain low-level marijuana-related offenses, is a policy goal that the County supports. However, the logistics and costs of doing such work in a timely manner will impose significant costs and workload issues on localities, including IT investments and manual redaction of paper files, that could be alleviated through appropriate consultation throughout the legislative process. *(Updates and reaffirms previous position.) (See also the Behavioral Health position on pages 12-13.) (Position on state underfunding of courts shared by the region.)*

### Economic Development and Diversification

**Fairfax County is a global technology hub with a thriving and diverse business community. A strong partnership with the Commonwealth is paramount as the County continues to adapt to changing economic conditions, stimulate high-growth sectors, and support small businesses and entrepreneurship.**

- Fully fund the Commonwealth's Development Opportunity Fund (which provides state funding to secure a company location or expansion in Virginia), resources for Virginia Jobs Investment Program (VJIP) initiatives (which provide state funding to companies creating new jobs, retraining employees, and expanding or newly locating Virginia companies), and advance the GO Virginia program to ensure successful alignment between application and approval processes, evaluation criteria, and program goals. Also provide sufficient funding and administrative support to each region to support development and review of grant applications.
- Provide business infrastructure and funding for smart community technology; particularly mobility technology, sustainability, data analytics, and street access and design to support smart cities/communities.
- Encourage initiatives to stimulate the start-up and early-stage capital ecosystem, including events intended to create opportunities to make connections between investors and entrepreneurs, provide support for business founders not traditionally receiving venture capital (including women, veterans, and people of color), support programs to encourage employers to utilize innovative talent attraction and retention strategies (connecting them with non-traditional work candidates, including individuals with disabilities), and support efforts to allow disadvantaged businesses to more fully participate in procurement and business development opportunities (including state leadership in disparity study analysis for local jurisdictions).
- Support retention, expansion, and relocation of federal facilities, including leveraging opportunities to augment facilities at Fort Belvoir and at the General Services Administration (GSA) Springfield facility.
- Explore opportunities for innovative technologies that enable business growth across all sectors (for example, blockchain, quantum computing, electronic payment methods, and artificial intelligence), while targeting state investments in broadband infrastructure (to ensure access to reliable, affordable, high-speed service).
- Support investments that contribute to vibrant commercial districts – attracting workers, residents, and visitors through place-led economic development efforts. *(Updates and reaffirms previous position.)*

## Jails

**The Commonwealth should adequately compensate localities at a level commensurate with the state's responsibility for local jail operations.**

- Replace the current state model for funding jails with a model that reflects actual costs. The current formula uses a per diem rate of dollars per day – \$5 per day for local-responsible inmates and \$15 per day for state-responsible inmates – far less than the actual daily cost of approximately \$419 to house an inmate. A percentage model that adjusts for inflation would accurately reflect the state's funding responsibilities.
- The state should also provide additional funding to support behavioral health care for inmates – in FY 2024, Fairfax County provided approximately \$1.9 million to support behavioral healthcare at the Adult Detention Center, while the state provided only approximately \$144,500. *(Updates and reaffirms previous position.)*

## Libraries

**Support continued increases in state aid to public libraries, as it provides communities with critical services such as student homework support, research assistance, and public internet access – the GA has made a multiyear commitment to fully funding the current formula, which is an important step towards achieving adequate state funding for this vital resource. Also support reducing barriers to libraries acquiring eMaterials under reasonable terms and costs, as public libraries often pay prices substantially higher than what a consumer would pay for the same digital item (some publishing companies refuse outright to sell digital materials to libraries). *(Updates and reaffirms previous position.)***

## Medicaid Waivers

**Support state funding and expansion for Virginia's Medicaid waivers that provide critical home and community-based services for qualified individuals. Also support increased funding for developmental disability (DD) Medicaid waiver slots and rates, to provide appropriate community services and ensure the Commonwealth fulfills its responsibility to implement the federal settlement agreement.**

Fairfax County supports the following adjustments in Medicaid waivers:

- An increased number of DD Medicaid waiver slots to meet, at a minimum, the Priority One waiting list (which is 1,124 in Fairfax County, and approximately 3,400 in Virginia, as of November 2023), particularly in localities like those served by the Fairfax-Falls Church CSB where growth in the waiting list far exceeds the additional slots being provided by the state.
- Automatic rate increases, including an increase in the Northern Virginia rate differential.
- Improvements to the process for negotiating the approval and re-approval of customized rates for individuals with intensive behavioral and health needs who cannot be adequately served through the standard DD waiver rate structure.
- Expansion of home and community-based services by incorporating the Community First Choice (CFC) option into Virginia's 2024 Medicaid state plan.
- Enforcement of Olmstead rights for people with disabilities and older adults to remain in the community following hospitalization for medical crises, including COVID-19 and related conditions.
- Ensuring a living wage for personal care attendants, consumer-directed personal assistants, respite care workers, and other caregiving roles that are funded through Medicaid waivers.
- Enhancement and preservation of the Commonwealth Coordinated Care (CCC) Plus Waiver, and elimination of the weekly 56-hour cap on personal care services.
- Restoration of respite hours that were reduced from 720 to 480 per year in 2011. Respite care allows caregivers to better manage crises, such as the COVID-19 pandemic (if unused, there is no cost to the state).
- Fully funded reimbursements for nursing and behavioral consultation, training, monitoring, and supports.
- Increased state funding to support a sustainable, well-trained workforce in residential, employment, and day support settings, including higher reimbursement rates to hire and retain professional nurses.
- Expansion of Regional Education Assessment Crisis Services and Habilitation (REACH) in-home crisis supports, access to appropriate intensive residential support options, and community-based crisis services for individuals with disabilities. *(Updates and reaffirms previous position.)*

## Water Quality Funding

**Support budget action providing adequate state appropriations to the Water Quality Improvement Fund (WQIF) in order to ensure full and timely payments under point source upgrade contracts with local governments. Also continue to support increased funding to the Stormwater Local Assistance Fund (SLAF).**

- Provide additional state assistance for urban stormwater needs to meet federal Chesapeake Bay requirements. In 2017, the Senate Finance Committee estimated these costs to be \$19.7 billion by 2025, particularly in light of the ambitious goals set forth in the Chesapeake Bay Total Maximum Daily Load (TMDL) Phase III Watershed Implementation Plan. Local governments throughout Virginia face mounting costs for water quality improvements for sewage treatment plants, urban stormwater, combined sewer overflows, and sanitary sewer overflows.
- As the state continues to assign increased local stream TMDLs and the County is required to complete additional water quality projects, the state must partner with localities to meet federal mandates to ensure the success of this effort. *(Updates and reaffirms previous position.) (Position on SLAF funding shared by the region.)*

## General Laws

---

### Elections

**Support legislation to promote equitable and efficient participation in elections, such as continuing to facilitate voting by mail, providing for extended polling hours statewide, extending curbside voting to those with non-physical disabilities, and expanding the use of drop boxes. Adequate state funding for election administration, voting equipment, and systems modernization and security is essential to this effort. Also support efforts to provide expanded flexibility during emergencies, allowing local election officials to prevent any potential disruptions to election administration.**

- Legislation intended to enhance security of elections must be carefully analyzed to ensure that it strikes a balance between maintaining the integrity of elections while not discouraging the exercise of the franchise.
- Support increased state investments in voting equipment, systems modernization/security, and election administration, including training for local electoral board members, registrars, and elections officials.
- Local input in the design and implementation of the new state election system is critical to ensuring its success. *(Updates and reaffirms previous position.)*

### Paid Family and Medical Leave

**Support paid family and medical leave for eligible employees in the Commonwealth, which improves the health of parents/caregivers, infants, children, and adults managing health conditions for themselves and family members while improving business productivity by boosting morale and increasing retention of skilled workers. *(Updates and reaffirms previous position.)***

## Healthy Communities

---

### Behavioral Health

**Support substantially increased and ongoing funding, allocated based on localities' needs and population size, for public safety and mental health services that connect people who come into contact with the criminal justice system for non-violent offenses to treatment. Also support sufficient state funding for intensive community resources – such as Assertive Community Treatment and Discharge Assistance Planning – and intensive residential services to alleviate the state hospital bed crisis and allow individuals to transition safely and expediently from psychiatric hospitals to community care. Oppose any state actions which disproportionately rely on local funding for service implementation.**

- Provide full funding, commensurate with the size of the population served, and flexibility for mandated core CSB services like the Commonwealth's System Transformation, Excellence and Performance in Virginia (STEP-VA) Crisis Services and for Marcus Alert implementation, particularly as the state builds on STEP-VA as it transitions to the national Certified Community Behavioral Health Clinics (CCBHCs) model,



designed to ensure access to coordinated comprehensive mental health and substance use services. Unfortunately, the Commonwealth has not provided adequate funding to implement the newly mandated services.

- Ensure that any future mandates are fully funded by the state, include flexibility for implementation, and are coordinated with CSBs.
- Oppose the use of a local ability-to-pay factor in the distribution of CSB funds and funding for related behavioral health programs like Marcus Alert, which would penalize localities that make funding behavioral health programs with local dollars a priority.
- Increase the availability of community-based crisis services, community residential capacity for early intervention to prevent hospitalization, and local psychiatric beds for people with behavioral health issues.
- Explore all clinical and administrative opportunities to improve the psychiatric hospitalization process and/or minimize the use of hospital beds.
- Remove the barriers that exist in alternative transportation and alternative custody options for individuals in need of psychiatric hospitalization.
- Support additional state funding to ensure affordable and equitable access to the full range of behavioral health services for youth – from prevention through intensive community and residential treatment – including programs that reduce risk factors leading to youth violence, gang participation, alcohol/drug use, and mental health issues.
- Enhance reintegration and discharge planning services for youth and adults at high risk of rapid re-hospitalization or re-offending.
- Increase funding for mental health services and substance use treatment for individuals incarcerated for offenses that make diversion programs unavailable to them.
- Remove barriers to the exchange of individuals’ health information among law enforcement, the court system, CSBs, health care providers, and families and guardians.
- Provide Crisis Intervention Team (CIT) and Mental Health First Aid training to law enforcement personnel, dispatchers, fire and rescue, jail personnel, and health and human services staff to educate those interacting with individuals with developmental disabilities, substance use disorder, and mental illness.
- Provide adequate funding for forensic discharge planning and post-incarceration services to remove the barriers to community reentry.
- Provide additional service navigation assistance, including requiring health insurance companies to update their provider registries regularly, to connect young people and families to appropriate services.
- Address workforce shortages through a multi-pronged approach, including payment restructuring, streamlining licensure requirements for providers, and improving workforce development by formalizing relationships and creating a pipeline from high school and community college to undergraduate and graduate school. *(Updates and reaffirms previous position.) (See also the Courts position on pages 9-10.) (Position on STEP-VA and the state hospital bed crisis shared by the region.)*

### Long-Term Care (LTC) Workforce Needs

**Support legislation to improve the quality of LTC in Virginia’s skilled nursing facilities, in order to ensure better health outcomes and quality of care for medically frail individuals, including older adults and individuals with disabilities. Also support legislation that helps nursing homes and skilled nursing facilities to recruit and retain highly qualified, well-trained staff (which is currently difficult due to low wages, limited benefits, and stressful working conditions).** *(Reaffirms previous position.)*

### Substance Use Disorder

**Support increased capacity to address the Commonwealth’s ongoing substance use disorder epidemic through community-based treatment (including detoxification, medication-assisted, residential, and intensive outpatient programs) and innovative efforts to limit the supply of opioids, particularly fentanyl which is involved in nearly all fatal overdoses in Fairfax County and the Commonwealth. Also support coordinated strategies to meet the growing need for substance use disorder services and incentivize providers that target specific high-risk age groups, including youth. Innovative approaches to prevention, such as expanding county cigarette taxing authority to include e-cigarettes and nicotine addiction treatment, are necessary to address**

**the vaping crisis that is affecting teens and young adults at an alarming rate.** *(Updates and reaffirms previous position.)*

## Housing

---

### Affordable Housing

**Support state funding and actions to increase the availability of affordable, accessible, integrated housing and prevent homelessness, including expanded investments in tools and programs to address affordable housing needs (particularly in high cost-of-living areas like Northern Virginia) and to strengthen tenant protections against evictions resulting from the lingering economic impacts of the COVID-19 pandemic combined with market conditions that have led to surging rental prices. Also support retaining existing local land use authority, allowing localities to craft solutions that are appropriate for their communities, including innovative ideas and solutions that require the flexibility and agility to respond to changing conditions.**

**Affordable housing is the foundation of all human services programs – improving physical and mental health, reducing stress, and improving nutrition, educational outcomes, and family stability. It also provides vital benefits to communities from helping to attract and retain employees to reducing congestion, improving the environment, and stimulating economic growth.**

- Support substantially increasing funding for the Virginia Housing Trust Fund over the biennium, as well as increasing the funding cap that each development can request. This is essential to create and preserve affordable housing and reduce homelessness in Northern Virginia, where housing affordability poses substantial challenges for the economic competitiveness of the region.
- Expand resources to ensure legal assistance and aid in plain language to tenants facing eviction, including outreach and prevention services for potential beneficiaries.
- Expand the pool of resources available for down payment assistance, as down payment costs are a major barrier to homeownership for low- and moderate-income earners.
- Enhance and create additional state-funded housing tax credits and rental assistance programs for individuals with disabilities and people experiencing homelessness, such as the Livable Homes Tax Credit, State Rental Assistance Program, and Virginia Homeless Solutions Program.
- Increase funding for permanent supportive housing units, operating expenses, and wraparound services for individuals with severe mental illness, substance use disorder, and developmental disabilities.
- Consider changes to state law to protect residents of mobile home parks, including more assistance with relocations, expanded notification requirements by property owners to both tenants and localities, and longer timelines. *(Updates and reaffirms previous position.)*

## Human Services

---

### Adult Protective Services (APS)

**Support state funding for additional APS social workers. As the older adult population has increased in Virginia, so has the demand for APS services, but state funding has remained stagnant (in FY 2023, Fairfax County APS received over 3,500 reports of adult abuse, neglect, and exploitation).** *(Updates and reaffirms previous position.)*

### Independence and Self-Sufficiency for Older Adults and People with Disabilities

**Support funding for programs that promote the independence, self-sufficiency, and community engagement of older adults and people with disabilities. Also support additional funding for home care workers and resources for family caregivers.** *(Reaffirms previous position.)*

### Temporary Assistance for Needy Families (TANF)

**Support a continued increase in TANF reimbursement rates, as current Virginia TANF benefit levels remain at or below 32 percent of the Federal Poverty Level for all family household sizes. Also support continued**

**TANF funding of programs which meet the needs of low-income families.** *(Updates and reaffirms previous position.)*

## Land Use

---

### Proffers

**Local authority to accept cash and in-kind proffers from developers must be preserved. Such proffers assist with providing necessary capital facilities and infrastructure to serve new development and maintain local community standards, in order to maintain and improve quality of life and spur economic development.**

- Land use decisions must remain at the local level, allowing localities, developers, and communities to work together collaboratively to address issues related to new development.
- The GA must avoid further restrictions on local land use authority, and proposals for replacing proffer commitments with development impact fees must be at the option of each locality. *(Reaffirms previous position.)*

### Wireless Telecommunications Facilities

**The siting of telecommunications facilities is an important component of local land use authority. Support restoration of local land use authority to determine the appropriate location of wireless telecommunications facilities and balance the need for wireless service with the community's needs. Support restoration of independent local authority to set reasonable fees for wireless facility permits and to set fair compensation for access to public rights-of-way and government-owned structures, to the extent that those fees and compensation are permitted by federal law.** *(Updates and reaffirms previous position.)*

## Public Safety

---

### Accessibility

**Support the inclusion of people with disabilities throughout the Commonwealth by increasing accessibility to public places and activities, employment opportunities, housing, and transportation services (including transportation network companies), strengthening the protections offered by the Americans with Disabilities Act.**

- Ensure continued access to affordable, accessible transit for people with disabilities and older adults.
- Increase the stock of fully accessible units available to renters and buyers at all socio-economic levels in order to advance housing equity for people with disabilities and older adults.
- Provide additional affordable, accessible, integrated housing and transportation options, as well as support for Universal Design initiatives, to facilitate opportunities for people with disabilities to remain active, contributing members of their communities while retaining their independence and proximity to family and friends, and preventing unnecessary institutionalization based on disability. *(Updates and reaffirms previous position.)*

### Dangerous Weapons

**Support legislation to address gun violence in Virginia through common sense gun safety measures that will help ensure a safe and resilient community, building on the landmark changes enacted in 2020.**

- Ban assault weapons, high-capacity magazines, and armor piercing ammunition.
- Provide authority for localities to ban the possession of pneumatic guns on school grounds, with an exemption for school-sponsored activities. Pneumatic guns use pump action or carbon dioxide gas cartridges to fire a projectile by means of pneumatic pressure, often resemble firearms, and can cause serious injury or death.
- Provide support for community violence intervention programs.
- Increase the age limit for buying certain weapons.
- Regulate ghost gun parts, ensuring that they cannot be sold without serial numbers and a background check.
- Strengthen local authority to allow counties, cities, and towns to enact their own gun safety policies. *(Updates and reaffirms previous position.)*

## Domestic and Sexual Violence

**Support additional state funding and efforts to increase the capacity for localities to implement culturally specific prevention and intervention services to eliminate domestic and sexual violence, including continued support for evidence-based, quality programs that provide education and rehabilitation for those who cause harm to help end the cycle of violence and provide victims more choice in addressing safety concerns and housing needs. Also support legislation to strengthen protective orders (POs), such as: requiring family abuse PO respondents to immediately surrender firearms directly to law enforcement; expanding the prohibition on knowingly possessing a firearm to include non-family abuse PO respondents; and providing judges with greater discretion to extend and/or increase the time period of POs. (Reaffirms previous position.)**

## Safety-Sensitive Positions

**Support acceleration of Virginia’s implementation of the Federal Bureau of Investigation’s Record of Arrest and Prosecution Back (Rap Back) service, which provides ongoing, real-time updates on arrests, convictions, or other relevant information about employees in safety-sensitive positions to help safeguard vulnerable populations and the community. Rap Back is currently expected to go live in July 2025 and should be accompanied by sufficient state funding to ensure localities and school divisions have full access to this essential service. (Updates and reaffirms previous position.)**

## Taxation

---

### Local Property Tax Exemptions

**Support legislation providing localities with local-option, flexible authority for enacting and implementing property tax exemptions. Also support ensuring that any expansion of property tax exemptions is a local option, as property taxes are one of Virginia localities’ few significant sources of revenue, and property tax exemptions can create significant impacts on local resources, which are used to fund core services like K-12 education, public safety, human services, the environment, and infrastructure. (Reaffirms previous position.)**

## Transportation

---

### Transportation Safety and Coordination

**Support legislation to improve pedestrian and bicyclist safety, and maintenance of active transportation facilities. Also support increased coordination between localities and the Commonwealth in the process for considering speed limits and street standards. Finally, support adequate maintenance of sidewalks and trails in the County.**

- Fairfax County supports greater coordination between the County and VDOT regarding the placement of stop signs, crosswalks, high visibility crosswalks, rapid flashing beacons, and restriping/signage for streets where such changes are made. Additional flexibility within VDOT project approval processes and design standards to be responsive to the County’s specific needs is vital. **While the Commonwealth has a process for considering some flexibility to existing standards, especially in activity centers and transit station areas, the process could be simplified and more flexibility could be provided in all areas.**
- Support state action to better regulate the sale and use of modified, loud exhaust systems in the Commonwealth, including through the vehicle inspection process, as such systems continue to pose a safety and quality of life issue in Northern Virginia. (Updates and reaffirms previous position.)

### Secondary Road Devolution

**Oppose any legislation that would require the transfer of secondary road construction and maintenance responsibilities to counties, especially if these efforts are not accompanied with corresponding revenue enhancements. Also oppose any legislative or regulatory moratorium on the transfer of newly constructed secondary roads to VDOT for the purposes of ongoing maintenance. (Reaffirms previous position.)**

## Draft 2024 Budget Fact Sheet

### State General Fund (GF) Update

- In FY 2022, about 41% of the state GF provided aid to localities (down from 52% in FY 2009) and less than 29% of the GF provided funding for K-12 (down from 35% in FY 2009).
- GF tax changes over the last two decades have more than neutralized the 2004 tax increase:
  - 2004 tax reforms raised about \$1.6 billion per biennium in new revenue.
  - Since 1994, approximately \$3 billion per biennium in net state tax cuts and GF revenue reductions.

### State Budget Cuts

- Virginia ranks 12th nationwide in per capita personal income, but 43rd in state and local revenue as a percentage of personal income, making Virginia a wealthy, low-tax state.
- Virginia relies more on local taxes and revenues for funding government services than most other states.
- Between FY 2009 and FY 2015, the GA required localities to return funds to help close the state budget shortfall, creating “local aid to the Commonwealth” and costing the County \$22.6 million.
- Between FY 2010 and FY 2016, the state adopted permanent, structural cuts to K-12 totaling over \$1.7 billion per biennium statewide (a cumulative impact of about \$6 billion over that time period).
- Virginia ranks 40th nationwide in state per pupil funding, but when combining state and local per pupil funding, Virginia jumps to 29th, relying heavily on local funding to ensure a high-quality K-12 system.
- State K-12 spending per FCPS pupil was \$3,046 in FY 2022, while Fairfax County provided \$11,920.
- Between FY 2013 and FY 2016, cuts to the Cost of Competing Adjustment (COCA) for K-12 support personnel in Northern Virginia (NOVA) resulted in a loss of \$35.6 million to Fairfax County. The partial restoration of COCA in the 2016-2018 biennium budget translates to \$5.6 million in FY 2017 and \$5.8 million in FY 2018 for FCPS. The 2021 GA took additional steps to restore funding for COCA for support positions; however, the 2021 GA also included a required ratio for K-12 support staff that will increase local costs for implementation, erasing some of those gains.

### Fairfax County/Regional Impacts

- NOVA comprises approximately 27% of the state population, generates over 40% of state GF, and receives 21% of state GF appropriations.
- State funding to Fairfax County (not FCPS) has been cut over \$38 million since FY 2009.
- Almost 69% of the FCPS budget is funded by Fairfax County (the average district receives about 42% from its local government).
- FCPS receives approximately 27% of its budget from the state; the average funding share for other Virginia school divisions is 45%, due to the LCI.
- Almost 86% of the FCPS budget is for direct costs associated with providing instructional programs.
- State funding to FCPS in FY 2024 for a 5% compensation increase effective July 1, 2023, and an additional 2% increase effective January 1, 2024, totals \$34.1 million. The net cost to FCPS is approximately \$131.3 million.
- For FY 2024, FCPS projects that over 63,000 students will qualify for free or reduced lunch (only 4 VA school divisions have more **total** students), nearly 37,000 students will receive English language education (only 6 divisions have more **total** students), and nearly 28,000 students will receive special education services (only 7 divisions have more **total** students).
- In FY 2022, the state provided only approximately \$16.5 million of the \$90.2 million needed to run the Fairfax County ADC. Jail per diem state rates of \$5/day and \$15/day for local- and state-responsible inmates, respectively, are far below the actual daily cost of housing an inmate (approximately \$419).
- Fairfax County provides over \$110 million for additional personnel and salary supplements for state positions (state funding formulas often fail to account for the needs of large localities in particular).

### Taxation

- Of approximately 39,600 businesses in the County that pay BPOL tax, 29% pay a flat tax averaging \$40, and another 32% pay an average of approximately \$547.
- If Fairfax County’s BPOL tax was eliminated, the real estate tax rate would have to be increased by more than 6 cents, or about \$432 per year for the average household, in order to replace the funding.
- The communications sales and use tax has eroded and in FY 2023, the County only received approximately \$54.3 million.

*Data is drawn from Fiscal Analytics, JLARC, and Fairfax County resources.*

# Draft 2024 Transportation Fact Sheet

## Transportation Conditions

- In Northern Virginia, 79 percent of high-volume secondary roads and 61 percent of low-volume secondary roads are in Fair or Better condition. While the condition of the region’s roadways has improved substantially in the past several years, the Commonwealth must continue to provide sufficient resources to ensure road conditions remain at or near statewide targets.
- According to Texas Transportation Institute’s (TTI) 2021 Urban Mobility Report, the average commuter in the Northern Virginia and Washington Metropolitan Region endured delays of 105 hours in 2019, which was significantly higher than the national average, with only one region among the nation’s 494 urban areas ranking worse. In 2020, that number dropped to 42 hours; however, that reduction was due to the COVID-19 pandemic, and traffic volumes continue to increase and appear to be at pre-pandemic levels as more people return to the workplace.
- According to NVTA’s regional plan, the TransAction Update, Northern Virginia commuters took 7.86 million trips in 2017, which is expected to increase to almost 10 million in 2045.
- Transit agencies provided approximately 130 million passenger trips in Northern Virginia on bus and rail in FY 2019. While that number fell significantly due to the impact of the COVID-19 pandemic, it has since increased and was up to 75 million trips in FY 2023. The Fairfax Connector, which showed a lower percentage reduction in ridership compared to other systems in the region and is now above pre-pandemic ridership levels, operates approximately 100 routes across the County (providing over 8 million passenger trips in FY 2023). Transit ridership continues to increase, and transit continues to enable residents to access jobs, schools, grocery stores, and other destinations across the County and region.
- According to the Virginia Department of Motor Vehicles, there were 32 pedestrian fatalities in Fairfax County in 2022. While the number of incidents seem to have reduced in 2023, improvements to active transportation and multimodal safety, including infrastructure investments and better traffic safety laws, remain critical to reducing avoidable, serious accidents involving pedestrians and bicyclists. This is essential as more and more Virginians walk, bike, and utilize transit to travel across the Commonwealth.

## The Current Situation

- The General Assembly (GA) has successfully restored approximately \$63.5 million of the \$102 million in annual regional transportation funding diverted to the Washington Metropolitan Area Transit Authority (WMATA) by the 2018 GA. While the region continues to try to address the ongoing effects of the funding diversion, project costs continue to increase significantly.
- Without additional action, it will be difficult for some projects to advance in the foreseeable future, and timelines for numerous existing County projects have been extended – several have already been impacted, including the Fairfax County Parkway widening, the Frontier Drive extension, the Davis Drive extension, and numerous bicycle and pedestrian projects throughout the County.
- It is essential that regional and local transportation funding be maintained as originally intended. Major transportation improvements that provide benefits beyond Northern Virginia, such as WMATA state of good repair and operations, and projects that create additional capacity across the Potomac River, should primarily be funded by the Commonwealth and the federal government. Diverting existing Northern Virginia transportation revenues for such projects (as was done for WMATA in 2018, to the detriment of numerous other projects) will significantly disrupt regional transportation planning and long-standing regional priorities, and must not be repeated.
- The County continues to work with regional and state partners to improve and streamline project delivery, eliminating or reducing steps in the process.

SAMPLE FAIRFAX COUNTY PROJECT COSTS*			
TRAFFIC SIGNAL	\$600,000	ROAD WIDENING PROJECT	\$50-450 million
MAJOR INTERCHANGE	\$100-300 million	MULTIMODAL TRANSIT CENTER	\$40-60 million
INTERSECTION IMPROVEMENT	\$3-10 million	METRORAIL CAR	\$2 million
ROADWAY EXTENSION	\$50-250 million	TRANSIT BUS (DIESEL/ HYBRID/ ELECTRIC)	\$700,000/\$1.0 million / \$1.2 million
PEDESTRIAN PROJECT	\$1-15 million	METRORAIL PARKING GARAGE	\$40 million

*\*Costs depend on the complexity and size of the project and vary significantly across projects. The cost ranges provided above are based on recent and current projects; some projects may fall below or above the amount provided.*

*Investments in transportation are necessary to ensure a modern, efficient, multimodal transportation system. This is essential to the Commonwealth and is intrinsically tied to the region’s continued economic success and ability to compete in a global economy. Fairfax County, along with localities throughout the state, continues to provide hundreds of millions in local funds for transportation each year, and the County and the Commonwealth must continue to work together to ensure that infrastructure needs are met.*

**Draft 2024 Human Services Fact Sheet**

**Introduction**

In 2022, there were **almost 62,900** Fairfax County residents that earned less than 100% of the FPL – 77.4% of Virginia’s 133 localities had **fewer TOTAL residents** than Fairfax County had **residents living in poverty.**

Eligibility for public assistance programs that provide support for low-income residents is tied to a percentage (typically 100%) of the Federal Poverty Level (FPL). In 2022, there were almost 62,900 Fairfax County residents (5.5% of the population) that earned less than 100% of the FPL (nearly \$13,590 for an individual or \$27,750 for a family of four).

However, the income needed to cover basic living expenses (food, housing, child and health care, transportation, etc.) in Fairfax County is far greater – MIT’s Living Wage Calculator shows that a single adult needs almost \$46,600 and a family of four needs over \$130,400.

In 2022, there were **over 250,100** residents (21.9%) including nearly 65,900 children, living in households with incomes less than 300% of the FPL.

**Employment**

- The unemployment rate in September 2023 was 2.5%, representing over 16,100 unemployed residents looking for work.

**Housing**

- In 2022, the average monthly rent for an apartment was \$1,958, meaning a renter would need an income of over \$78,300 to afford it.
- In 2022, over 57,400 households (43.1%) of Fairfax County renters were cost-burdened (spent more than one-third of their income on housing). 50.6% of renters age 65 and older were cost-burdened.
- There is an existing gap of 32,000 housing units affordable for current Fairfax County renters earning up to 80% of the Area Median Income (AMI).
- It is anticipated that 15,000 new affordable units for households earning 60% of the AMI and below will be needed for households moving into the County by the year 2034.
- There were 1,310 people who were homeless in the Fairfax-Falls Church community on January 25, 2023, the night of the 2023 Point-in-Time Count. Over the course of federal FY 2022, over 3,100 people experienced homelessness.

**Health**

- Medicaid recipients increased by more than 89,000 (75%) between FY 2018 and FY 2023, from 119,606 to 209,153 individuals.
- Over 9,600 Fairfax County older adults (3% of the over 55 population) were uninsured in 2022.
- Almost 92,100 Fairfax County residents have a disability, which includes people with hearing, vision, cognitive, ambulatory, self-care, and/or independent living disabilities.
- The Community Health Centers provided health care services to nearly 27,600 Fairfax County residents in 2022. The overwhelming majority of those served belong to vulnerable populations, such as the uninsured and underinsured, racial or ethnic minority groups, non-native English speakers, and low-income residents.
- Cases of Lyme disease remain high in Virginia, with 705 cases (including both confirmed and probable) reported to the Centers for Disease Control and Prevention in 2021.

In 2022, **over 311,500** County residents (27.5%) were age 55 and older.

In 2022, there were **over 80,500** County residents (7%) without health insurance.

## Mental and Behavioral Health

- The Northern Virginia Mental Health Institute (NVMHI), one of the smaller state hospitals despite the large population it serves, continues to experience periods of 100% capacity.
- Since 2016, there have been more than 3,600 diversions from potential arrest due to the County's Diversion First initiative.
- In Fairfax County, there has been a 21% decrease in the jail behavioral health population with misdemeanor charges from 2015 to 2022.
- From 2015 to 2022, the number of inmates referred to Fairfax-Falls Church Community Services Board (CSB) jail-based services increased by 52%.
- The Fairfax County Police Department responded to over 10,000 mental health-related calls in calendar year 2022.
- The Fairfax County Co-Responder Team has responded to over 1,600 calls for service (through Oct. 18, 2023).
- In FY 2023, CSB conducted almost 2,000 mental health evaluations related to emergency custody orders – a 397% increase from FY 2015.
- According to the most recent Fairfax County Youth Survey, approximately 24% of students reported high levels of stress, and 29% reported depressive symptoms (defined as feeling so sad or hopeless that the student stops engaging in regular activity for two weeks). Before the recent survey, the percentage of students reporting this level of sadness had been increasing steadily since 2016, with a substantial increase between 2019 and 2021 (approximately 30% in 2019 to 38% in 2021). Additionally, 10.7% of students reported thoughts of suicide, and 4% reported suicide attempts.<sup>+</sup>
- In FY 2023, nearly 21,800 individuals received Fairfax-Falls Church CSB mental health, substance use disorder, or Developmental Disability (DD) services. Over 6,600 residents received CSB emergency services.
- Nearly 2,900 of the around 15,000 individuals with DD on the statewide Medicaid waiver waiting list (as of November 2023) are served by the Fairfax-Falls Church CSB.
- In Fairfax County, there are 1,124 individuals on the Priority One waiting list.
- The County's Priority One **waiting** list comprises approximately 30% of the state's total, underscoring the urgency for an equitable distribution of waivers.
- From FY 2021 to FY 2023, the average monthly number of children seeking or receiving early intervention services for developmental delays grew by 15%, from 1,803 to 2,083.

<p>In FY 2023, <b>64%</b> of people receiving County services for mental illness, substance use disorder, or Developmental Disabilities had <b>incomes below \$15,000</b>.</p>
--

## Substance Use Disorder

- The number of fatal overdoses in Virginia remained elevated in 2022 with over 2,600 fatalities in calendar year 2022 – an increase of over 60% from 2019.
- In the Fairfax Health District (including Fairfax County and the cities of Fairfax and Falls Church), opioids are the number one cause of unnatural death, with 88 opioid deaths in 2022; all but two of these fatalities were due to fentanyl.
- Hospitals in the Fairfax Health District reported a continued rise in the number of emergency room visits for opioid overdoses (including heroin and non-heroin), reaching 304 cases in 2022. The number of such visits for youth 0-17 increased 125% from 2021 (12) to 2022 (27), and alarmingly, continues to significantly increase in 2023.
- E-cigarettes have been the most used tobacco product among youth across the US since 2014.
- In 2023, about one out of every 22 American middle school students (4.6%), and one of every 10 American high school students (10%) reported that they had used e-cigarettes in the past 30 days.
- The 2022-2023 Youth Survey found that more students reported vaping than using any other substances (excluding alcohol), and lifetime prevalence rates were 5.8% of 8th graders, 9.5% of 10th graders, and 17.4% of 12th graders.<sup>+</sup>

## English Proficiency

- Over 13.9% of County residents over age 5 do not speak English proficiently.
- 6.5% of households are limited English speaking, meaning all household members ages 14 and older have at least some difficulty with English.
- 37.8% of County residents over age 5 speak a language other than English at home.

<sup>+</sup>The 2022-2023 Fairfax County Youth Survey includes responses from 8th, 10th, and 12th grade students.



## Child Care

- Families in Fairfax County receiving child care subsidies have an annual median income of over \$33,500, while the cost of full-time child care for a preschooler at a child care center can range from nearly \$16,500 to over \$23,000 per year (over \$20,500 to over \$26,000 per year for an infant). In comparison, the average cost of tuition and fees for a public college in Virginia is approximately \$14,580.
- In Fairfax County, state Virginia Preschool Initiative (VPI) funding provides less than half (\$7,995) of the cost of VPI services to a child in a Fairfax County community-based early childhood program (approximately \$18,200), which is insufficient to expand the program under current requirements.

## Child Welfare

- In FY 2023, over 1,000 families were served by County child abuse and neglect prevention programming.
- In FY 2023, Child Protective Services (CPS) conducted over 2,700 family assessments and investigations in response to valid referrals of child abuse and neglect, and almost 240 families were served in CPS ongoing services to keep children with their families.
- An average of 201 children were in foster care each month during FY 2023.

## Nutrition

- The SNAP (food stamps) average monthly caseload increased nearly 39% between FY 2020 and FY 2023 (from approximately 20,400 families to 28,395 families) – average monthly caseloads have more than doubled from FY 2008 to FY 2023, from over 11,500 to 28,395.
- In FY 2023, County programs provided nearly 533,000 meals, a 5% increase from FY 2022, where over 509,000 meals were served. The growth in the number of meals served is trending towards pre-pandemic levels.

## Domestic and Sexual Violence

- In FY 2023, the Fairfax County Domestic Violence Action Center (DVAC) served over 1,000 victims. There were 653 children (44% of whom were 12 years old or younger) living with victims served by the DVAC.
- Each month in Fairfax County, domestic violence (DV) hotlines receive over 157 calls on average, victims request 91 family abuse protective orders, and approximately 12 families escape to an emergency DV shelter (FY 2023).
- In FY 2023, the Fairfax County Police Department responded to 3,738 DV calls (increase of 15% from FY 2022), including 357 Lethality Assessment Program (LAP) calls. There were 253 arrests made due to strangulation (which is a significant predictor of future lethal violence), a 51% increase from FY 2022.
- In FY 2023, 183 households entered emergency shelter due to DV, and 77 of them were placed in hotels for reasons such as family size, geographical location, or bed shortage. 209 households were not housed because at the time of the call, they did not meet the criteria for imminent danger (no person in imminent danger is turned away).
- On the night of the 2023 Point-in-Time Count, there were 50 families with children and 35 single adults in Fairfax County who were homeless because they were actively fleeing DV.
- In the same 2023 Point in Time count, there were 127 families with children and 106 single adults in shelters that reported a history of DV.
- In FY 2023, 52% of emergency DV shelter residents were children under the age of 18.

*Data is drawn from the US Census Bureau, US Bureau of Labor Statistics, MIT's Living Wage Calculator, VA Department of Health, VA Department of Behavioral Health and Developmental Services, UVA's Weldon Cooper Center for Public Service Demographics Research Group, and Fairfax County sources.*

**GUIDANCE FOR IMPLEMENTING  
COMMUNITY SCHOOLS  
IN FAIRFAX COUNTY  
(COMMUNITY SCHOOLS FRAMEWORK)**

**FALL 2023**

*DRAFT Plan  
Endorsed by the SCYPT in June 2021  
Revised in November 2022  
Revised in September 2023*

## TABLE OF CONTENTS

### INTRODUCTION

[Background](#)

[Purpose](#)

[Basic Model](#)

[Fairfax County Community Schools Model](#)

[Role of SCYPT and Opportunity Neighborhoods](#)

### OUTCOMES

### ASSETS/NEEDS ASSESSMENT AND ANNUAL ACTION PLAN

### EVALUATION AND REPORTING

### COLLABORATIVE LEADERSHIP

[Guiding Principles of Collaborative Leadership](#)

[Policy Level Team](#)

[Initiative Level Teams](#)

[Community School Site Level Team](#)

### COMMUNITY SCHOOL STAFFING

[Central Office Coordinator Job Description Guidelines](#)

[Central Office Coordinator Hiring Process](#)

[Community Schools Site Specialist Job Description Guidelines](#)

[Community School Site Specialist Hiring Process](#)

[Community School Staff Training](#)

### SITE SELECTION

### COMMUNICATIONS

[Communicating Community School Site Selection](#)

[Basic Information](#)

[Incident Notifications](#)

[Special Event Notification Guidelines](#)

[Media Relations & Coordination](#)

### SITE LAUNCH

### APPENDIX: SAMPLE ANNUAL SCHOOL ACTION PLAN TEMPLATE

# INTRODUCTION

## Background

A community school is a public school that effectively benefits from partnerships with community resources. Its integrated focus on academics, health and social services, youth and community development, and community engagement leads to improved student learning, stronger families, and healthier communities. Community schools become centers of the community and are open to all.

## Purpose

The community schools model recognizes that students are best positioned for success when they are supported in a holistic manner. School success is often dependent on student health, family stability, community safety, and many other factors often not considered as part of a school's traditional function. Fairfax County already emphasizes such an approach and supports a variety of programs and services in schools. Community schools are able to align existing services, develop partnerships to address identified gaps and barriers, and engage the local community to best articulate and address local assets and needs.

Community schools in Fairfax adhere to the following principles:

- a focus on equity of opportunity;
- the importance of a whole-child approach;
- improving access through location (e.g., co-location and the integration of services);
- services based on identified local community needs;
- shared accountability among school, Fairfax County Public Schools (FCPS), County, and partners; and
- the necessity of family and community engagement.

In a major 2017 report, the Learning Policy Institute and the National Education Policy Center summarized evidence from 143 different research studies on community schools. *Community Schools as an Effective School Improvement Strategy: A Review of the Evidence* concluded that “well-implemented community schools lead to improvement in student and school outcomes and contribute to meeting the educational needs of low-achieving students.” Community schools have shown positive impacts on a range of student outcomes, “including attendance, academic achievement, high school graduation rates, and reduced racial and economic achievement gaps.” In particular, the report stresses that community schools based on the following four “pillars” – foundational components of community schools promoted by the national Coalition for Community Schools – are likely to be effective:

- Pillar 1: Integrated Student Supports;
- Pillar 2: Expanded Learning Time and Opportunities;
- Pillar 3: Family and Community Engagement; and
- Pillar 4: Collaborative Leadership and Practice.

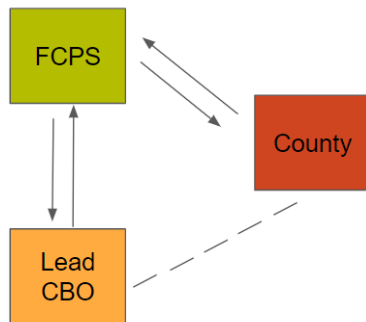
While this framework is not organized by the four pillars, the pillars led to the development of the framework components. This framework is intentionally aligned with the pillars in order to maximize the potential impact of the initiative.

## Basic Model

The basic model for implementing community schools in Fairfax, elaborated upon throughout this document, is the placement of a School Site Specialist in each community school. The school site specialist, formerly known as the school site coordinator, is a full-time staff person who is considered part of the leadership of the school. The school site specialist works with school, community, government, and other stakeholders and partners to assess assets and needs, develop an annual action plan, form partnerships, develop and align programs and services, and keep families and students engaged throughout. Traditionally, the school site specialist may be an employee of the school division, a community-based organization, or county government. Regardless, the site specialist is based at the school and operates as a member of the school team.

FCPS school site specialists are to be employed by FCPS with a minimum responsibility level of a School Specialist. Given the need for centralized coordination and support, a full-time, FCPS central office Community School Coordinator will be established with a responsibility level of a Coordinator III or higher. This position is further outlined in the Community Schools Coordinator section below.

## Fairfax County Community Schools Model



In Fairfax County, the roles and responsibilities of FCPS, the county, and the lead Community-based Organization (CBO) is key in the implementation of the Community Schools Initiative. While FCPS will operate as the administrator of the initiative, both the County and the CBO will provide ongoing support as noted below:

- FCPS
  - Direct collaboration with the County on all aspects of CS program
  - Partner with County on Funding Source for CS Support Staff
    - Community School Coordinator (central office)
    - Community School Specialist (school-based; per school site)
  - Administration in identifying and vetting of CBOs
  - Administration of MOU with CBOs
  - Direction of CBOs on service provision as agreed to in MOUs
  - Administration of Program
    - Managing of Support Staff
    - Implementation Guides
    - Assessment and Evaluation of Program
      - Reporting of needs assessment finding to County and CBO (where applicable)
      - Reporting of program evaluation (end of year) to County and CBO (where applicable)
    - Manages internal and external communications

- Fairfax County Government
  - Administration of MOU with FCPS for Community School Initiative
  - Administration in identifying and vetting of CBOs
  - Partner with FCPS on Funding Source for CS Support Staff
  - Direct collaboration with FCPS
- Lead CBO
  - Data sharing with the County and FCPS
  - Reporting of budget expenses to the County
  - Service Coordination and Outreach
    - Direct communication with School Site Specialist (programs, services, activities)
  - Assists with identifying additional non-profits for service collaboration

### **Role of SCYPT and Opportunity Neighborhoods**

Opportunity Neighborhoods is Fairfax County’s place-based approach to improving outcomes for children, youth, and families in geographically-defined communities. Much of the work of Opportunity Neighborhoods is around identifying systems change approaches to increase access and opportunity, and aligning programs and services to best serve residents and have the greatest impact. Because community schools have similar goals, they are considered a key approach for use within Opportunity Neighborhoods. While not all community schools in Fairfax may be within Opportunity Neighborhoods, the community schools strategy will remain closely aligned with Opportunity Neighborhoods.

## OUTCOMES

Fairfax County's community schools initiative is designed to achieve seven outcomes in our community schools:

1. Improved school attendance (decreased chronic absenteeism)
2. Improved academic performance
3. Improved student behavior
4. Improved student health and resilience
5. Increased school readiness
6. Increased family stability and engagement
7. Increased student connectedness to school and community

The implementation of community schools in Fairfax County is not a stand-alone effort. It is very much intended to be a key strategy to support the goals of multiple initiatives. For example, the FCPS Minority Student Achievement Oversight Committee has identified community schools as a promising strategy for reducing the achievement gap. And Healthy Minds Fairfax has worked with community schools to promote behavioral health and wellness for youth who tend to be underserved.

The outcomes identified above are consistent with those seen in other community schools initiatives across the country, and with those promoted by the Coalition for Community Schools. They are also consistent with those of the Fairfax County Successful Children and Youth Policy Team (SCYPT), which identified eight outcome areas to define what it means for children and youth to "thrive." An additional area of alignment is with Opportunity Neighborhoods, our place-based approach to promoting positive outcomes for children and youth in geographically-defined areas of Fairfax County. Community schools is a particularly relevant strategy under the Opportunity Neighborhoods umbrella.

Table 1 on the following page shows how the desired outcomes associated with Opportunity Neighborhoods, the SCYPT, and the Coalition for Community Schools align with those of our community schools initiative.

Table 1  
Desired FCPS Community School Outcomes associated with  
Opportunity Neighborhoods, SCYPT, and the Coalition for Community Schools

<b>Fairfax County Community Schools Outcomes</b>	<b>Opportunity Neighborhoods Outcomes</b>	<b>SCYPT Outcome Areas</b>	<b>Coalition for Community Schools Results Areas</b>
Improved school attendance (decreased chronic absenteeism).	Academically successful youth. Healthy youth and stable families. Workforce ready youth.	Children and youth succeed academically. Children and youth are healthy. Youth enter the workforce ready to succeed.	Students attend school consistently.
Improved academic performance.	Academically successful youth. Workforce ready youth.	Children and youth succeed academically. Youth enter the workforce ready to succeed.	Students are actively involved in learning and their community. Students succeed academically.
Improved student behavior.	Healthy youth and stable families.	Children and youth are healthy.	Students are healthy.
Improved student health and resilience.	Healthy youth and stable families.	Children and youth are healthy.	Students are healthy.
Increased school readiness.	Kindergarten ready children.	Children get a healthy start in life. Children enter kindergarten ready to succeed.	Children are ready to enter school.
Increased family stability and engagement.	Healthy youth and stable families. Inclusive and connected community.	Children and youth are safe and free from violence and injury.	Families are increasingly involved in their children's education. Schools are engaged with families and communities. Students live and learn in a safe, supportive, and stable environment.
Increased student connectedness to school and community.	Inclusive and connected community.	Youth contribute to the betterment of their community.	Students are actively involved in learning and their community. Schools are engaged with families and communities. Communities are desirable places to live.



# ASSETS/NEEDS ASSESSMENT AND ANNUAL ACTION PLAN

## Assets/Needs Assessment

Each community school will conduct an annual assets and needs assessment to determine specific issues of focus for programming and services. The following data sources, among others, should be used to inform the assessment:

- Data gathered during the [site selection process](#)
- FCPS Equity Profile
- Fairfax County Youth Survey
- FCPS Family Engagement Survey
- Community Schools school staff survey
- Community Schools parent survey
- Root cause analyses of key issues/concerns for the school and community

Measures related to each of the [outcome areas](#) should be identified and included. And, where possible, data should be disaggregated at the school or pyramid level by race and ethnicity, gender, income, and disability.

The assessment should be completed each spring, to inform the development/updating of an annual school action plan for the following school year. School site specialists are encouraged to consider the timing, however, so parents and school staff are not being asked to complete multiple surveys at the same time, for example. A standard needs assessment template that categorizes assets and needs according to program outcomes and service types will be developed in collaboration with the Office of Research and Strategic Improvement.

The needs assessment process should be a collaborative effort. School site specialists should engage not just their advisory council, but school staff, students, partner agencies and organizations, local stakeholders, PTAs and PTOs, and others as necessary and relevant. Partners can provide not just their input and perspective, but also other available data that can help inform the assessment. Materials to be developed include: required student, family, and staff survey questions; template surveys that can be easily implemented; and guidance for the annual implementation and analysis of surveys.

## Annual Action Plan

The assessment will be used to guide the development of an annual action plan. The action plan will identify key goals for the upcoming year and the programs and services that will be put in place to achieve them.

Additional resources on accessing data and templates and other tools for developing the assessment and action plan, such as survey instruments, will be developed or identified and shared with site coordinators. Further guidance will include additional clarification on annual planning expectations and requirements, a suggested annual timeline for completion, and expectations and requirements for connecting the annual action plan to the site's School Improvement Plan.

## EVALUATION AND REPORTING

Every community school will participate in regular reporting and evaluation. This process aims to answer two key questions:

- Are we implementing community schools as desired (i.e., in accordance with our framework)?
- Are community schools making a difference with regards to our intended outcomes (both in the overall improvement over time along with the narrowing of disparities)?

Standard periodic (e.g., quarterly) and annual reporting templates will be developed to reflect shared output and outcome measures that align with the community schools logic model (Figure 1). Reporting requirements and timelines will be established. *Note: This may be in addition to reporting to outside funders, but the reporting structure will be designed to minimize additional work.*

School site specialists will be responsible for output measures (e.g., participation in programs) and short-term outcomes and satisfaction measures (e.g., specific activity outcomes, partnership quality). The full-time, FCPS central office coordinator will be responsible for collecting and reporting on outcome measures that are reported by FCPS (e.g., chronic absenteeism).

Standard measures, survey questions, and report templates will be developed in collaboration with the Office of Research and Strategic Improvement.

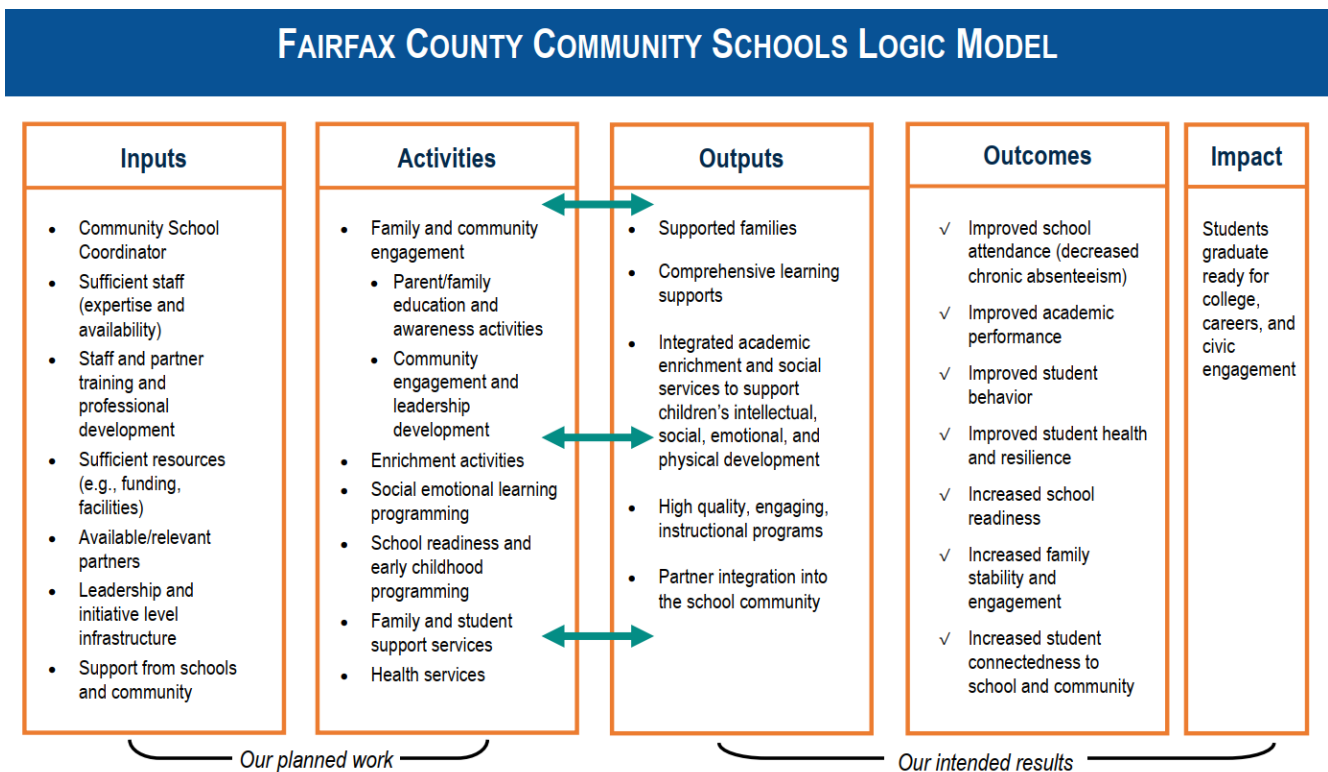


Figure 1. Fairfax County Community Schools Logic Model

## PROGRAM AREAS

Programs in an individual school will vary, based on the community needs assessment, but can be grouped into the following four areas for planning and data collection purposes. These focal areas are consistent with four of the five Opportunity Neighborhoods focal areas as displayed in Table 2.

Table 2  
Primary Program Focal Areas for Community Schools

<b>1. Family and Community Engagement</b>	A. Parent/family education and awareness activities
	B. Community engagement and leadership development
<b>2. Connected and Motivated Youth</b>	Enrichment activities including those that occur during the school day, after school and summer: Social-emotional learning, afterschool programs, mentoring, etc.
<b>3. School Readiness and Early Childhood Education</b>	Programming both to prepare children to enter school, and to be ready to learn on an ongoing basis at every grade level
<b>4. Family Wellness and Stability</b>	A. Family and student support services: Case management, social workers, parenting classes, food distribution, resource fairs, etc.
	B. Health services: Referrals and/or onsite health, behavioral health, dental and vision care, speech and hearing care

Programs and services are categorized in these four areas. But they should be intentionally developed and implemented through an equity lens and to include strategies that address root causes of poor outcomes.

Planning and implementation of programs and services require the engagement and participation of school-based, County government, and community providers. Robust health services, for example, should reflect a partnership with the school public health nurse, school health aide, and local providers such as a Federally Qualified Health Center or pediatrician’s office, if applicable. Family engagement efforts should involve school parent liaisons and outreach staff from County agencies and local non-profits.

These program areas were developed specifically to align with the “focal areas” that guide the work of Opportunity Neighborhoods, as community schools are key strategies for supporting Opportunity Neighborhoods in Fairfax County. While developed specifically with Fairfax implementation in mind, these program areas still align with those being used by community schools across the country. Table 3 below shows how the program areas align with the Virginia Community Schools Framework “branches of support” and with the common program elements identified the Coalition for Community Schools community schools standards.

**Table 3**  
 Desired FCPS Community School Program Areas aligned with  
 Opportunity Neighborhoods, the Virginia Community Schools Framework,  
 and the Coalition for Community Schools

<b>Fairfax County Community Schools Program Areas</b>	<b>Opportunity Neighborhoods Focal Areas</b>	<b>Virginia Community Schools Framework Branches of Support</b>	<b>Coalition for Community Schools Common Program Elements</b>
Family and Community Engagement.	Inclusive and connected community.	Family and community engagement.	Family engagement. Community engagement.
Connected and Motivated Youth.	Connected and motivated youth. Workforce readiness, student career preparedness, and family literacy.	Students' emotional and mental health needs. Student engagement and motivation.	Student centered learning and development.
School Readiness and Early Childhood Education.	School readiness and early childhood education.		
Family Wellness and Stability.	Wellness and family stability. Workforce readiness, student career preparedness, and family literacy.	Students' basic needs. Students' emotional and mental health needs.	Health and social services and supports.

## **COLLABORATIVE LEADERSHIP**

Community schools are more likely to make significant improvements in the lives of students by forming partnerships, building relationships, and accessing community resources than by working alone. A collaborative leadership structure will engage multiple stakeholders to inform and drive decisions around community school initiatives, programs, interventions, and resources.

Community schools are planned, implemented, and maintained by the members of active, coordinated partnerships dedicated to improving student achievement, health, and well-being. Each partnership will establish a shared vision for its work on jointly agreed-upon goals and shared decision-making.

The Lead CBO is recognized by school administrators and other partners as the agency that deals directly and daily with school leadership and shares in the responsibility to meet program objectives. Community schools employ structures that share responsibility and decision-making within school buildings and across relevant sectors that pertain to children's well-being. Collaborative leadership and practices build a culture of professional learning, collective trust, and shared responsibility.

### **Guiding Principles of Collaborative Leadership**

Community school partnerships should take the time to build meaningful relationships with students and families to ensure there are structures in place to have their voices heard and to provide leadership. Establishing trusting relationships throughout the entire process will provide stability and buy-in throughout the process, resulting in a shared responsibility to achieve the Community Schools' goals.

Wherever possible, the use of existing collaborative leadership structures and systems connected to community schools should be leveraged (i.e., don't create a new team if an existing one will suffice).

Stakeholder collaborative leadership should take place at the policy, initiative, and school site level (Figure 2). Shared planning, priority setting and measuring progress is imperative for successfully meeting community schools goals.

### **Policy Level Teams**

At the policy level, the Successful Children and Youth Policy Team (SCYPT) will be used to develop the Community School vision, ensure policy coordination and alignment, make resource recommendations, and support community engagement at the policy level. The FCPS School Board will be used to determine School Site Selection Approval in alignment with the annual Site Prioritization Process. The FCPS School Board will also make recommendations for initiative improvements.

### **Initiative Level Teams**

At the initiative level, two teams are needed. The first team will serve as a Community Schools Advisory Committee. This team will serve as an advisory group to the entire community schools initiative. This group looks to ensure there is shared ownership and accountability and provide community insight and leadership to guide initiative level policy, planning and implementation of identified community schools goals that impact the

entire initiative. Member selection should be purposeful and considerate of the identified issues being targeted. This group will focus on overarching policy, practices, and system connection for community schools.

The second team will focus on resource coordination and policy development to ensure consistent and common practices are used throughout the Community Schools initiative. The existing Opportunity Neighborhoods Core Team will serve this purpose. This cross-system group will explore trends and service delivery gaps and find system level solutions. This group will explore partnerships, resource allocation and functions necessary to ensure that services are developed across the entire initiative. This team will also provide and coordinate technical assistance to schools and community-based organizations. Lastly, this team will look at data, trends, available resources, and best practices to ensure support for Community Schools.

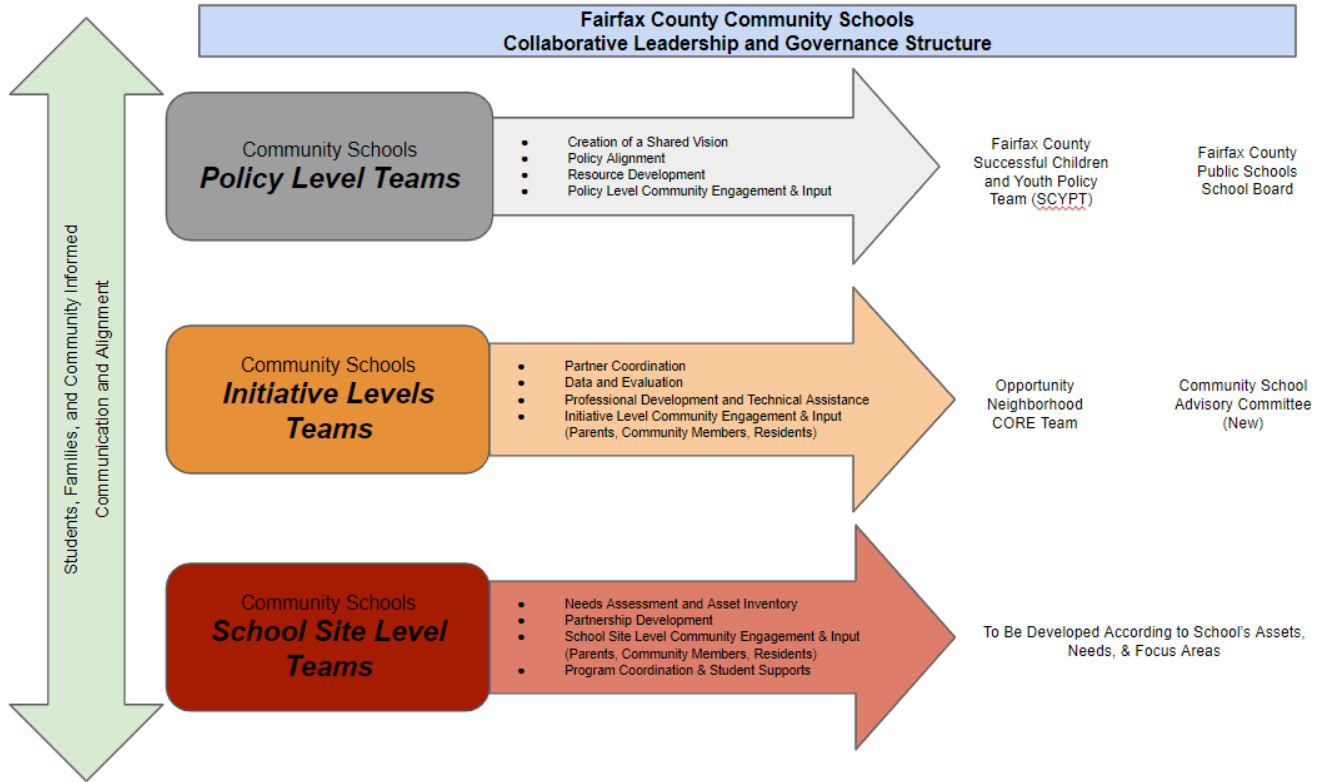
The two initiative level teams will collaborate and inform each other.

### **Community School Site Level Team**

According to each school's needs, a team or advisory group is needed to bring all partners into regular and active communication, giving voice to all perspectives. The purpose of this team is to coordinate site level needs and serve as an advisory group to inform programming. This team helps to ensure shared ownership and accountability. This group will provide community insight and leadership to guide site level policy, planning, and implementation of identified community school programming. Member selection should be purposeful and considerate of the identified issues being targeted. The school leadership team and community leaders should collaborate on identifying potential members for this team. Shared leadership includes the voices of community, families, and student stakeholders. This group will focus on action planning and implementation to successfully meet the community school's goals. This group will liaison with other groups and contribute information and planning with initiative and policy level decisions. On major decisions, this group will provide meaningful consultation with the broader community.

Where applicable, it is recommended to have each group develop a Memorandum of Understanding/Agreement. Technical assistance and support for team development will be provided by the Opportunity Neighborhood Core Team. If established, the Memorandum of Understanding/Agreement should be reviewed by the FCPS School Board prior to approval.

The membership for the site level and initiative level teams should include membership as identified in Table 4 (SCYPT and ON Core teams are already established). Other members can be added as necessary. It is critical that groups be developed to reflect the racial and social diversity of the school (for site teams) and the county (for the advisory committee).



**Figure 2.** Fairfax County Community Schools Collaborative Leadership and Governance Structure

**Table 4**  
**Required and Recommended Membership for the School Site Level Team and the Initiative Level Advisory Committee**

	<b>School Site Level Team</b>	<b>Initiative Level Advisory Committee</b>
<b>Required</b>	<ul style="list-style-type: none"> <li>• Site specialist (convener)</li> <li>• Principal or AP</li> <li>• Lead CBO</li> <li>• DSS, school social worker, psychologist, and/or counselor</li> <li>• Parent liaison</li> <li>• Regional Assistant Superintendent/Executive Principal</li> <li>• School public health nurse</li> <li>• Parents</li> <li>• Teachers</li> <li>• Students (middle and high school)</li> <li>• Staff from relevant in-school services (e.g., Middle School After-School, SACC, Neighborhood Networks)</li> </ul>	<ul style="list-style-type: none"> <li>• CS central-office Coordinator</li> <li>• Lead CBO (and support CBOs)</li> <li>• Neighborhood and Community Services/Opportunity Neighborhoods</li> <li>• Family Services/CYF</li> <li>• Health Department/School Health</li> <li>• FCPS Social Work</li> <li>• FCPS Family Engagement</li> <li>• FCPS Instructional Services</li> <li>• FCPS Middle School After School Program</li> <li>• Teacher representatives</li> <li>• Parent representatives and/or FCCPTA</li> </ul>
<b>Recommended</b>	<ul style="list-style-type: none"> <li>• Students (elementary school)</li> <li>• Key business partners</li> <li>• Key service provider partners</li> <li>• Key county staff partners</li> </ul>	<ul style="list-style-type: none"> <li>• Key stakeholder groups with countywide interest</li> <li>• Key business partners</li> <li>• Key service provider partners</li> </ul>

	<ul style="list-style-type: none"><li>● Other key community stakeholders</li><li>● Parent group (e.g., PTA, PTO, PTSO, boosters, other unaffiliated parent group)</li></ul>	<ul style="list-style-type: none"><li>● Students</li><li>● Funders</li></ul>
--	---	--



## COMMUNITY SCHOOL STAFFING

### Central Office Coordinator

The full-time, FCPS central office coordinator position will provide coordination and support to the community schools. This position, with a responsibility level of Coordinator III or higher, provides management and program supervision for each FCPS community school site.

### Central Office Coordinator Job Description Guidelines

In alignment with the protocols of the Department of Human Resources at FCPS, the position descriptions/announcements should include the following, to be developed in consultation with members of the Department of Special Services:

- Program and position overview, including:
  - Program vision/purpose (in development)
  - [Program outcomes](#)
  - Basic statement of the position:

The Central Office Coordinator is responsible for the management and program supervision of the community school initiative for each FCPS school site. The central office Coordinator is a 12-month, full time, salaried position, employed by XXX and housed in the Department of Special Services. This position reports to the XXX and the XXX.

The Central Office Coordinator works collaboratively with the Regional Assistant Superintendents, the school principals, and the school site coordinator to manage, assess, and evaluation the community school initiative including:

- [Program components](#)

[note that the position is a 12-month, full time position]

[other information that is unique to the administrative office may be listed]

- Job duties, including:
  - Developing and implementing a standardized training curriculum (to include mandatory and optional trainings) for site coordinators and other key staff, and providing access to additional professional development opportunities such as conferences and webinars.
  - Developing templates for site-specific data and evaluation activities, supporting site coordinators in evaluation and reporting, and providing school-level data that is housed and managed centrally (e.g., chronic absenteeism and SOL pass rates).
  - Developing templates for site-specific needs assessments and annual plans and supporting site coordinators in completing them, ensuring they are well-designed to provide expected services and meet expected outcomes.
  - Providing supervision, guidance, technical assistance, and other supports for program and service planning, partnership development, resource connection, and other elements critical to success.
  - Developing and maintaining standard policies, procedures, memoranda of understanding, and other administrative elements that are applicable to all sites.
  - Convening site coordinators on a regular basis to network, share ideas and resources, partner across sites.
  - Connecting site coordinators to FCPS resources such as survey development, IT support, and language services.

- Coordinating site coordinators' access to IT services and hardware, security, and other centralized administrative resources.
- Managing the site selection process.
- Serving as the primary point of contact for community schools for FCPS.
- Conducting a system-wide evaluation of the community schools program.
- Regularly reporting on the initiative to FCPS leadership, the School Board, and other key stakeholders and partners.
- Coordinating and leading other system-wide activities, such as grant writing.

[other duties that are unique to the office may be listed]

- Preferred qualifications, including:
  - Level of Education –Master's degree in social work, education, or a related field, with at least six (6) years of relevant experience in an educational or nonprofit setting working with youth and/or their families
  - Ability to collaborate effectively with clients, program staff and others in the agency to accurately reflect the desired message and effectively express information.
  - Excellent interpersonal, verbal and written communication skills with the ability to build relationships with a range of stakeholders and people from diverse life experiences.
  - Ability to manage multiple projects simultaneously.
  - Willingness to work a flexible schedule, including some evenings and weekends.

### **Central Office Coordinator Hiring Process**

Prior to interviews, the FCPS hiring manager hiring agency and County partners should meet to discuss the characteristics they are looking for in an ideal candidate for. Based on these conversations, the hiring manager will review submitted resumes.

Phone Interview: FCPS central office hiring manager

First In-Person Interview: The interview panel should include, at a minimum, representatives from FCPS central office and Fairfax County Government. Possible panel members include:

- FCPS Central Office
  - Hiring Manager
  - Director, Intervention and Prevention Services
  - Assistant Superintendent, Department of Special Services
  - Chief Academic Officer
  - Regional Assistant Superintendent
  - Chief of Schools
- Fairfax County Government
  - Neighborhood and Community Services (NCS) Prevention Unit\*
  - NCS Community Developer\*
  - NCS Regional Manager\*
  - Department of Family Services staff (If the school is a Neighborhood Networks school, a representative should be a part of the interview panel.)

\*NCS staff should consult with the Coordinated Services Planning regional manager specific to the Community School location.

- If other community partners that may have insight to what is needed, they should be a part of the conversations and an option to serve on the panel.

Second In-Person Interview: The interview panel should include, at a minimum, individuals most responsible for supervising/managing the site coordinator. Possible panel members include:

- FCPS
  - Hiring Manager
  - Director, Intervention and Prevention Services
  - Assistant Superintendent, Department of Special Services
  - Chief Academic Officer
  - Regional Assistant Superintendent
  - Chief of Schools

### **School Site Specialist**

The school site specialist position will provide programmatic support for the community school initiative at the school site. This position, with a minimum responsibility level of a School Specialist, provides facilitation at their assigned FCPS community school site. Position responsibilities are noted below in the job description guidelines.

### **Schools Site Specialist Job Description Guidelines**

In alignment with the protocols of the Department of Human Resources at FCPS, the position descriptions/announcements should include the following, to be developed in consultation with school staff and the Central Office Coordinator:

- Program and position overview, including:
  - Program vision/purpose (*in development*)
  - [Program outcomes](#)
  - Basic statement of the position:

The Community School Coordinator is responsible for the implementation, integration, alignment and coordination of the community school strategy at the school level. The Community School Coordinator is a 12-month, full time, salaried position, employed by XXX and housed at XXX School. This position reports to the XXX and the XXX School Principal.

The Community School Coordinator works collaboratively with the school principal and other school support staff to design, develop, and/or implement community school programming including:

- [Program components](#)

[note that the position is a 12-month, full time position]

[other information that is unique to the school may be listed]

- Job duties, including:
  - Coordinate the initial and subsequent annual needs assessment of the XXX School community.
  - Coordinate and increase the array of support services provided to the school by community partners, as expressed in the needs assessment. Assist with the implementation of these services and activities.

- Recruit, train and manage volunteers in support of Community School efforts.
- Recruit support from local businesses and sponsors in the form of volunteers, financial and in-kind support of the school.
- Work with the school team to support students with needs related to chronic absences, behavior, course performance or other needs.
- Engage parents/guardians as full partners in the school and community by collaborating with the school team to provide parent education opportunities and empowering parents to be a part of changes they envision for their community.
- Work with the principal to establish and coordinate an Advisory Council of school staff, parents and community partners to advise on Community School efforts.

[other duties that are unique to the school may be listed]

- Preferred qualifications, including:
  - Level of Education – Bachelor’s Degree in social work, education, or a related field, with at least three (3) years of relevant experience in an educational or nonprofit setting working with youth and/or their families
  - Ability to communicate effectively with clients, program staff and others in the agency to accurately reflect the desired message and effectively express information.
  - Bi-lingual in English and Spanish [or another primary language, based on school/community population. This may be a required qualification, based on need.]
  - Excellent interpersonal, verbal and written communication skills with the ability to build relationships with a range of stakeholders and people from diverse life experiences.
  - Ability to manage multiple projects simultaneously.
  - Willingness to work a flexible schedule, including some evenings and weekends.

### **School Site Specialist Hiring Process**

Prior to interviews, the FCPS central office hiring manager, County partners, and the school administrators should meet to discuss characteristics of ideal candidate for that specific school site. Based on these conversations, the hiring manager will review submitted resumes.

**Phone Interview:** FCPS central office hiring manager

**First In-Person Interview:** The interview panel should include, at a minimum, representatives from FCPS central office, Fairfax County Government, and the school administrators. Possible panel members include:

- FCPS Central Office
  - Hiring Manager
  - Director, Intervention and Prevention Services
  - Assistant Superintendent, Department of Special Services
  - Regional Assistant Superintendent (associated with assigned Community Schools Site)
- School Administrators
  - Principal (or administrative team designee)
  - School Social Worker
  - Parent Liaison (optional; though they should be part of the initial conversation)

- o Middle School After School Specialists (optional; for middle schools, specialists should at minimum, be a part of the conversations. Those middle schools that are also a 21st Century Community Learning Center should include their specialist on the panel, as they are not only responsible for family/community engagement, but work closely with local non-profits)
- Fairfax County Government
  - o Neighborhood and Community Services (NCS) Prevention Unit\*
  - o NCS Community Developer\*
  - o NCS Regional Manager\*
  - o Department of Family Services staff (If the school is a Neighborhood Networks school, a representative should be a part of the interview panel.)
    - \*NCS staff should consult with the Coordinated Services Planning regional manager specific to the Community School location.
- If other community partners that may have insight to what is needed, they should be a part of the conversations and an option to serve on the panel.

**Second In-Person Interview:** The interview panel should include, at a minimum, individuals most responsible for supervising/managing the site coordinator. Possible panel members include:

- FCPS
  - o Regional Assistant Superintendent (associated with assigned Community Schools Site)
  - o Principal
  - o Hiring Manager

### **Community School Staff Training**

The Central Office Coordinator and the School Site Specialist should participate in a formal onboarding process that includes trainings on the following topics:

- FCPS Policies and Procedures
- FCPS Programs and Services
- Equity and Cultural Responsiveness
- Fairfax County Government Programs and Services
- Local Community Programs and Services
- FCPS and Fairfax County Governance and Structure
- Community Schools Concepts and Foundations
- Trauma Awareness
- Accessing and navigating key local services (more detailed than the broad overview of available services)
- Mentoring best practices (if running a mentoring program)

New school site specialists should also visit other community schools in Fairfax to see first-hand how they operate.

Onboarding at the site level should also include discussion on key elements of school culture and operations to ensure a smooth transition and fit.

## SITE SELECTION

Selection of school sites and implementation of *Community Schools* should be informed by data which indicates suboptimal functioning on selected community and school outcomes and indicators that are likely to be responsive to a *Community School* strategy.

In addition, at times there may be grant or other funding opportunities where the requirements or eligibility considerations of the funder must also be considered and addressed.

Therefore, it is recognized that the site selection cannot be a simple formula-driven process, but rather must look at the intersection of need and opportunity. However, it is important to ground the prioritization and selection in data, including disaggregated data when available.

Site selection will be a six-step annual process, led by a selection committee of FCPS and Fairfax County Government staff. The [Site Prioritization Process](#) document outlines the weight and scoring process associated with each measure.

1. Primary measures, including chronic absenteeism and rates of students receiving free and reduced meals (FARMS), AND vulnerability index will be used to identify school sites in need of additional well-being support.
2. Secondary measures, including SOL pass rates, identified youth assets, and levels of family engagement, considerations for a feeder pattern, and preference within an Opportunity Neighborhood will be utilized to further determine site selection eligibility.
3. Twenty-five school sites, will be identified for expansion consideration. Preference will be given to ES and MS school sites.
4. School administrators, Regional Assistant Superintendents, and the FCPS School Board will be consulted prior to the final site selection to determine site readiness.
5. Final site prioritization will be facilitated by the selection committee including representatives from FCPS and Fairfax County staff.
6. Final site selection will be determined upon a) identification of available funding and b) approval from FCPS School Board.

# COMMUNICATIONS

## Communicating Community School Site Selection

A committee will meet annually to update a prioritized list of sites for potential community schools. When funding becomes available, sites will be selected from that list. Please note that a selected site may not always be the top school on the list, as funding requirements or other factors may prevent the top school from being selected. (For example, a grant may require a school to be a middle school.) For more details on this process, see the [Site Selection Process section](#).

The FCPS Department of Special Services and the Office of Communications will coordinate these communications to ensure each message is delivered appropriately.

### *During the Site Prioritization Process*

The committee will reach out to principals, School Board members, and Board of Supervisors members for input on the schools under consideration. This will most often occur by email or phone conversation.

### *After Site Prioritization*

After the annual site prioritization process, the committee will submit a memo with the results to the Successful Children and Youth Policy Team (SCYPT), copying the full School Board and Board of Supervisors. The memo should also be forwarded to principals on the list, and their Regional Assistant Superintendents. The memo will reiterate the process for prioritization and that actual site selection is dependent on available resources and funder requirements/considerations.

### *After Site Selection*

At the time schools are selected as community school sites (either because funding is available or because the schools are being included in a grant proposal), the committee will notify the following by email:

- Relevant School Board and Board of Supervisor members (including at-large members);
- The FCPS Superintendent and the County Executive;
- Relevant Regional Assistant Superintendents and principals;
- Fairfax County Government;
- Lead Community-based organization;
- The FCPS and Fairfax County Public Information Officers; and
- The SCYPT.

The announcement should also include the reasoning (if applicable) why a top prioritized school was not selected.

Updates, such as an announcement of grant funding (or non-funding), should be shared with the same group.

The messages should also be shared with relevant community-based organizations that may be responsible for, or have the opportunity to, be involved (e.g., an Opportunity Neighborhoods lead organization for a community where a prioritized school is located).

Once funding is awarded/approved, FCPS will issue a press release, noting the role of Fairfax County Government, the funder (if applicable), and other partners (if known and applicable).

## **Basic Information**

Basic information on community schools can be found at <https://www.fcps.edu/node/38351>. This page will serve as the “home page” for the community schools effort. Additional material, such as brochures, can be developed based on the information here. This site will link to each community school, which will maintain info about their specific school’s services on their own site. Partner sites (e.g., County Government) may have a short overview on community schools, but will link to the FCPS site for more detailed (and regularly maintained) information.

Additional guidance and support for internal and external communications will be developed. Expansion of internal communications (i.e., messaging to school staff, central FCPS staff and leadership, the FCPS School Board, and existing partners) will provide an improved awareness of the programmatic needs and success. Expansion of external communications (i.e., messaging to families, partners, and the general public) will increase engagement with services and resources.

## **Incident Notifications**

When/if an incident is reported at any of our Community School programs, the issue will follow the Fairfax County Public Schools’ incident reporting procedures. Upon receiving notice of an incident, the FCPS media contact will provide notice to all participating organizations for the Community School in question by contacting their designated media contact or designee. Each media contact will be responsible for informing the appropriate staff in their respective organizations. FCPS will take the lead with providing any necessary communications to families, and will share any such messages with all participating organizations through their designated media contacts. Additionally, for more serious incidents, FCPS will lead in coordinating appropriate messaging with Community Schools partners and any other necessary organizations (e.g. Public Safety agencies).

## **Special Event Notification Guidelines**

Community Schools host numerous events. Some are programmatic in nature which may qualify as routine (e.g. classes, activities, etc.), other events are more official/formal (e.g. ribbon cuttings, press conferences, the introduction of a major new program/initiative, milestone events and visits by elected officials).

All official/formal events should be coordinated through the media contacts (or designees) of each of the participating agencies. Each media contact would be responsible for providing appropriate notification/invitations to their organizations as well as to all appropriate dignitaries (including elected officials and organizational officers). Any coordination to notify officials outside of the partnering organizations’ structure (such as state or federal leaders) will be undertaken by the media contacts.



## Media Relations & Coordination

Media inquiries can enter the Community Schools network through a variety of connections depending on the contact information obtained, the nature of the inquiry and so forth. The following guidance is intended to ensure a consistent and coordinated outreach and responses to all media inquiries received by participating organizations in the Fairfax County Community Schools initiative.

### *Incoming Media Request Guidelines*

1. All media requests received by partnering organizations will be directed to their identified media contact (or designee) – see list provided under “Media Contacts.”
2. Upon receipt of a request, the media contact will make an initial call (as soon as possible that same day) to the reporter to ascertain the nature of the request, deadline and other related details. This information will be shared as soon as possible with the partnering organizations’ media contacts in order that they may begin to inform the appropriate staff in their respective organizations.
3. The media contact who made the initial call to the reporter will be responsible for taking the lead in working with other media contacts in fulfilling the request and be the main point of contact for the reporter to ensure they have all that they need (unless another partnering agency is appointed to the lead based on the topic of the inquiry – in which case their media contact will take this lead coordination and point of contact role).
4. All media contacts are responsible for informing their respective organization regarding the media request, providing guidance and facilitating necessary collaboration for fulfilling the request. Refer to “Message Roles” for general guidance to determine which agency(ies) are best placed to lead/contribute to the response.
5. Once a response plan has been determined, the responding organization(s) contact will provide a brief recap of what was shared and the outcome of the interaction to the organizational media contacts who will have the responsibility of sharing with their respective organizational staff as appropriate.

### *Media Outreach Guidelines*

Media outreach can originate from an organizational level or from the broader Community Schools Committee.

1. In the event a participating organization desires to contact the media with information regarding Community Schools specifically defined by and related to their organization’s role in the partnership, a preview of the release will be sent to all partner organizations via their media contact (or designee) at least 24 hours in advance of release (when not “breaking news”) to allow for situational awareness and provide opportunities for organizations to offer suggested collaborations if appropriate.
2. Committee-level communications to the media will be discussed with all participating organizations. Media contacts (or designees) from each organization will assist with facilitating collaboration, release language and providing guidance on best methods of distribution.

*Message Roles*

The following is intended as general guidance regarding topics/potential questions that the different participating organizations will be able to speak to:

<b>Partnering Organization</b>	<b>Topics</b>
Fairfax County	<ul style="list-style-type: none"> <li>● The overall concept of Community Schools in Fairfax County</li> <li>● How Community Schools relates to other county initiatives/priorities (e.g., SCYPT, Opportunity Neighborhoods, One Fairfax, etc.)</li> </ul>
Fairfax County Public Schools	<ul style="list-style-type: none"> <li>● The overall concept of Community Schools in Fairfax County</li> <li>● How Community Schools relates to other county initiatives/priorities (e.g., SCYPT, Opportunity Neighborhoods, One Fairfax, etc.)</li> <li>● Implementation of Community Schools at the school level</li> <li>● Integration of Community Schools with school functions, programs, and services</li> <li>● Day-to-day operations</li> </ul>
Lead Community-Based Organization	<ul style="list-style-type: none"> <li>● Implementation of Community Schools at the school level</li> <li>● Relation to other organizational initiatives in the community (e.g., Opportunity Neighborhoods)</li> <li>● Community-based needs</li> </ul>
<i>Funding Organizations (where applicable)</i>	<ul style="list-style-type: none"> <li>● Program funding</li> <li>● Connection to the organization’s broader Community Schools and organizational strategies within Fairfax and the surrounding region</li> </ul>

## **SITE LAUNCH**

When a new community school site launches, a coordinated set of activities should be implemented to “introduce” the community school and the community school concept to the school, broader community, and partners. Staff will develop a standard launch process that will include both static and social messaging (e.g., press releases, digital information, social media) and an event (e.g., ribbon cutting). All activities will fully involve key partners, including FCPS, Fairfax County Government, and the funding organization (if applicable)

## APPENDIX: SAMPLE ANNUAL SCHOOL ACTION PLAN TEMPLATE

*Assessment Results Summary*

Date Assessment Completed			
Sources Used	<input type="checkbox"/> School Profile Data <input type="checkbox"/> FCPS Family Engagement Survey <input type="checkbox"/> School Student Survey <input type="checkbox"/> _____	<input type="checkbox"/> FCPS Equity Profile <input type="checkbox"/> School Staff/Faculty Survey <input type="checkbox"/> _____ <input type="checkbox"/> _____	<input type="checkbox"/> Fairfax County Youth Survey <input type="checkbox"/> School Parent Survey <input type="checkbox"/> _____ <input type="checkbox"/> _____
Key Assets Identified			
Key Needs Identified			

*Advisory Council*

Members		
Meeting Schedule		
Annual Goals		
Accomplishments		

Action Plan

Program Area: 1A. Parent/family education and awareness activities						
Activity	Timeframe	Person Responsible	Outputs	Tier	Outcome	Outcome Measures
			# served other	<input type="checkbox"/> Tier 1 <input type="checkbox"/> Tier 2 <input type="checkbox"/> Tier 3	<input type="checkbox"/> Attendance <input type="checkbox"/> Academics <input type="checkbox"/> Behavior <input type="checkbox"/> Health/Resilience <input type="checkbox"/> School Readiness <input type="checkbox"/> Stability/Engagement <input type="checkbox"/> Connectedness	
			# served other	<input type="checkbox"/> Tier 1 <input type="checkbox"/> Tier 2 <input type="checkbox"/> Tier 3	<input type="checkbox"/> Attendance <input type="checkbox"/> Academics <input type="checkbox"/> Behavior <input type="checkbox"/> Health/Resilience <input type="checkbox"/> School Readiness <input type="checkbox"/> Stability/Engagement <input type="checkbox"/> Connectedness	

Program Area: 1B. Community engagement and leadership development						
Activity	Timeframe	Person Responsible	Outputs	Tier	Outcome	Outcome Measures
			# served other	<input type="checkbox"/> Tier 1 <input type="checkbox"/> Tier 2 <input type="checkbox"/> Tier 3	<input type="checkbox"/> Attendance <input type="checkbox"/> Academics <input type="checkbox"/> Behavior <input type="checkbox"/> Health/Resilience <input type="checkbox"/> School Readiness <input type="checkbox"/> Stability/Engagement <input type="checkbox"/> Connectedness	
			# served other	<input type="checkbox"/> Tier 1 <input type="checkbox"/> Tier 2 <input type="checkbox"/> Tier 3	<input type="checkbox"/> Attendance <input type="checkbox"/> Academics <input type="checkbox"/> Behavior <input type="checkbox"/> Health/Resilience <input type="checkbox"/> School Readiness <input type="checkbox"/> Stability/Engagement <input type="checkbox"/> Connectedness	

Program Area: 2. Connected and Motivated Youth						
Activity	Timeframe	Person Responsible	Outputs	Tier	Outcome	Outcome Measures
			# served other	<input type="checkbox"/> Tier 1 <input type="checkbox"/> Tier 2 <input type="checkbox"/> Tier 3	<input type="checkbox"/> Attendance <input type="checkbox"/> Academics <input type="checkbox"/> Behavior <input type="checkbox"/> Health/Resilience <input type="checkbox"/> School Readiness <input type="checkbox"/> Stability/Engagement <input type="checkbox"/> Connectedness	
			# served other	<input type="checkbox"/> Tier 1 <input type="checkbox"/> Tier 2 <input type="checkbox"/> Tier 3	<input type="checkbox"/> Attendance <input type="checkbox"/> Academics <input type="checkbox"/> Behavior <input type="checkbox"/> Health/Resilience <input type="checkbox"/> School Readiness <input type="checkbox"/> Stability/Engagement <input type="checkbox"/> Connectedness	

Program Area: 3. School Readiness and Early Childhood Education						
Activity	Timeframe	Person Responsible	Outputs	Tier	Outcome	Outcome Measures
			# served other	<input type="checkbox"/> Tier 1 <input type="checkbox"/> Tier 2 <input type="checkbox"/> Tier 3	<input type="checkbox"/> Attendance <input type="checkbox"/> Academics <input type="checkbox"/> Behavior <input type="checkbox"/> Health/Resilience <input type="checkbox"/> School Readiness <input type="checkbox"/> Stability/Engagement <input type="checkbox"/> Connectedness	
			# served other	<input type="checkbox"/> Tier 1 <input type="checkbox"/> Tier 2 <input type="checkbox"/> Tier 3	<input type="checkbox"/> Attendance <input type="checkbox"/> Academics <input type="checkbox"/> Behavior <input type="checkbox"/> Health/Resilience <input type="checkbox"/> School Readiness <input type="checkbox"/> Stability/Engagement <input type="checkbox"/> Connectedness	

Program Area: 4A. Family and Student Support Services						
Activity	Timeframe	Person Responsible	Outputs	Tier	Outcome	Outcome Measures
			# served other	<input type="checkbox"/> Tier 1 <input type="checkbox"/> Tier 2 <input type="checkbox"/> Tier 3	<input type="checkbox"/> Attendance <input type="checkbox"/> Academics <input type="checkbox"/> Behavior <input type="checkbox"/> Health/Resilience <input type="checkbox"/> School Readiness <input type="checkbox"/> Stability/Engagement <input type="checkbox"/> Connectedness	
			# served other	<input type="checkbox"/> Tier 1 <input type="checkbox"/> Tier 2 <input type="checkbox"/> Tier 3	<input type="checkbox"/> Attendance <input type="checkbox"/> Academics <input type="checkbox"/> Behavior <input type="checkbox"/> Health/Resilience <input type="checkbox"/> School Readiness <input type="checkbox"/> Stability/Engagement <input type="checkbox"/> Connectedness	

Program Area: 4B. Health Services						
Activity	Timeframe	Person Responsible	Outputs	Tier	Outcome	Outcome Measures
			# served other	<input type="checkbox"/> Tier 1 <input type="checkbox"/> Tier 2 <input type="checkbox"/> Tier 3	<input type="checkbox"/> Attendance <input type="checkbox"/> Academics <input type="checkbox"/> Behavior <input type="checkbox"/> Health/Resilience <input type="checkbox"/> School Readiness <input type="checkbox"/> Stability/Engagement <input type="checkbox"/> Connectedness	
			# served other	<input type="checkbox"/> Tier 1 <input type="checkbox"/> Tier 2 <input type="checkbox"/> Tier 3	<input type="checkbox"/> Attendance <input type="checkbox"/> Academics <input type="checkbox"/> Behavior <input type="checkbox"/> Health/Resilience <input type="checkbox"/> School Readiness <input type="checkbox"/> Stability/Engagement <input type="checkbox"/> Connectedness	

## FCPS Community Schools Site Prioritization Process

Measure	Program Outcome	Metric	Multiplier	Scoring/Weight
Primary	School Attendance	Chronic Absenteeism Rate  <i>Data Source: Virginia School Quality Profile</i>	3	<ul style="list-style-type: none"> <li>● 0% - 20%: 1</li> <li>● 21%-40%: 2</li> <li>● 41% - 60%: 3</li> <li>● 61% - 80%: 4</li> <li>● 81% - 100%: 5</li> </ul>
Primary	Free and Reduced Meals (FARMS)	Students Receiving Free and Reduced Meals Rate  <i>Data Source: Virginia School Quality Profile</i>	3	<ul style="list-style-type: none"> <li>● 0% - 20%: 1</li> <li>● 21%-40%: 2</li> <li>● 41% - 60%: 3</li> <li>● 61% - 80%: 4</li> <li>● 81% - 100%: 5</li> </ul>
Primary	Vulnerability Index  <i>Data Source: Fairfax County Vulnerability Index</i>		3	<ul style="list-style-type: none"> <li>● 0 - 1.74: 1</li> <li>● 1.75 - 2.25: 2</li> <li>● 2.26 - 2.99: 3</li> <li>● 3.0 - 3.5: 4</li> <li>● 3.6 and up: 5</li> </ul>
Secondary	Standards of Learning: Reading  <i>Data Source: Virginia School Quality Profile</i>	Standards of Learning: Reading Pass Rates	1	<ul style="list-style-type: none"> <li>● 0% - 10%: 10</li> <li>● 11%-20%: 9</li> <li>● 21% - 30%: 8</li> <li>● 31% - 40%: 7</li> <li>● 41% - 50%: 6</li> <li>● 51%-60%: 5</li> <li>● 61% - 70%: 4</li> <li>● 71% - 80%: 3</li> <li>● 81% - 90%: 2</li> <li>● 91%-100%: 1</li> </ul>
Secondary	Standards of Learning: Math  <i>Data Source: Virginia School Quality Profile</i>	Standards of Learning: Math Pass Rates	1	<ul style="list-style-type: none"> <li>● 0% - 10%: 10</li> <li>● 11%-20%: 9</li> <li>● 21% - 30%: 8</li> <li>● 31% - 40%: 7</li> <li>● 41% - 50%: 6</li> <li>● 51%-60%: 5</li> <li>● 61% - 70%: 4</li> <li>● 71% - 80%: 3</li> <li>● 81% - 90%: 2</li> <li>● 91%-100%: 1</li> </ul>
Secondary	Student Connectedness to School and Community  <i>Data Source: Fairfax County Youth Survey - MS 8th grade and HS students only</i>	Percent of students reporting ≤ 2 assets/protective factors	1	<ul style="list-style-type: none"> <li>● 0% - 25%: 4</li> <li>● 26%-50%: 3</li> <li>● 51% - 75%: 2</li> <li>● 76% -100%: 1</li> </ul>
Secondary	Low rates of family engagement  <i>Data Source: FCPS Family Engagement Survey</i>	Rates of agreement for Collaboration with the Community <ul style="list-style-type: none"> <li>● I receive enough information about community services that help families</li> </ul>	1	<ul style="list-style-type: none"> <li>● 0% - 20%: 5</li> <li>● 21%-40%: 4</li> <li>● 41% - 60%: 3</li> <li>● 61% - 80%: 2</li> <li>● 81% - 100%: 1</li> </ul>
Secondary	Feeder Pattern Established	Would site selection support an existing feeder pattern?	1	<ul style="list-style-type: none"> <li>● Yes: 1</li> <li>● No: 0</li> </ul>
Secondary	Opportunity Neighborhood	Is the school located in an Opportunity Neighborhood?	1	<ul style="list-style-type: none"> <li>● Yes: 1</li> <li>● No: 0</li> </ul>





# **BECOMING** **FAIRFAX**

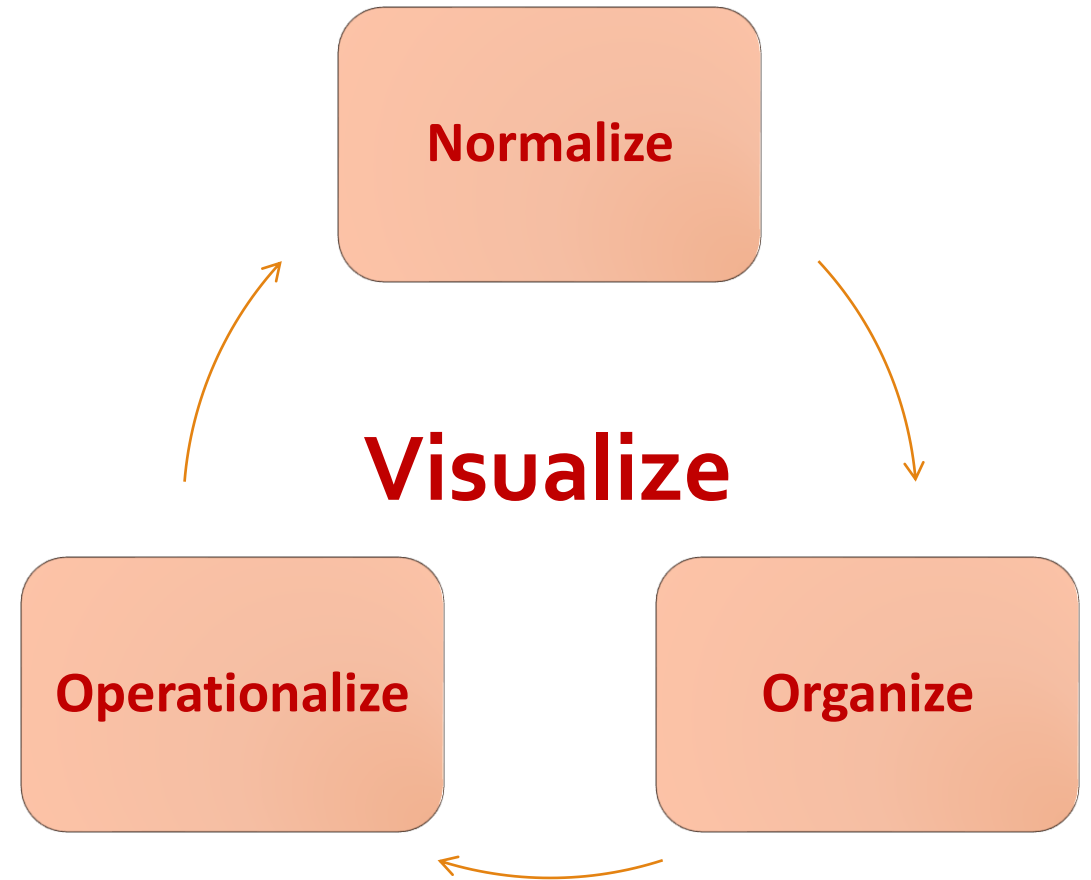
## **Successful Children & Youth Policy Team Meeting**

Robin Wilson, Policy and Impact Director  
Fairfax County Government

December 6, 2023

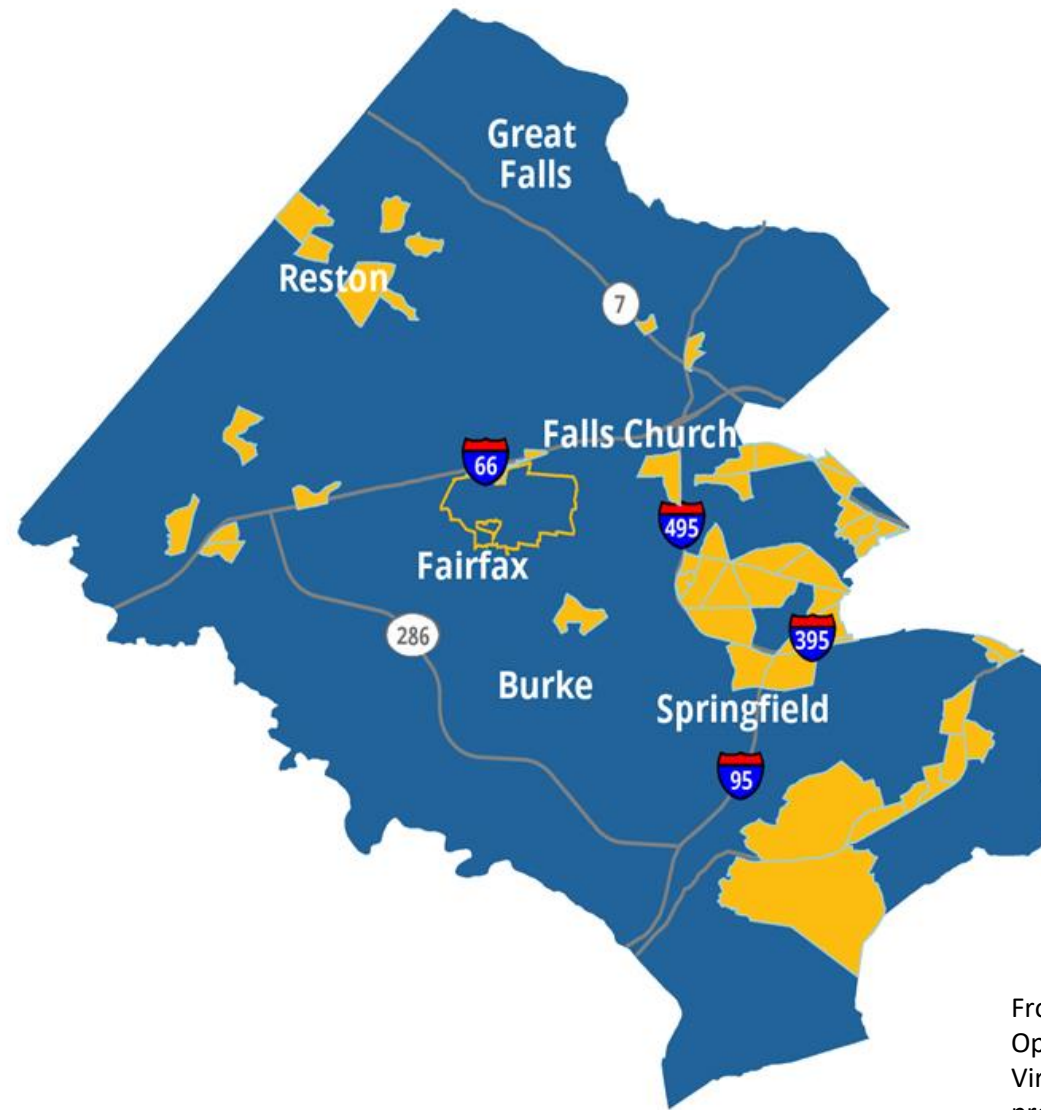
# Governing & Managing to Advance Equity

- One Fairfax is a Racial and Social Equity Resolution and Policy committing the county and FCPS to intentionally consider equity when making policies, planning and delivering programs and services
- It's a way to think about and approach the governance and management of the county and involves:
  - Facing our **history** and our current reality
  - Understanding where we are now and **what we want for the future**
  - Establishing clear **priorities** and making explicit **choices**
  - Committing to **bold and innovative approaches**
  - Meaningfully **engaging community and key stakeholders**




# There is an “uneven opportunity landscape” in Fairfax County

- Reports from the *Northern Virginia Health Foundation*, *PolicyLink*, and *Urban Institute* and our own analysis document **variances in opportunity and vulnerability** within Fairfax County and across the Northern Virginia and Metropolitan Washington regions.
- The most effective solutions must be **place-based** and **system-focused** and **address the spatial inequities** that constrain opportunity and ensure equitable access to services and resources that **promote economic mobility**.



From *Getting Ahead: The Uneven Opportunity Landscape in Northern Virginia*  
produced by The Center on Society and Health with the support of The Northern Virginia Health Foundation  
<https://novahealthfdn.org/getting-ahead-report/>

# Defining Equity: Equity is **Fairness** not **Sameness**



Focusing not on the people's "lack" that's preventing them from participating, but an unjust system and structure.


# Defining Racial Equity

Equity exists when one can no longer predict advantage or disadvantage by group identity.

From infant mortality to life expectancy, race predicts how well you will do

So, our focus is on Racial Equity...

- Closing **racial gaps**
- Improving **outcomes** for all
- Accounting for the **intersectional** nature of identity and marginalization



# There is an organization-wide focus on *Becoming One Fairfax*





# One Fairfax in Practice: Equity Analysis Concepts

We acknowledge that people and places are situated differently.

## Targeted Universalism

Abandon the one-size-fits all policy development formula

Opportunity Structures vs. Barriers

When we see data that concerns us about a population or place, we seek to understand the “why.”

## What’s driving the issue

Backmapping

Root Cause Analysis

We try to anticipate inequitable impacts of the actions taken by government and mitigate them.

## Racial Equity Decision Making Tools

Inclusive Community Engagement

Benefits and Burdens

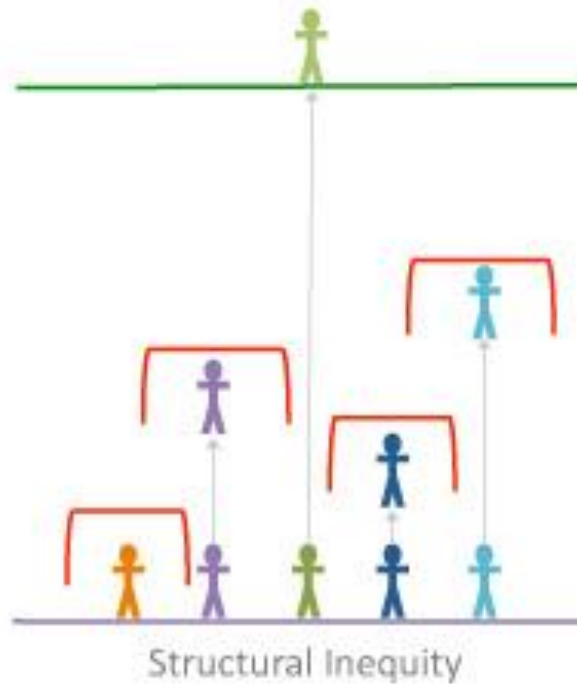


# The Principle of Targeted Universalism:

Abandoning a *one-size-fits-all* policy development formula in favor of an approach that is more inclusive and outcome-oriented

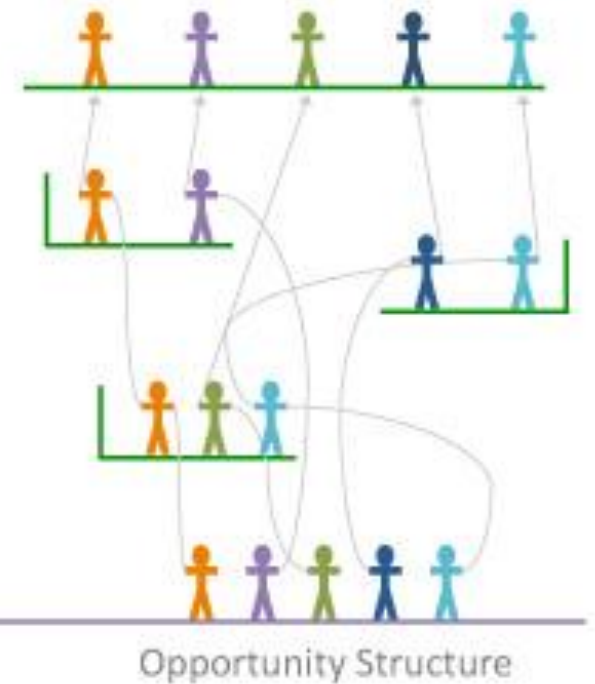
## Universal Goal with Targeted Solutions

*Structural Inequity* produces consistently different outcomes for different communities.



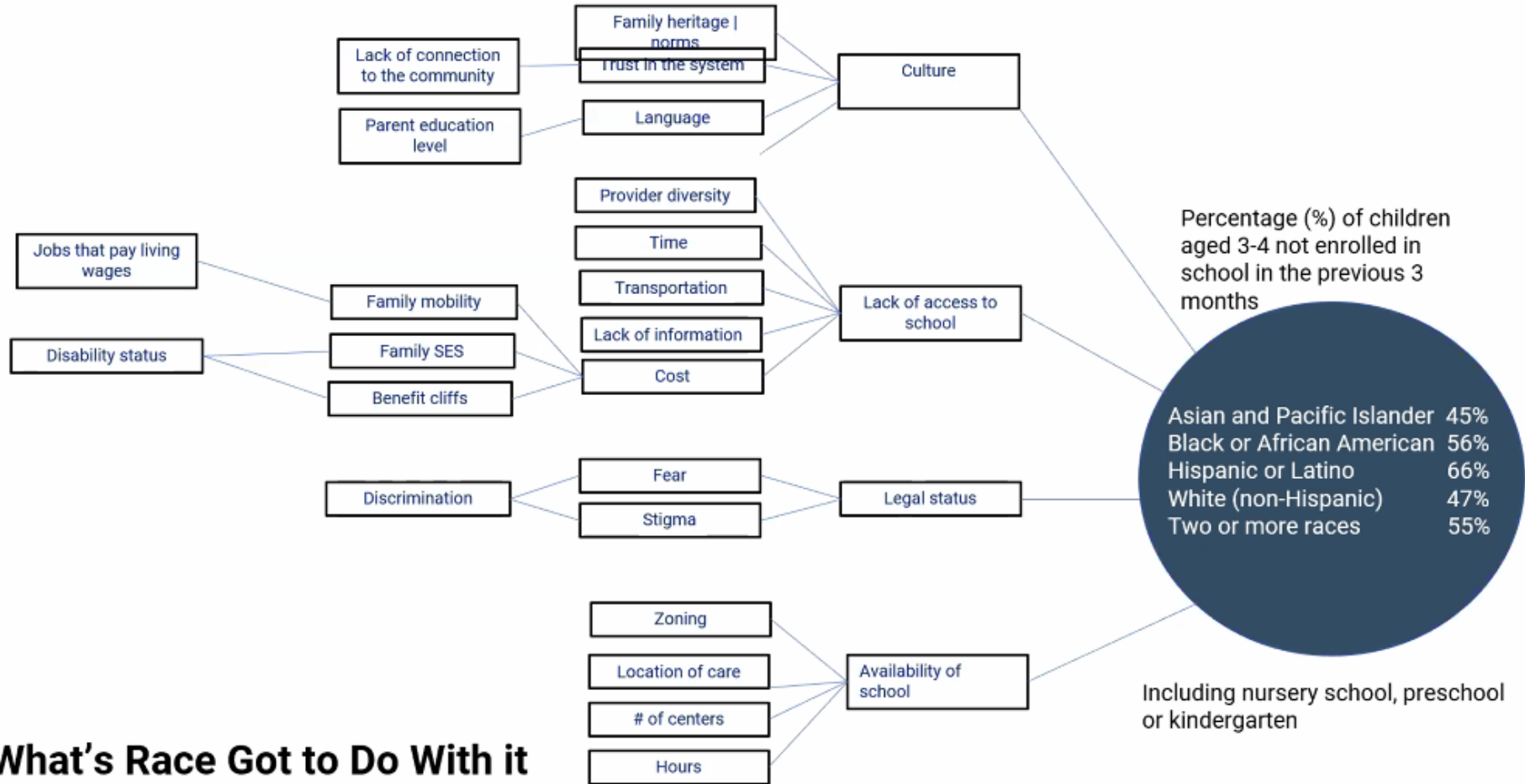
vs.

*Opportunity Structures* respond with necessary resources and multiple paths needed for different communities & individuals to thrive.





# Backmapping/Root Cause Analysis: Asking 'Why'?



## What's Race Got to Do With it

A Tool from the Race Matters Toolkit

Created by Dr. Joanna Shoffner Scott  
 © Race Matters Institute, 2021. Used with permission.





# GARE Racial Equity Tool

- **The Proposal:** What is the policy, program, practice or decision under consideration?
- **Desired Results:** What are the outcomes we want to achieve? What are the community-level conditions we aim to impact?
- **Assumptions:** What are our beliefs and ideas about the issue, situation, and people involved? How can we counter implicit bias?
- **Analysis of Data:** What data do we have? What data do we need? What does it tell us?
- **Community Engagement:** How have the people affected by the proposal been engaged? Are there opportunities to expand engagement?
- **Strategies for Equity:** Who will benefit from or be burdened by this action? What strategies will address vulnerability or build opportunity? How can we mitigate unintended consequences?
  - **Implementation:** Is the plan feasible? Is it adequately resourced? How can we think and act creatively to make “it” happen? What opportunities exist for partnership and alignment?
  - **Contextual Factors:** What factors might influence the proposal? What factors are in and/or out of our control? What factors can be addressed by partners or other stakeholders?
  - **Accountability:** How will impacts be documented and evaluated? Are anticipated outcomes being achieved? How can we course correct to achieve desired results?



Fairfax County is placing a strategic focus on creating *“Communities of Opportunity”*

---

Promoting the success of ALL Neighborhoods & ALL Populations in Fairfax County

# Key Elements of a Community of Opportunity



**EDUCATION**



**ECONOMY**



**MOBILITY**



**FOOD**



**RECREATION/CULTURE**



**HOUSING**



**JUSTICE**



**HEALTHCARE**



**DIGITAL ACCESS**



**QUALITY CHILDCARE**



**Understand Vulnerability  
& Opportunity**



**Target Interventions  
to *Build* Opportunity**

**Communities of Opportunity**



**Target Interventions to  
*Connect* to Opportunity**

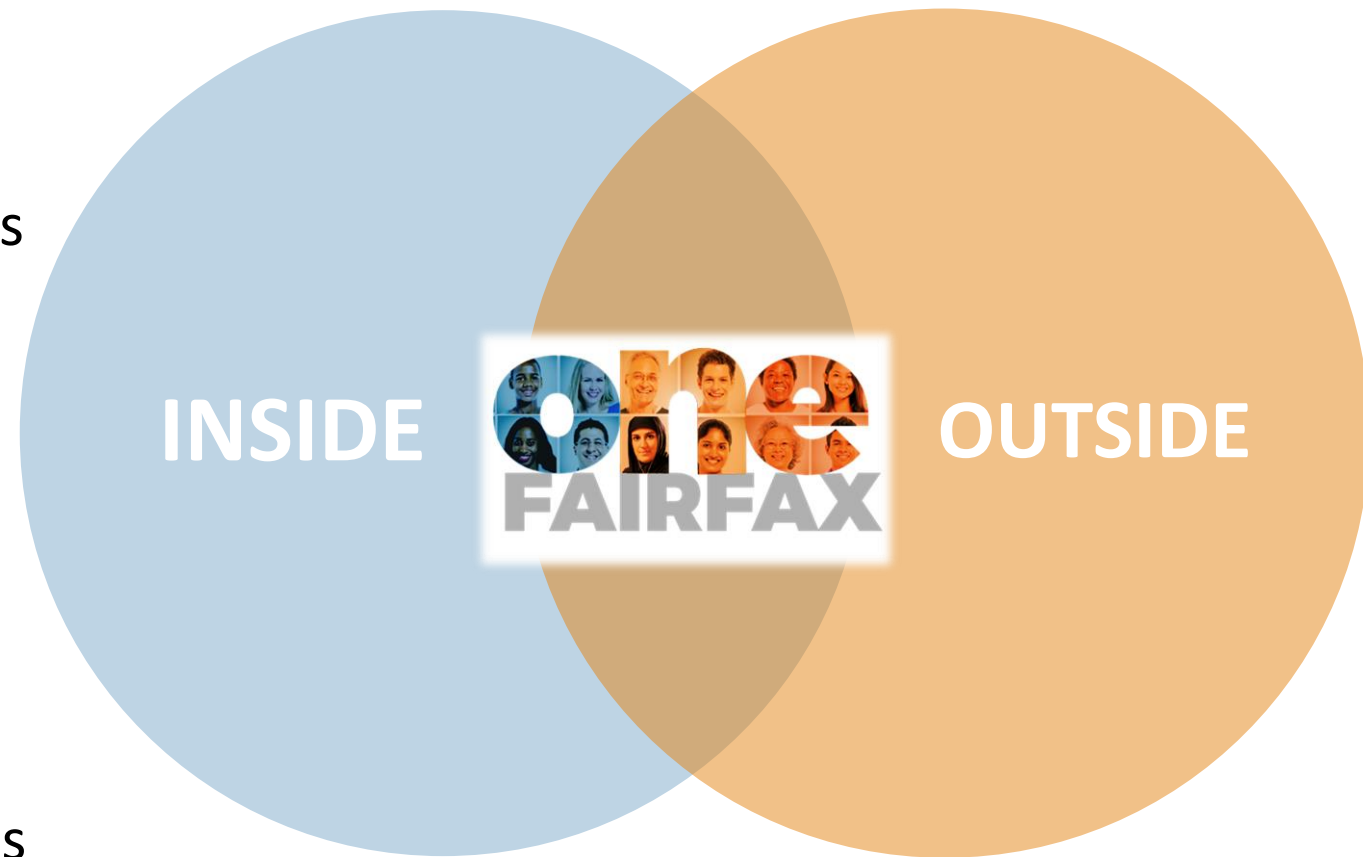


**Encourage the  
Development of an  
Inclusive Economy**

# An Inside/Outside Strategy is Key

Those outside of government:

- Articulate how the doors of opportunity have been opened or closed and provide a deeper understanding of the drivers and roots of inequity
- Shape the shared community values and assumptions necessary for the whole community to embrace the strategic importance of achieving equity
- Co-create the solutions and cultivate the accountability to advance progress toward an equitable Fairfax County



## Equity Impact Plans:

## Considering Equity in Cross-Systems Work

**Context:** Description of disparities and drivers of inequity

**Key Stakeholders** for the cross-systems initiative

**Goals:** Result the cross-systems initiative is aiming toward in the next 3 to 5 years

- Tie back to the 'Context'
- Relationship to [Countywide Strategic Plan](#) outcome areas, strategies, and metrics
- Relationship to One Fairfax Policy [areas of focus](#) and [5 key equity drivers](#)

**Actions:** Steps toward a goal for the next year

**Performance Measures:** Measure how much, how well, or better off; can be process or outcome



# 'Context' Section of Equity Impact Plans

---

- **Awareness Equity:** How equal and practical is the ability to become aware of the service?
- **Procedural Equity and Fairness:** Is there inequity in the application of eligibility requirements? Is there evidence of unequal protection and/or failure of due process?
- **Access and Distributional Equity:** Are there difference in levels of access to benefits and services across groups?
- **Output Equity:** Are there differences in the completion rate of an activity?
- **Outcome Equity:** Is the impact of programs and policies the same across all groups?
- **Quality and Process Equity:** Is the quality of services delivered consistent across all groups in the population?
- **Citizen Engagement Equity:** Are all groups served engaged equally and proportionately represented in data collection and other feedback loops?

Source: [A Framework for Assessing Equity in Federal Programs and Policies \(mitre.org\)](https://www.mitre.org/publications/2016/04/a-framework-for-assessing-equity-in-federal-programs-and-policies)

# Plan Development & Review Process



Each department/cross-systems initiative develops their plan



One Fairfax Central Team reviews the plans



County leadership reviews the plans



Plans are posted publicly at [One Fairfax | Topics \(fairfaxcounty.gov\)](https://www.fairfaxcounty.gov/one-fairfax/topics)

# SCYPT Charter and Role

---

## SCYPT Charter:

- In order to become confident individuals, effective contributors, successful learners and responsible citizens, all of Fairfax County's children need to be safe, nurtured, healthy, achieving, active, included, respected, and responsible. This can only be realized if the county, schools, community, and families pull together to plan and deliver top-quality services, which overcome traditional boundaries.

## SCYPT's Role:

- Coordinate initiatives, ensuring they tie to Ignite, the County Strategic Plan, and other major efforts.
- Coordinate planning and action among agencies and sectors.
- Promote shared accountability for outcomes and processes.



# SCYPT Outcomes

---

## OUTCOMES (KEY THINGS THAT NEED TO HAPPEN TO REALIZE OUR VISION)

Ensure that disparities – whether based on race, ethnicity, socio-economic status, geography or any other circumstance – are identified and eliminated.

### OUTCOME AREAS

- Children get a healthy start in life.
- Children enter kindergarten ready to succeed.
- Children and youth succeed academically.
- Children and youth are healthy.
  - Children and youth are physically healthy.
  - Children and youth are socially, emotionally, and behaviorally healthy and resilient.
- Children and youth are safe and free from violence and injury.
- Youth earn a post-secondary degree or career credential.
- Youth enter the workforce ready to succeed.
- Youth contribute to the betterment of their community.



# SCYPT FY 2024 Initiatives

---

- School Readiness
- Community Schools
- My Brother's Keeper
- Opportunity Youth/Workforce Readiness
- Behavioral Health



# SCYPT Equity Impact Plan Discussion



# Reports and Other Resources

---

[Deeply Rooted – Recalling how past policies shaped the present reminds us that today’s policies can shape the future \(historyfortomorrow.org\)](https://historyfortomorrow.org)

[Lost Opportunities: The Persistence of Disadvantaged Neighborhoods in Northern Virginia - Northern Virginia Health Foundation \(novahealthfdn.org\)](https://novahealthfdn.org)

[Getting Ahead: The Uneven Opportunity Landscape in Northern Virginia](#)

[Uneven Opportunities: How Conditions for Wellness Vary Across the Metropolitan Washington Region](#)

[Healthy Places Index: A New Resource for Measuring Opportunity in Northern Virginia](#)

[Equitable Growth Profile of Fairfax County](#)

[Vulnerability Index \(2016-2020\) \(arcgis.com\)](https://arcgis.com)

[The Chairman's Task Force on Equity and Opportunity | Board of Supervisors - Chairman \(fairfaxcounty.gov\)](https://fairfaxcounty.gov)

[Countywide Strategic Plan | Strategic Plan \(fairfaxcounty.gov\)](https://fairfaxcounty.gov)

[FCPL's Stand on Social and Racial Equity | Library \(fairfaxcounty.gov\)](https://fairfaxcounty.gov)

One Fairfax website:

<https://www.fairfaxcounty.gov/topics/one-fairfax>

## **2024 SCYPT EIP Goals Edited (working draft)**

1. Guide and support the implementation of efforts that improve access to quality early childhood experiences.

Actions:

- Update the Equitable School Readiness Strategic Plan
- Understand barriers to accessing quality early childhood experiences

2. Guide and support the implementation of whole-child approaches to support student learning, strong families, and healthy communities.

Action: Implement a county-wide framework for community schools that facilitates an expansion of community schools throughout Fairfax

3. Guide and support the implementation of efforts that address root causes leading to youth not being employed or in school.

Action: Support plans to promote workforce readiness and career development, with an emphasis on serving Opportunity Youth

4. Guide, support and promote positive outcomes for boys and young men of color.

Actions:

- Public commitment by partners to further My Brother's Keeper Fairfax
- Action Plan developed (needs assessment, assets, roadmap),

5. Guide and support the implementation of efforts that promote improved access to quality behavioral health services and supports.

Action: Assess outcomes by population for outcomes in the children's behavioral health plan

6. Enhance the ability of the SCYPT to apply an equity lens to their decision-making and work.

Actions:

- Develop protocols for decision-making with an equity lens
- Engage in training and learning experiences on racial and social equity
- Review population level data related to SCYPT goals

## **2023 SCYPT EIP Goals**

1. Guide and support the implementation of the Equitable School Readiness Strategic Plan and the recommendations of the School Readiness Resources Panel to promote improved access to quality early childhood experiences.

2. Guide and support the implementation of a new comprehensive children's behavioral health plan to promote improved access to quality behavioral health services and supports.



3. Guide and support the implementation of a new comprehensive plan to promote workforce readiness and career development, with an emphasis on serving Opportunity Youth and addressing root causes leading to youth not being employed or in school.
4. Guide and support the participation of Fairfax County in the My Brother's Keeper initiative to promote positive outcomes for boys and young men of color.
5. Implement a county-wide framework for community schools that facilitates an expansion of community schools throughout Fairfax.
6. Enhance the ability of the SCYPT to apply an equity lens to their decision-making and work.

Goal 1:

Key Equity Driver(s):

One Fairfax Area(s) of Focus:

Countywide Strategic Plan Community Outcome Area(s):

Relationship to Countywide Strategic Plan Strategies/Metric(s):

Actions	Stakeholders	Responsible Parties	Timeline	Performance Measures
1a.				
1b.				
1c.				
1d.				