



Empowering Communities,
Building Futures.

Continuum of Care Board Meeting

August 28, 2024

FAIRFAX COUNTY DEPARTMENT OF HOUSING AND COMMUNITY DEVELOPMENT
FAIRFAX COUNTY REDEVELOPMENT AND HOUSING AUTHORITY

Agenda

1. Vote: July 24 Meeting Minutes.
2. Information: Funding Opportunities.
3. Information: Encampment Closures.
4. Information: Planning, Engagement Contractor.
5. Discussion: “All In” Federal Strategic Plan.
6. Discussion: Meeting Schedule.



**Vote:
Approval of Meeting Minutes
from July 24, 2024.**



Update on Funding Opportunities

- The Continuum of Care is preparing applications for:
 - Annual HUD CoC funding, due Oct. 30, 2024.
 - CoCBuils funding, due Nov. 21, 2024.
- \$1.5+ million in CDBG & HOME funding available to acquire, develop, and rehabilitate affordable rental housing, including permanent supportive housing.
 - Due Sep. 27, 2024.
- Coming soon – FCRHA affordable housing development and preservation project funding.



Upcoming Encampment Closures

- Hunter Mill District:
 - “The Hill” in Reston.
 - Aug. 27 – No trespassing signs posted.
 - Sep. 10 – Final closure.
- Providence District:
 - “Pump House” at Arlington Blvd. and Pickett Rd.
 - Aug. 21 – No trespassing signs posted.
 - Sep. 4 – Final closure.



Planning, Engagement Contractor

- Seeking contractor to conduct inclusive community engagement and facilitate strategic planning.
- Staff speaking with existing County contractors and those contracted with other local jurisdictions.
- So far, contractors have limited availability.
- Solicitation may be required or pairing contractors to accomplish full scope of work.



“All In” Federal Strategic Plan

- Published December 2022.
- Developed by US Interagency Council on Homelessness with 19 other federal agencies.
- 6 pillars:
 - 3 foundations: equity, data and evidence, and collaboration.
 - 3 solutions: housing and support, crisis response, and prevention.
- Blueprint for local communities’ plans.
- Following slides are excerpts from USICH presentation.



U.S. Interagency Council on Homelessness

All In: The Federal Strategic Plan to Prevent and End Homelessness





Presenters

Marcy Thompson
Director of Policy Initiatives

Erika Jones-Haskins
Policy Director

Katie Jennings
Policy Director

Alec Vandenberg
Program and Management Analyst



About USICH

- Only federal agency solely dedicated to ending homelessness
- Coordinates federal response across **19 federal agencies** to help create and catalyze implementation of a federal plan
- Works with **all levels of government** and partners in the private sector and philanthropy to advance most efficient and effective strategies



USICH Council

Council leaders:

Chair – VA Secretary Denis McDonough

Vice Chair – HHS Secretary Xavier Becerra

Council members represent 19 federal agencies:






Agenda

1. **State of Homelessness**
2. ***All In* Input Process**
3. ***All In: The Federal Strategic Plan to Prevent and End Homelessness***
4. ***All In* Implementation and Progress**
5. **Questions**



Meeting Format

- 90-minute webinar
- All attendees are muted by default
- Please use **Q&A** feature on the Zoom toolbar to ask questions
- This webinar is being recorded. The recording and slides will be emailed to all registrants and posted on [usich.gov](https://www.usich.gov) within 2-3 business days





State of Homelessness

How Many People Experience Homelessness in the U.S.?*

**1.25
million**

Experienced sheltered homelessness at some point in 2020, the last year for which complete annual [HUD data](#) are available

**1.29
million**

People experiencing homelessness served by the health center program administered by the Health Resources and Services Administration within HHS, including Health Care for the Homeless programs, according to [2020 HHS data](#)

**1.28
million**

Students (not including their parents or siblings not enrolled in K-12 schools) experienced some form of homelessness during the 2019-20 school year, according to [Department of Education data](#)

582,462

Experienced homelessness on a single night in January 2022—a .34% increase from 2020—according to [HUD's annual Point-in-Time Count](#)


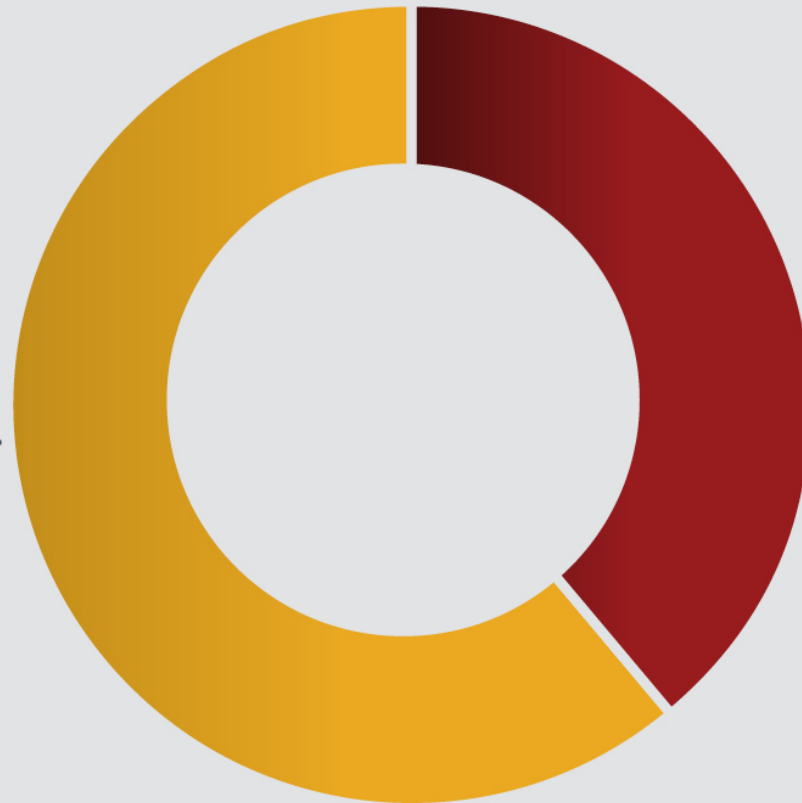
*The data in this graphic does not reflect the COVID-19 pandemic.



Sheltered vs. Unsheltered Homelessness*



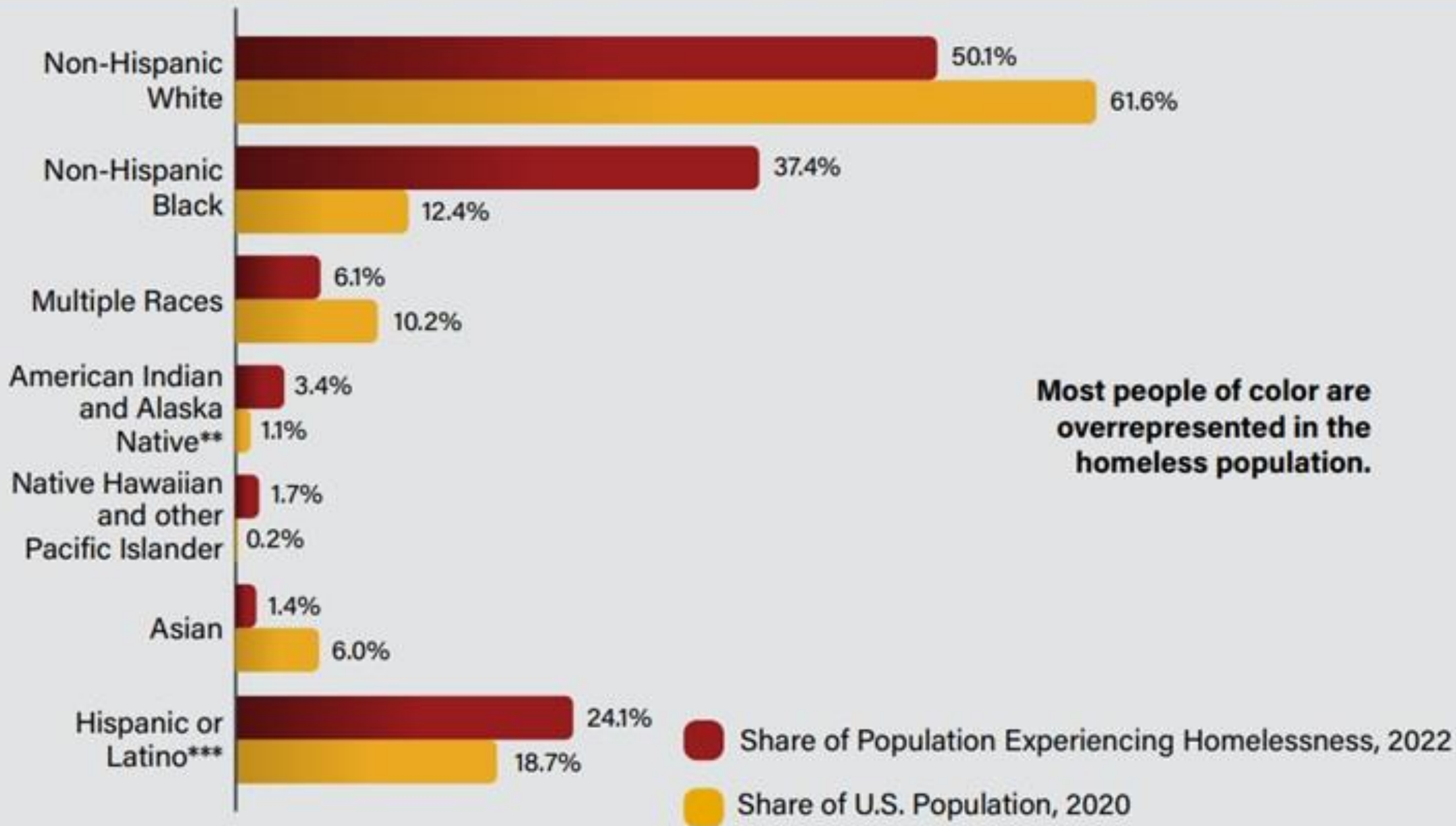
Portion of the total homeless population (including individuals and families) that is sheltered, living in shelters or other temporary housing



Portion of the total homeless population (including individuals and families) that is unsheltered, living in cars, streets, or encampments

While more people experiencing homelessness *overall* live in sheltered locations, according to the 2022 Point-in-Time Count, for only the second time since HUD started collecting this data, people who experience homelessness as *individuals* (versus families) are more likely to live in unsheltered locations.

The Disproportionate Impact of Homelessness*





***All In* Input Process**



How We Got Here...

- **80+** listening sessions
- **1,500** public comments, including **500** from people with lived experience of homelessness
- Input from **expert key informants**, including consultants who reviewed with a lens for: **racial equity, lived experience, tribal, and LGBTQI+**
- Nearly **2,000** comments from our 19 member agencies



What We Heard: Biggest Challenges

<p>Lack of Housing Supply</p>	<ul style="list-style-type: none"> • Severe shortage of safe, affordable, accessible housing • NIMBY movement • Impact of climate change
<p>Rising Rent Amid Slow Income Growth</p>	<ul style="list-style-type: none"> • Slow wage growth for lowest-paid workers • 70% of lowest-wage households spend more than ½ of income on rent • Disproportionate impact of housing unaffordability • Non-employment income cannot keep up with rental costs
<p>Inadequate Access to Supports</p>	<ul style="list-style-type: none"> • Limited availability of culturally-appropriate, accessible supportive services • Fragmented systems • Disproportionate outcomes for people of color and other historically marginalized groups
<p>Unsheltered Homelessness Rising</p>	<ul style="list-style-type: none"> • Limited alternatives to unsheltered homelessness • Shelters at capacity or high-barrier and not culturally-appropriate
<p>Criminalization of Homelessness</p>	<ul style="list-style-type: none"> • Harmful public narratives • Ineffective and traumatic “out of sight, out of mind” policies
<p>Fatigue and Trauma Among Providers</p>	<ul style="list-style-type: none"> • Strained capacity • High turnover



What We Heard: Greatest Opportunities

Unprecedented Investments	<ul style="list-style-type: none">• American Rescue Plan• CARES Act• FY2023 President's Budget Request
Demonstrated Commitment	<ul style="list-style-type: none">• Housing Supply Action Plan• National Mental Health Strategy• National Drug Control Strategy• Executive Orders
Lessons Learned	<ul style="list-style-type: none">• Non-Congregate Shelter• Emergency Rental Assistance• Eviction Moratoriums• Direct Cash Transfers
Focus on Racial Equity	<ul style="list-style-type: none">• Biden-Harris Administration Executive Orders• Opportunity for Greater Accountability and More Equitable Outcomes
Unwavering Dedication	<ul style="list-style-type: none">• Passionate and Compassionate Providers• Continued Perseverance



Visit [usich.gov/fsp](https://www.usich.gov/fsp) to read the full plan



UNITED STATES INTERAGENCY COUNCIL ON HOMELESSNESS

**ALL IN:
The Federal Strategic Plan to
Prevent and End Homelessness**

DECEMBER 2022



What Is *All In*?

- Roadmap for federal action
- All-of-government approach to preventing and ending homelessness
- Blueprint that can be used by local communities to collaboratively develop local and systems-level plans



All In: Vision for the Future

This plan is built upon our vision of a nation in which **no one** experiences the tragedy and indignity of homelessness—and **everyone** has a safe, stable, accessible, and affordable home.

GOAL: Reduce homelessness 25% by 2025



Key Populations and Geographic Areas

- Acknowledges the overlapping and interdependent nature of social categorizations
- Tailored guidance needed for key populations and geographic areas

Racial/Ethnic Groups (“People of Color”)

- American Indians and Alaska Natives
- Asian/Asian Americans
- Black/African Americans
- Hispanics/Latinos
- Multiracial people
- Native Hawaiians and Pacific Islanders

Marginalized Groups

- Child welfare-involved families and youth
- Immigrants, refugees, and asylees
- LGBTQI+ people
- People with chronic health conditions and co-occurring disorders
- People with current or past criminal justice system involvement
- People with disabilities
- People with HIV
- People with mental health conditions
- People with substance use disorders
- Pregnant and parenting youth
- Survivors of domestic violence, stalking, sexual assault, and human trafficking

Subpopulations

- Children (younger than 12)
- Youth (age 12-17)
- Young adults (age 18-25)
- Families with minor children
- Older adults (age 55 and older)
- Single adults (age 25 to 55)
- Veterans

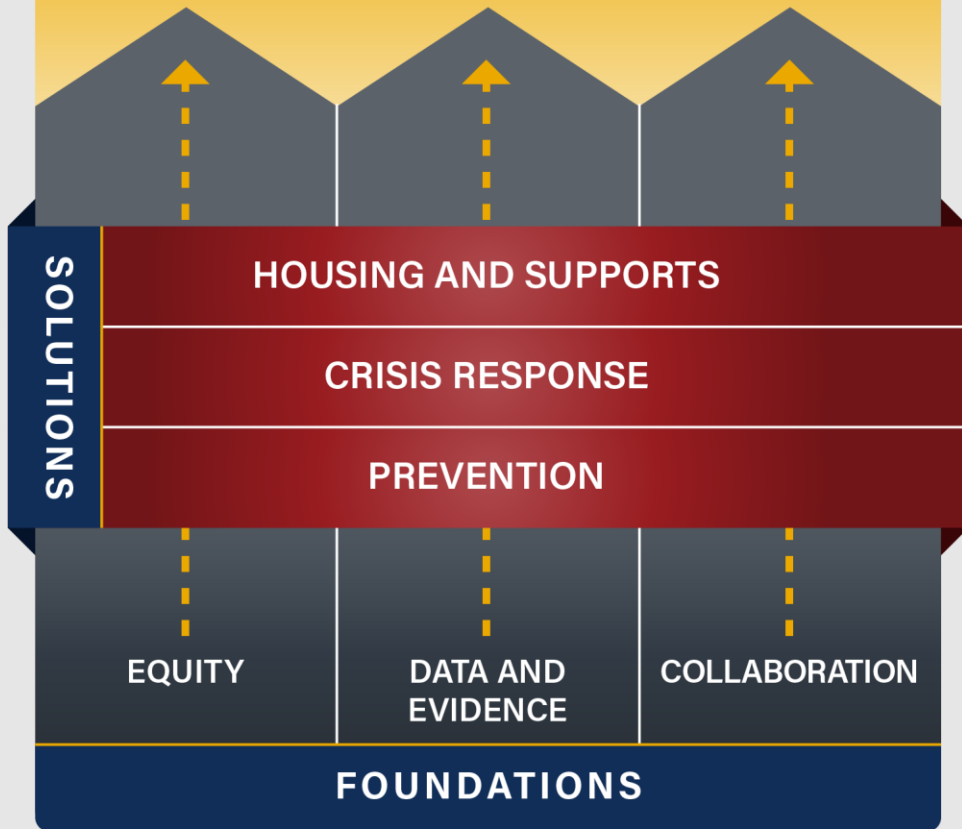
Geographic Areas

- Remote
- Rural
- Suburban
- Territory
- Tribal land/Reservation
- Urban



ALL IN: THE FEDERAL STRATEGIC PLAN:

END HOMELESSNESS



SOLUTIONS

HOUSING AND SUPPORTS

CRISIS RESPONSE

PREVENTION

EQUITY

DATA AND
EVIDENCE

COLLABORATION

FOUNDATIONS



Foundational Pillar: Lead With Equity

“Go to where the community is. Don’t expect them to come to you.”

— Person with lived experience from Washington, D.C.



Strategies for Leading With Equity

- Ensure federal efforts **promote equity and pursue equitable outcomes**
- Promote **inclusive decision-making and authentic collaboration**
- **Increase access** to federal funding for American Indians and Alaska Natives (AI/AN)
- **Modify federal policies and practices** which perpetuate racial and other disparities



Foundational Pillar: Use Data and Evidence to Make Decisions

“Bring people of color to the tables where discussions are happening. Don’t just rely on nuanced data that we know is inaccurate.”

— Advocate from Texas



Strategies for Using Data and Evidence to Make Decisions

- **Strengthen capacity of federal government** to use data and evidence to inform federal policy and funding
- **Strengthen capacity of state and local governments, tribes, and others** to collect, report, and use data
- Create opportunities for **innovation and research** to build on and disseminate evidence for what works



Foundational Pillar: Collaborate at all Levels

“Homelessness and affordable [housing] supply won't change without a long-term commitment and implementation through a partnership of public- and private-sector stakeholders.”

— Housing developer from Portland, Oregon



Strategies for Collaborating at all Levels

- Promote **collaborative leadership** at all levels of government and across sectors
- Improve **information-sharing** with public and private organizations at the federal, state, and local level



Solutions Pillar: Scale Housing and Support to Meet Demand

*“Services are not effective without housing,
but housing is not sustainable without services.”*

— Provider from Summit, New Jersey



Strategies for Scaling Housing and Support to Meet Demand

- Maximize the use of **existing federal housing assistance**
- Expand the creation of **new safe, affordable, and accessible housing**
- Increase **supply, impact, and effectiveness** of PSH and RRH
- Support enforcement of fair housing and **combat housing discrimination**
- **Strengthen system capacity** to address needs of people with disabilities and chronic health conditions
- Expand access to **voluntary and trauma-informed supportive services** and income supports
- Increase use of **service delivery practices grounded in evidence**



Solutions Pillar: Improve Homelessness Response Systems

“You cannot ignore the major effect of criminalization of homelessness. It makes it harder for unsheltered people to get housing, and it impacts health by compounding trauma.”

— Advocate



Strategies for Improving Homelessness Response Systems

- Spearhead an **all-of-government effort to end unsheltered homelessness**
- **Evaluate coordinated entry policies** and provide tools and guidance on processes that **center equity, remove barriers, streamline access**, and divert people from homelessness
- **Increase availability of and access to emergency shelter**—especially non-congregate shelter—and other temporary accommodations
- **Solidify relationship** between CoCs, public health agencies, and emergency management agencies
- Expand the use of “**housing problem-solving**” approaches for diversion and rapid exit
- Remove and **reduce programmatic, regulatory, and other barriers** that systematically delay or deny access to housing for households with the highest needs



Solutions Pillar: Prevent Homelessness

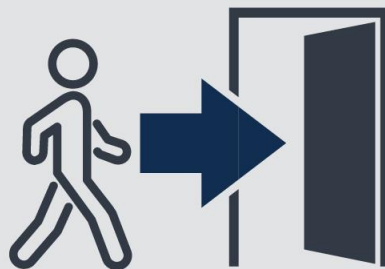
“So much of the work around homelessness is focused on the emergency of it. That is kind of the nature of the work, which I understand.

But until we can go way upstream, it will always be an emergency, and people will always be struggling.”

— Student from Missoula, Montana

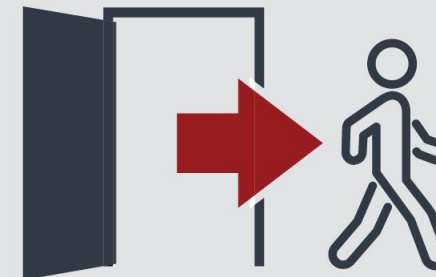
Closing the Door to Homelessness*

Preventing homelessness before it starts is critical to ending it.



908,530

Average who entered homelessness each year between 2017 and 2020



900,895

Average who exited homelessness each year between 2017 and 2020



Strategies for Preventing Homelessness

Reduce housing instability for:

- **Households most at risk of experiencing homelessness** by increasing availability of and access to meaningful and sustainable employment, education, and other mainstream supportive services, opportunities, and resources
- Households with former involvement with or who are directly exiting from **publicly funded institutional systems**
- **Older adults and people with disabilities** by increasing access to home and community-based services and housing that is affordable, accessible, and integrated
- **Veterans and service members** transitioning from military to civilian life
- **American Indian and Alaska Native** communities living on and off tribal lands
- **Youth** and young adults
- **Survivors** of human trafficking, sexual assault, stalking, and domestic violence, including family and intimate partner violence



How USICH Will Implement *All In*

- Develop **implementation plans** with specific actions, milestones, and metrics
- **Partner with and solicit feedback** from people who have experienced homelessness and other stakeholders
- Publish **annual performance management plan**
- **Update plan annually** to reflect evolving metrics, input, and lessons



How USICH Will Measure Progress

- Overall homeless population
- **Racial disparities** in homelessness
- **Children and youth** experiencing homelessness during school year
- **Length of time** of homelessness
- **Returns to homelessness** within 6 to 12 months and within 2 years
- People who become **homeless for the first time**
- Placement in and retention of **housing from street outreach**



How You Can Use *All In*

- Develop **local and systems-level plans**
- Set **state and local goals** to reduce homelessness by 2025
- **Educate** partners on the causes of homelessness, challenges, and opportunities
- Hold the federal government **accountable**
- **Learn** about federal programs, existing federal actions, and new federal strategies



3 Steps to Stay Informed

1. Follow USICH on **LinkedIn/Facebook/Twitter**
2. Subscribe to the **USICH news bulletin**
3. Reach out to a **USICH Senior Regional Advisor**



Q&A



Visit usich.gov/fsp.



Remaining 2024 Meeting Schedule

- Sep. 25 – Scheduling conflict.
- Oct. 23 – No conflict, all clear.
- Nov. 27 – Day before Thanksgiving.
- Dec. 25 – Christmas day.



Adjourn.



Empowering Communities,
Building Futures.

FAIRFAX COUNTY DEPARTMENT OF HOUSING AND COMMUNITY DEVELOPMENT
FAIRFAX COUNTY REDEVELOPMENT AND HOUSING AUTHORITY