



Fairfax County Courthouse

County of Fairfax, Virginia



Courtroom Technology

INTRODUCTION TO CTMS

Circuit Court & Records

General District Court

Juvenile & Domestic
Relations District Court

Department of Information
Technology
Court Technology Office

Fairfax County Courthouse
4110 Chain Bridge Road
Fairfax, Virginia 22030
www.fairfaxcounty.gov/courts/

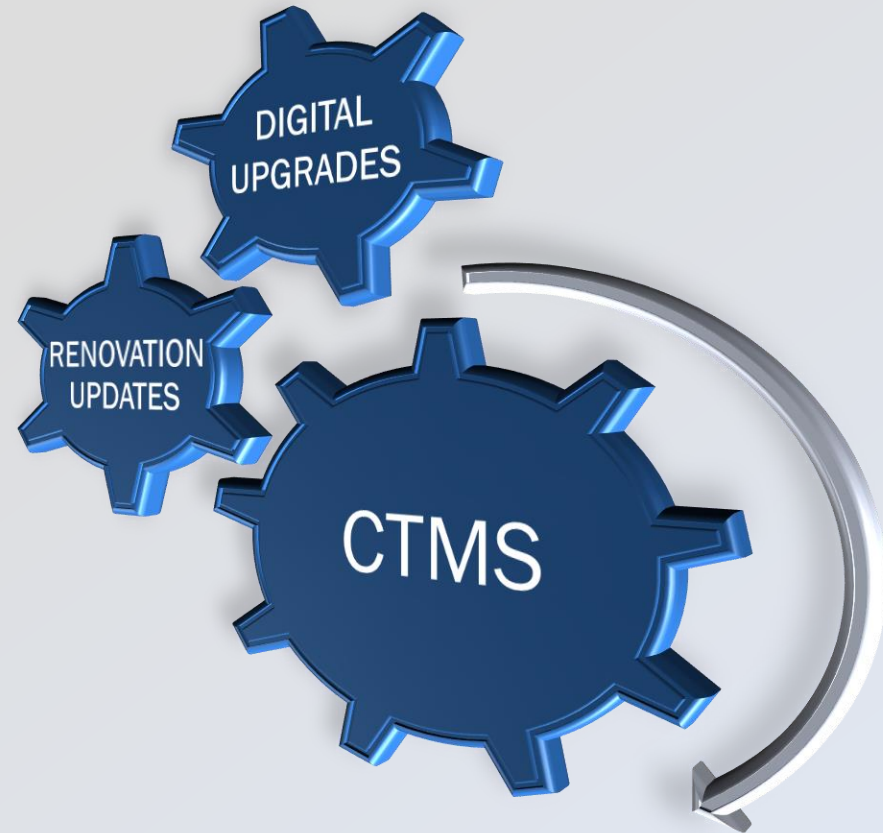
County of Fairfax, VA
All Rights Reserved
Revised April 14, 2022

INTRODUCTION TO CTMS

Courtroom Technology Management System

CONTENTS

1. Overview
2. Infrastructure
3. Evidence/Enhanced Presentation
4. User Controls
5. Other Functions
6. Virtual Courtrooms



INTRODUCTION TO CTMS

OVERVIEW

The Courtroom Technology Management System (CTMS) is a **centralized, integrated** courtroom management and control system offering multimedia evidence presentation, audio/video conferencing and user-friendly system controls.





FAIRFAX COUNTY COURTROOMS


CTMS is available in 32 of 40 courtrooms


5 th Floor CCR	5A <i>Digital</i>	5B <i>Digital</i>	5C <i>Digital</i>	5D <i>Digital</i>	5E <i>Digital</i>	5F <i>Digital</i>	5G <i>Digital</i>	5H <i>Digital</i>	5J <i>Digital</i>	
4 th Floor CCR	4A	4B	4C	4D	4E <i>Digital</i>	4F <i>Digital</i>	4G <i>Digital</i>	4H <i>Digital</i>	4J <i>Digital</i>	
3 rd Floor JDRDC	3A <i>Digital</i>	3B <i>Digital</i>	3C <i>Digital</i>	3D <i>Digital</i>	3E <i>Digital</i>	3F <i>Digital</i>	3G <i>Digital</i>	3H <i>Digital</i>	3K <i>Digital</i>	
2 nd Floor GDC	2A	2B <i>Digital</i>			2E <i>Data</i>	2F	2G <i>Digital</i>	2H <i>Digital</i>	2J <i>Digital</i>	2K <i>Digital</i>
1 st Floor GDC	1A <i>Digital</i>	1B <i>Data</i>	1C <i>Digital</i>	1D <i>Digital</i>	1E <i>Digital</i>					


LEGEND: CTMS Availability


Circuit Court and Records (CCR)


Juvenile and Domestic Relations District Court (JDRDC)


General District Court (GDC)


Under Renovation or Upgrade


Non-CTMS Courtrooms



Fairfax County Courthouse - County of Fairfax, Virginia

02/24/2022

All Rights Reserved



INTRODUCTION TO CTMS

OVERVIEW

- ❑ High-tech courtrooms utilize a **common infrastructure** through a centralized Master Control Room (MCR)
- ❑ Provides a **consistent and standardized** solution for all three Courts
- ❑ **Scalable** to meet future growth and changes in technology
- ❑ Aligns with strategic goals to improve citizens' access to the Courts, and facilitate trials and hearings



INTRODUCTION TO CTMS

OVERVIEW

- ❑ CTMS **integrates** multiple flat-screen displays, cameras, microphones, speakers, touch panels, audio recording, assistive listening and interpreting systems
- ❑ Users can **easily connect** laptops and mobile devices for evidence presentation
- ❑ The Judge or Clerk has **complete control** to manage technologies from the bench



INTRODUCTION TO CTMS

OVERVIEW

- ❑ CTMS provides enterprise class audio/video components that allow Fairfax courtrooms to connect to other courts, corrections facilities or courtroom participants anywhere in the world!
- ❑ Existing infrastructure allows for phone conferencing, video arraignments, remote witnesses, remote judges, secluded witnesses and the overflow of audio/video from one CTMS courtroom to another.



INTRODUCTION TO CTMS

INFRASTRUCTURE

- ❑ Conduit & Raised Floor
- ❑ Customized Furniture
- ❑ Audio/Video (A/V) Rack
 - ❖ Control Processor
 - ❖ Digital Signal Processor
 - ❖ Digital Router
 - ❖ Power Supply



INTRODUCTION TO CTMS

INFRASTRUCTURE

- ❑ Master Control Room (MCR)
 - ❖ CODEC Farm
 - ❖ System Monitoring
 - ❖ Network Switching
 - ❖ Cabling



INTRODUCTION TO CTMS

EVIDENCE PRESENTATION

- ❑ Multiple Evidence Sources
 - ❖ Laptops
 - ❖ Document Camera
 - ❖ Eye Camera
 - ❖ Mobile Devices

- ❑ Multiple Courtroom Locations
 - ❖ Bench
 - ❖ Attorney Tables
 - ❖ Podium
 - ❖ Witness Stand



INTRODUCTION TO CTMS

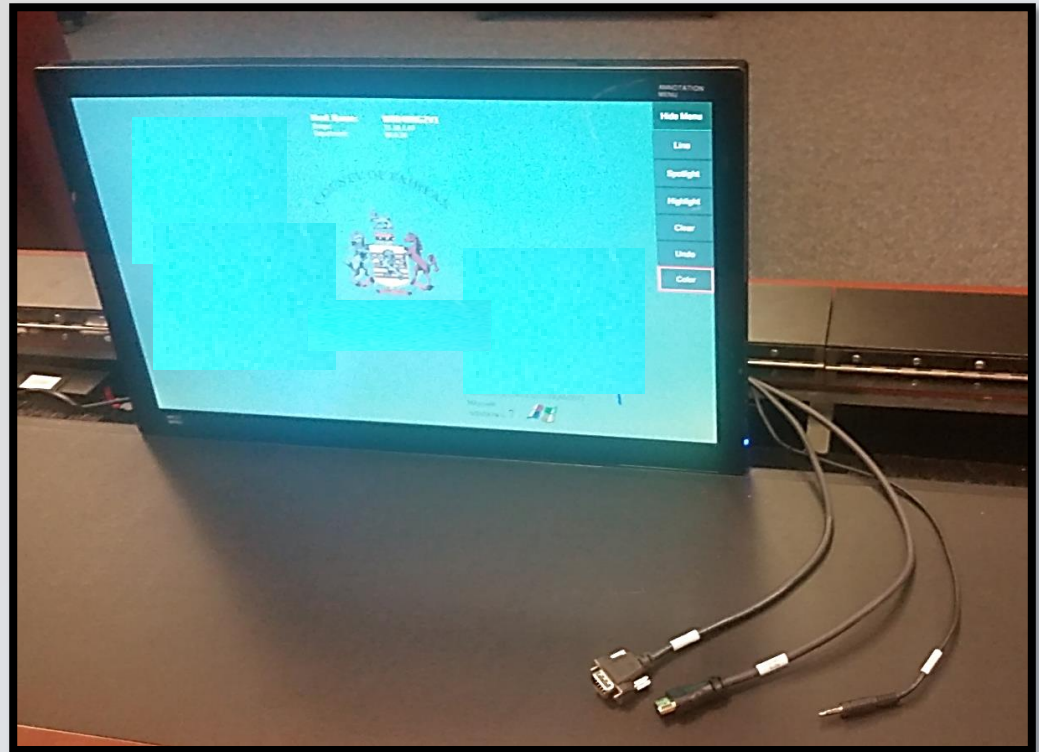
EVIDENCE PRESENTATION - LAPTOPS

- ❑ Connect device at Podium, Attorney Tables or Witness Stand

- ❖ VGA



- ❖ HDMI



INTRODUCTION TO CTMS

EVIDENCE PRESENTATION – DOCUMENT CAMERA

- ❑ Auto Focus
- ❑ Zoom In/Zoom Out
- ❑ Freeze Frame
- ❑ Enhance X-Rays with Light Box



INTRODUCTION TO CTMS

EVIDENCE PRESENTATION – EYE CAMERA

- ❑ Allows display of large documents (maps, blueprints, land plots, etc.)
- ❑ Connect device at Podium or Attorney Tables



INTRODUCTION TO CTMS

EVIDENCE PRESENTATION - MOBILE DEVICES

- ❑ Apple iOS
- ❑ Android
- ❑ Windows Tablets*




**Requires Download/Install of
Wolfvision's vSolution Connect*



INTRODUCTION TO CTMS

ENHANCED PRESENTATION

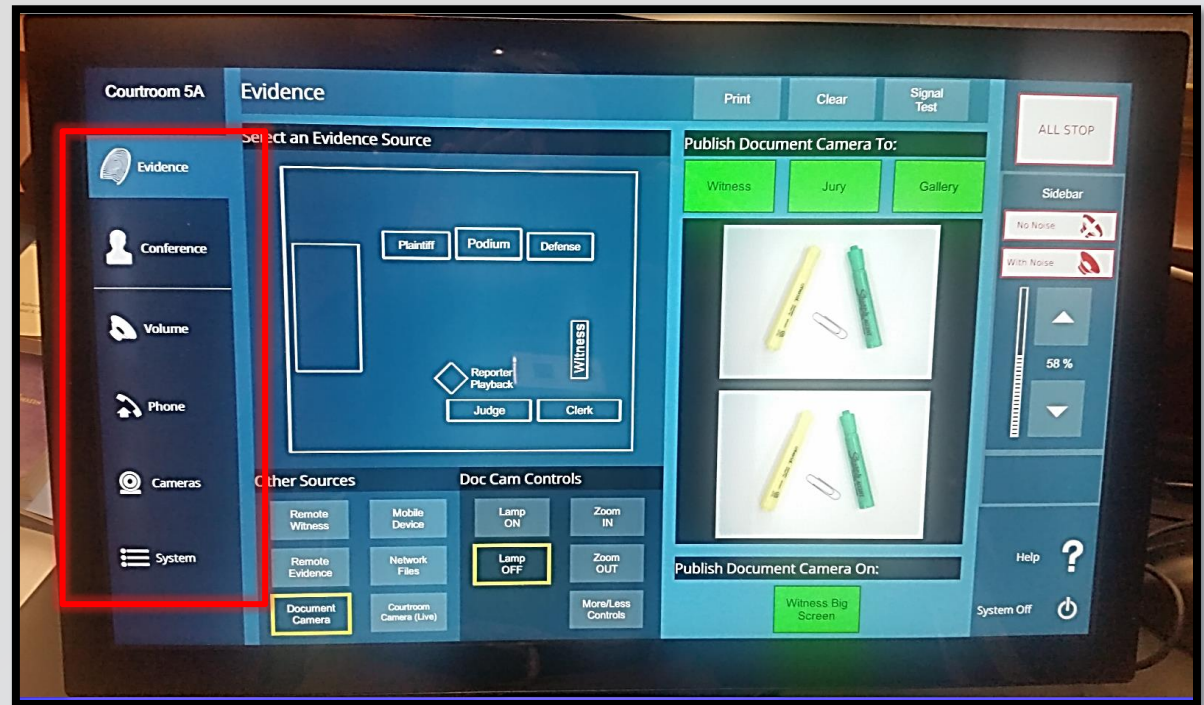
- ❑ Annotation
 - ❖ *Spotlight*
 - ❖ *Highlight*
 - ❖ *Line Draw*
 - ❖ *Color Selection*
- ❑ Publish to Displays
- ❑ Print



INTRODUCTION TO CTMS

BENCH CONTROLS – Judge/Clerk Panel

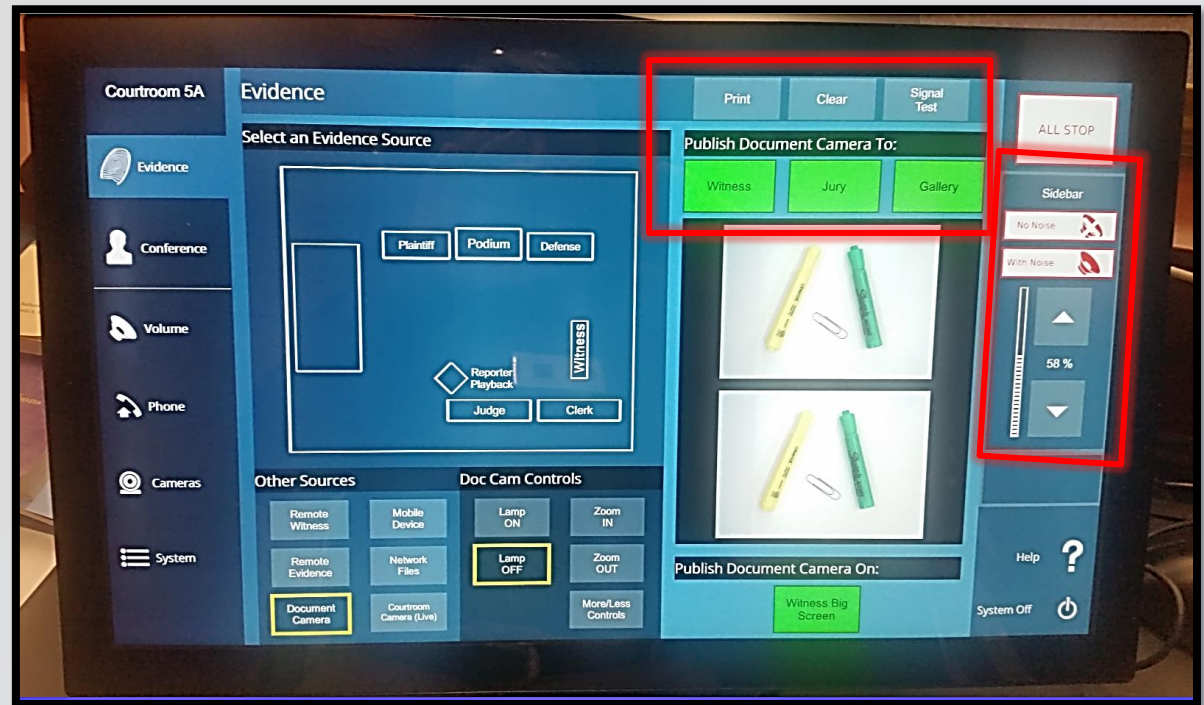
- ❑ Evidence
- ❑ Conference
- ❑ Volume
- ❑ Phone
- ❑ Cameras
- ❑ System



INTRODUCTION TO CTMS

BENCH CONTROLS – Judge/Clerk Panel

- ❑ Sidebar
- ❑ Publishing
- ❑ Printing
- ❑ Annotation

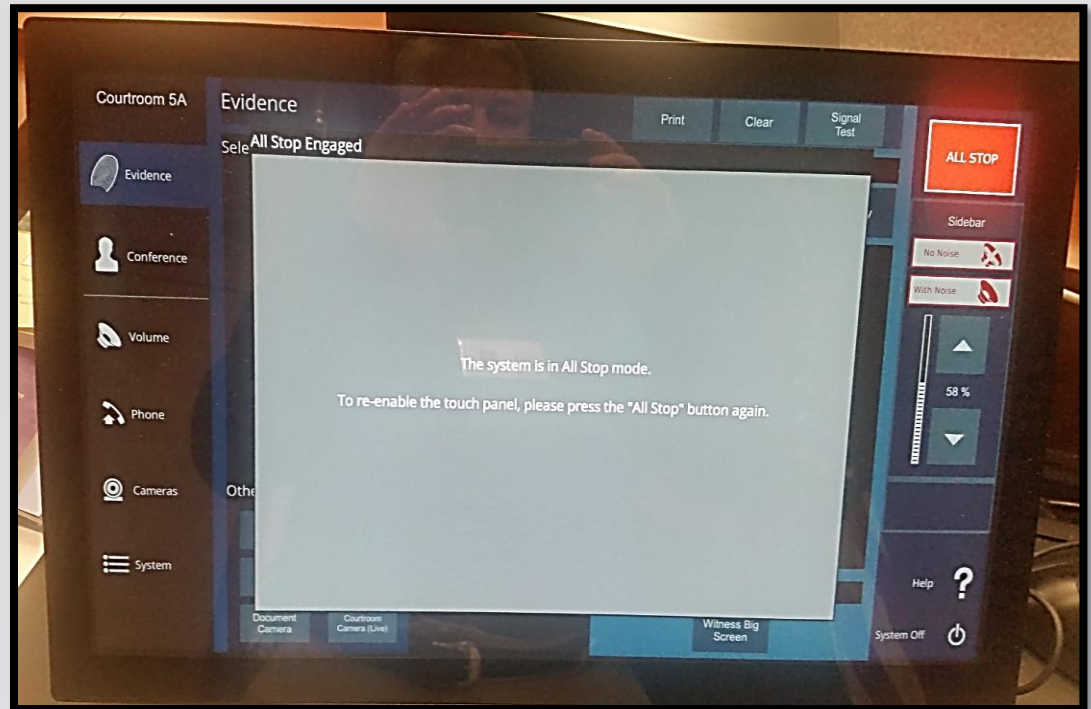


INTRODUCTION TO CTMS

BENCH CONTROLS – Judge/Clerk Panel

ALL STOP

Instantly mutes
all audio and video
in the courtroom
*(microphones, speakers,
flat screen displays,
interpreter system, etc.)*



INTRODUCTION TO CTMS

PRESENTER CONTROLS

Podium/Table Displays

- ❑ Select Evidence Source
 - ❖ Laptop
 - ❖ Document Camera
 - ❖ Mobile Device



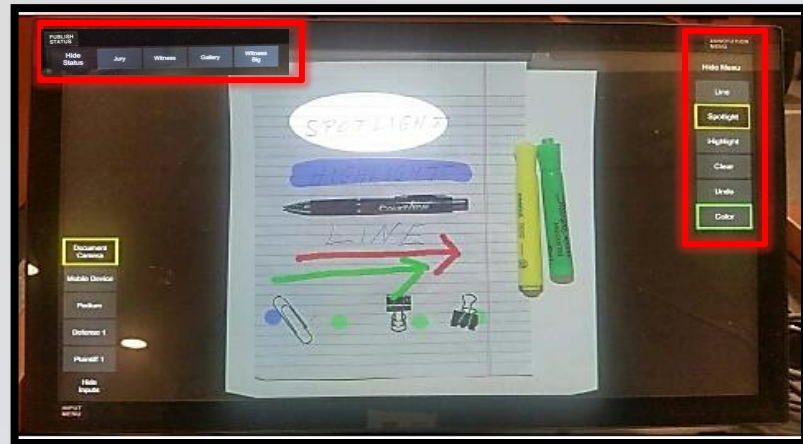
INTRODUCTION TO CTMS

PRESENTER CONTROLS

Podium/Table Displays

❑ Published To **STATUS**

- ❖ Jury
- ❖ Witness
- ❖ Gallery
- ❖ Witness Big





INTRODUCTION TO CTMS

PRESENTER CONTROLS

Podium/Table Displays

- ❑ Laptop Connectivity
 - ❖ HDMI
 - ❖ VGA



INTRODUCTION TO CTMS

PRESENTER CONTROLS – Podium/Tables

- ❑ Annotation
 - ❖ Line Drawing
 - ❖ Spotlight
 - ❖ Highlight
 - ❖ Clear
 - ❖ Undo
 - ❖ Color Selection



INTRODUCTION TO CTMS

OTHER FUNCTIONS

- ❑ Courtroom Digital Audio Recording
(Circuit Court only)



INTRODUCTION TO CTMS

OTHER FUNCTIONS

- ❑ Courtroom Interpreting Control System




INTRODUCTION TO CTMS

OTHER FUNCTIONS

- ❑ Infra-Red (IR) Assistive Listening Devices



Channel 1: English
Channel 2: Client Language



INTRODUCTION TO CTMS

VIRTUAL COURTROOMS

- ❑ **Webex**
- ❑ Zoom
- ❑ Teams
- ❑ Polycom
- ❑ Skype



INTRODUCTION TO CTMS

VIRTUAL COURTROOMS - WEBEX

- ❑ To maintain a consistent and standardized solution for all three Courts, and minimize licensing costs to the County, the Cisco Webex platform is the primary virtual tool for “most” courtroom activities

DISCLOSURE – not an endorsement or advertisement



INTRODUCTION TO CTMS

VIRTUAL COURTROOMS - WEBEX

- ❑ Fairfax Courts allocated corporate licenses
- ❑ Schedule virtual presentations and remote testimony to and from anywhere in the world
- ❑ Users receive a meeting link
- ❑ Users need a device with a video camera and microphone that allows audio and video
- ❑ The Judge must approve all request for remote participants



INTRODUCTION TO CTMS

VIRTUAL COURTROOMS - WEBEX

- ❑ Fairfax Courts allocated corporate licenses
- ❑ Schedule virtual presentations and remote testimony to and from anywhere in the world
- ❑ Users receive a meeting link
- ❑ Users need a device with a video camera and microphone that allows audio and video
- ❑ The Judge must approve all request for remote participants



CTMS HELPFUL LINKS

- ❑ For assistance with CTMS or to report problems, contact the Court Technology Office:
 - ❖ email: CourtDIT-Help@fairfaxcounty.gov

- ❑ Additional information on CTMS and Court Technology can be found at the following link:
<https://www.fairfaxcounty.gov/informationtechnology/court-technology/courtroom-technology-management-system>

