

Community Emergency Response Team

Sully District
Neighborhood College
March 25, 2021







CERT Volunteers Responded to the Forest Glen Senior Apartments Fire in 2018 to assist with helping the 125 residents displaced by the fire






When will a disaster strike?



Where will you be?

Where is your family?







**Will first responders
initially be overwhelmed?**

How soon before they arrive?

What can and will YOU be able to do?



FAIRFAX COUNTY VIRGINIA

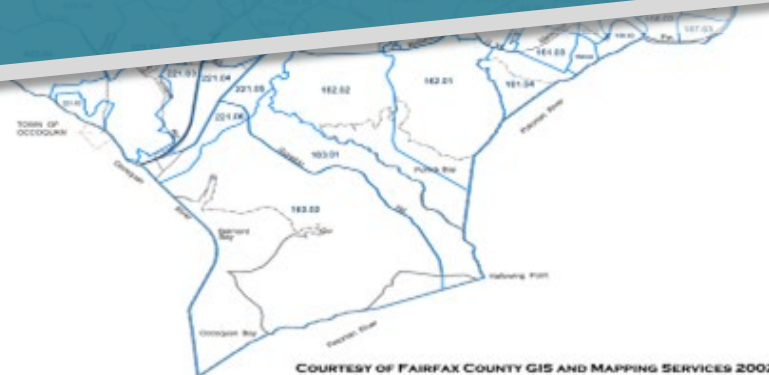
399 square miles

1.2 MILLION residents

**What can you do
Until Help Arrives?**


40 Fire Stations

math



Are You Prepared?

Do You Have.....



- ▶ A Family Disaster PLAN
- ▶ A 72-hour Emergency Kit
- ▶ Sign up for Fairfax Alerts
- ▶ Involvement in the Community



Additional Items to Consider Adding to an Emergency Supply Kit:

- Prescription medications and glasses
- Infant formula and diapers
- Pet food and extra water for your pet
- Important family documents such as copies of insurance policies, identification and bank account records in a waterproof, portable container
- Cash or traveler's checks and change
- Emergency reference material such as a first aid book or information from www.ready.gov
- Sleeping bag or warm blanket for each person. Consider additional bedding if you live in a cold-weather climate.
- Complete change of clothing including a long sleeved shirt, long pants and sturdy shoes. Consider additional clothing if you live in a cold-weather climate.
- Household chlorine bleach and medicine dropper – When diluted nine parts water to one part bleach, bleach can be used as a disinfectant. Or in an emergency, you can use it to treat water by using 16 drops of regular household liquid bleach per gallon of water. Do not use scented, color safe or bleaches with added cleaners.
- Fire Extinguisher
- Matches in a waterproof container
- Feminine supplies and personal hygiene items
- Mess kits, paper cups, plates and plastic utensils, paper towels
- Paper and pencil
- Books, games, puzzles or other activities for children


Ready
Prepare. Plan. Stay Informed.®

Emergency Supply List

FEMA
www.ready.gov



Family Disaster Plan



Extra House Key 	Extra Insurance Card 																								
Extra Car Key 	Extra Car Key 																								
Extra Insurance Card 	Auto Insurance Information <table border="1"> <tr><th colspan="2">Insured Person</th></tr> <tr><td>Name</td><td></td></tr> <tr><td>Address</td><td></td></tr> <tr><td>City</td><td></td></tr> <tr><td>State</td><td></td></tr> <tr><td>Zip</td><td></td></tr> <tr><td>Phone</td><td></td></tr> <tr><td>Policy Number</td><td></td></tr> <tr><td>Effective Date</td><td></td></tr> <tr><td>Expiration Date</td><td></td></tr> <tr><td>Insurer</td><td></td></tr> <tr><td>Other Insurance</td><td></td></tr> </table>	Insured Person		Name		Address		City		State		Zip		Phone		Policy Number		Effective Date		Expiration Date		Insurer		Other Insurance	
Insured Person																									
Name																									
Address																									
City																									
State																									
Zip																									
Phone																									
Policy Number																									
Effective Date																									
Expiration Date																									
Insurer																									
Other Insurance																									
Medical Insurance Card 	Medical Insurance Info. <table border="1"> <tr><th colspan="2">Insured Family Member</th></tr> <tr><td>Name</td><td></td></tr> <tr><td>Address</td><td></td></tr> <tr><td>City</td><td></td></tr> <tr><td>State</td><td></td></tr> <tr><td>Zip</td><td></td></tr> <tr><td>Phone</td><td></td></tr> <tr><td>Policy Number</td><td></td></tr> <tr><td>Effective Date</td><td></td></tr> <tr><td>Expiration Date</td><td></td></tr> <tr><td>Insurer</td><td></td></tr> <tr><td>Other Insurance</td><td></td></tr> </table>	Insured Family Member		Name		Address		City		State		Zip		Phone		Policy Number		Effective Date		Expiration Date		Insurer		Other Insurance	
Insured Family Member																									
Name																									
Address																									
City																									
State																									
Zip																									
Phone																									
Policy Number																									
Effective Date																									
Expiration Date																									
Insurer																									
Other Insurance																									

<p>EMERGENCY PLAN BINDER</p> <p>&</p> <p>GRAB-N-GO EVACUATION LISTS</p>	<p>EDUCATE YOUR FAMILY</p> <p>"For God hath not given us the spirit of fear; but of POWER, of love, & of a sound mind." (2 Timothy 1:7)</p> <p>POWER OF PEACE COMES IN PREPAREDNESS.</p>
<p>72-HOUR KITS</p>	<p>DISASTER SUPPLY BIN & CAR KIT</p> <p>FOR EMERGENCIES & EVERY DAY USE</p>



(write family name above)

Family Emergency Plan

This Plan belongs to:

(write family MEMBER name above)
From the Pleasant Grove 1st Ward
Key: W/S = Work or School Add = Address
www.PGWard.org for more info or to download a digital version.

Emergency Family Plan Kit Steps
When you're done your whole family will have their very own booklets.

My 72-Hour Kit Location:

- Fill in all each page with the information, which only applies to the **whole FAMILY** including **Block Captains**. Contact Clark & Linda Wingar: Fdltit@fdltit.com if you are not sure who your block captains are. Fill in anywhere it says Family or where the info would be the same for each family member including pets.
- Discuss & fill in your **Family's Reunion Points & Security Words**
- Get **Wallet Size Pictures** of all of the people you'll be including your family, contacts or friends. (2"x3" picture or smaller will fit perfectly.) Glue them down!
- Make 1 copy for each family member. (i.e. 5 people in your family = 5 Copies.)
- Fill in the spaces which apply to each **individual person**. **Personal Info Page, Health & Medical Info, and Relation** spaces in each contact sheet. (i.e. Molly Mormon, DOB 1/1/80, Favorite food is tacos, she works at the mall on 123 State Street in Orem, allergic to nuts, Dr. Niagogy.)
- Each quadrant into 5.5" x 4.25", put in order. **Staple & put in a zip-lock** baggie for protection.
- Put each person's copy in their **72 hour kits**. You can make extra copies for the car or kitchen if needed.

FAMILY EMERGENCY PLAN

Your family may not be together when disaster strikes, so plan what to do in different situations and plan how to contact one another. Completing this form is a crucial part of that plan.

Evacuation Plan
Where the family will meet near home: _____ If home access blocked, alternate location outside neighborhood:
Location: _____ Location: _____
Phone (if any): _____ Phone (if any): _____

Communication Plan

- After completing this plan, keep this with your Emergency Supplies Kit, along with your command's standard and emergency muster procedures.
- File a copy of emergency contact information in a sealed envelope with your command ombudsman and the command to be opened only in the case of emergency.
- Make sure every family member has the most important contact information on a current Emergency Contact Card.

Where the family spends time:

Home Address: _____ Phone: _____ Evacuation Location: _____	School Name: _____ Child Attending This School: _____ Address/Phone: _____ Evacuation Location: _____
Work Name: _____ Address: _____	School Name: _____ Child Attending This School: _____ Address/Phone: _____ Evacuation Location: _____

My Personal Info
(write MY name above)

Date of Birth: _____
Social Security Number: _____
Home Phone: _____
Cell/Other Phone: _____
My Eye Color: _____
My Hair Color: _____
My Height/Weight: _____ / _____

My Home Add: _____
My Email: _____
My W/S Add: _____
My W/S Phone: _____
My W/S Evacuation Spot: _____

My Health & Medical Info

My Dr Name: _____
My Dr. Phone Number: _____
My Pharmacist: _____
My Pharmacist Phone Number: _____
Family Insurance Company: _____
Family Insurance Phone Number: _____
Family Insurance Policy Number: _____
My Medical Conditions: _____
My Allergies: _____
Blood Type: _____

Additional Important Phone Numbers and Information

My Family Emergency Plan

Emergency Contact Name _____
Telephone _____


Out-of-town Contact Name _____
Telephone _____

Neighborhood Meeting Place _____
Telephone _____

Other Important Information _____

DIAL 911 FOR EMERGENCIES

Emergency Kit



72 Hour Emergency Supply Kit



72-Hour Survival Kit

Stay informed



It's simple.
If we can't reach you, we can't alert you.

<https://fairfaxcounty.gov/topics/alerts>

When Major Disasters Occur



Police: address incidences of grave public safety



Firefighters: suppress major fires



EMS personnel: handle life-threatening injuries

Lower priority needs must be met in other ways


Fairfax County CERT



- ▶ Program started in 2003
- ▶ Three tiers/levels: Trained Active Advanced
- ▶ Over 3000 people have been trained
- ▶ Development of Neighborhood CERT Teams
- ▶ Actively support community activities
- ▶ Continuing education and exercises
- ▶ Training locations
 - Fire & Rescue Academy
 - In the Community (Volunteer cadre)



Fairfax County CERT Training Is Free



CERT Basic Training




- ▶ Disaster Preparedness
- ▶ Disaster Psychology
- ▶ Simple Triage - Rapid Treatment
- ▶ Light Search & Rescue
- ▶ Patient Treatment
- ▶ Terrorism - Local Hazards
- ▶ Fire Safety
- ▶ *Simulated Disaster Scenario Exercise*

CERTs In Action



COVID-19 Impact



TRAINING

- ▶ Limited face-to-face contact
- ▶ On-line classes
- ▶ Continuing education



COMMUNITY SUPPORT READINESS

CERT Capabilities



▶ Neighborhood CERT Teams

- CERT Basic skills
- Organization and Command skills
- Radio communications

▶ Emergency Response

▶ Community Event Support


▶ Dulles Airport Triennial Emergency Exercise

▶ Dulles K9 Training Support

▶ Medical Support - World Police and Fire Games



CERT Community Teams



- ▶ Centreville Day
- ▶ McLean Day and Winterfest Parade
- ▶ National Night Out
- ▶ FS 4 Uncoupling



In the Neighborhood



Neighborhood CERT Teams

- ▶ Neighbors helping neighbors
- ▶ CERT leadership and organization
- ▶ Organize local resource – spontaneous volunteers

Community Assessment Reporting Program

- ▶ CERTs trained to conduct local damage assessment
- ▶ Text /photo Report to Emergency Operations Center (EOC)
- ▶ Local Situation Awareness

Emergency Response



- ▶ Neighborhood CERT Teams
- ▶ Community Assessment Program
- ▶ Hazards & asset mapping
- ▶ Traffic and crowd management
- ▶ Logistics management
- ▶ CERT Radio Team
- ▶ CERT Response Trailer



Community Support



COVID-19

- ▶ Pharmacy and grocery shopping
- ▶ Farm to Family Food Distribution—Mt. Olive Church
- ▶ Child Care Center Hygiene Kit distribution




Community Support



Food Distribution



Traffic Management



Child Care Hygiene Kit Distribution



Response Trailer

Traffic and Crowd Management



- ▶ Racecourse Marshals
- ▶ Parade Marshals
- ▶ Event Safety - First Aid
- ▶ Site Parking Direction



Logistics Management



- ▶ Point of Distribution
- ▶ Product Preparation
- ▶ Event Management
- ▶ Traffic and Crowd Management



CERT Radio Teams



- ▶ Licensed Radio Operators (Amateur / GMRS)
- ▶ Emergency Communications trained
- ▶ Support CERT Neighborhood Teams
- ▶ Handheld Radio cache

‘Communications when power is out and telephone/cell network is down’



FAIRFAX COUNTY

CERT

The word 'CERT' is rendered in large, bold, green letters with a black outline. Behind the letters are black silhouettes of various buildings and trees, including a modern building with a tower, a classical building with a dome, and several trees of different shapes and sizes.

**COMMUNITY EMERGENCY
RESPONSE TEAM**

<https://FairfaxCountyCERT.org>

The banner features a dark background with a close-up of a firefighter's helmet and a pair of yellow gloves. The helmet has 'FAIRFAX COUNTY' and 'CERT' visible on it. The gloves are resting on a surface. In the background, a fire truck is partially visible with 'FAIRFAX COUNTY RESCUE' and the number '4' on its side. The overall theme is emergency response and community service.

**FAIRFAX COUNTY
CERT
COMMUNITY EMERGENCY
RESPONSE TEAM**

[HOME](#) [COME SEE US!](#) [CONTACT US](#)

FairfaxCountyCERT.org

**THE FAIRFAX COUNTY
COMMUNITY EMERGENCY RESPONSE TEAM**

Neighbors Helping Neighbors

○ ● ○ ○ ○ ○ ○