



# FAIRFAX COUNTY PARK AUTHORITY



## M E M O R A N D U M

**TO:** Chairman and Members  
Park Authority Board

**VIA:** Jai Cole, Executive Director

**FROM:** Sara Baldwin, Deputy Director/COO

**DATE:** February 17, 2023

### *Agenda*

**Budget Committee  
(Committee of the Whole)  
Wednesday, February 22, 2023 – 6:05 pm  
Boardroom – Herrity Building  
Chairman: Ken Quincy  
Vice Chair: Maggie Godbold**

1. FY 2024 Proposed Budget (with presentation) – Information



If accommodations and/or alternative formats are needed, please call (703) 324-8563. TTY (703) 803-3354



# FY 2024 *Proposed* Budget and CIP Adjustments

Park Authority Board Meeting  
February 22, 2023



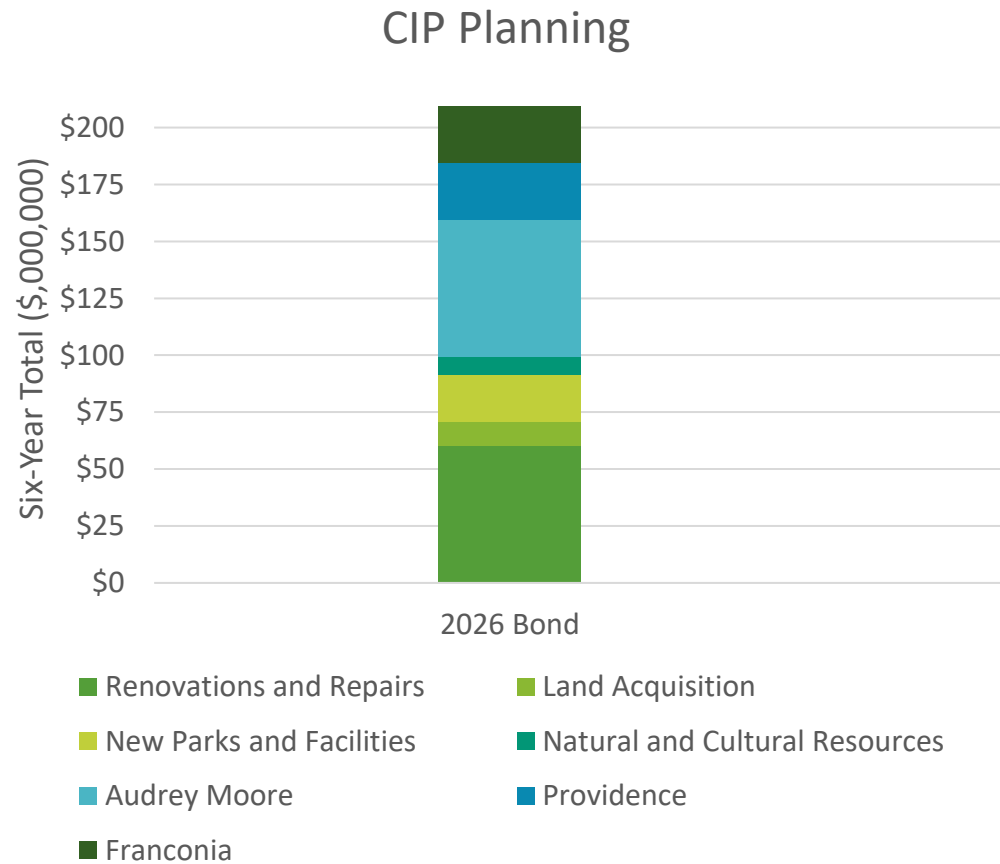
# Information Item 1

## FY 2024 Proposed CIP Planning




# CIP Staff Draft Planning – \$209.5M

(\$,000,000)



# CIP Staff Draft Planning – \$209.5 Million

(\$,000,000)



# STAFF Draft 2026 Bond Cycle

Area	Amount	Examples
Repairs and Renovations	\$60,000,000	<ul style="list-style-type: none"> <li>• Rec Center System Replacements</li> <li>• Field Irrigation Systems</li> <li>• Playground replacements</li> </ul>
Land Acquisition	\$10,500,000	<ul style="list-style-type: none"> <li>• New Land Opportunities in Rapidly Urbanizing Areas</li> </ul>
Natural and Cultural Resources Workplans	\$8,000,000	<ul style="list-style-type: none"> <li>• Wetlands Restorations</li> <li>• Archeological Excavations</li> </ul>
New Park and Facility Projects	\$18,000,000	<ul style="list-style-type: none"> <li>• Mastenbrook Grants</li> <li>• New Community Parks</li> </ul>
Minor New Construction	\$3,000,000	<ul style="list-style-type: none"> <li>• Picnic Shelters</li> <li>• New Trails</li> </ul>
Major New Facilities	\$110,000,000	<ul style="list-style-type: none"> <li>• Audrey Moore Rec Center Renovation</li> <li>• Franconia and Providence Rec Center Refreshes</li> </ul>
<b>TOTAL</b>	<b>\$209,500,000</b>	

**REDUCE BY \$29.5 MILLION**



# Next Steps – CIP Planning



# Information Item 2

## FY 2024 CEX Proposed Budget

Fund 1001 – General Fund





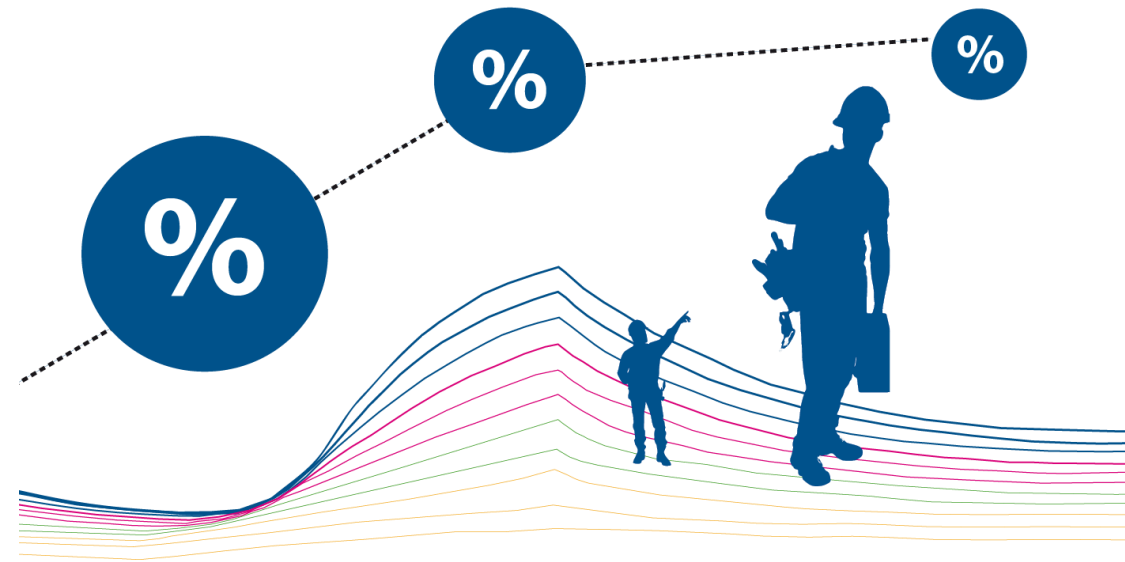
# FY 2024 Proposed Budget – General Fund

	FY 2022 Actuals	FY 2023 Adopted	FY 2024 Baseline Proposed	FY 2024 Advertised	Adjustments to Baseline
Revenue	\$246,199	\$513,750	\$513,750	\$513,750	\$-
<b>Revenue Totals</b>	<b>\$246,199</b>	<b>\$513,750</b>	<b>\$513,750</b>	<b>\$513,750</b>	<b>\$-</b>
Merit Salaries	\$20,371,926	\$25,068,163	\$24,908,038	\$26,367,109	\$1,459,071
Non-Merit Salaries	2,056,296	2,955,743	3,115,868	3,174,960	59,092
Operating Expenditures	8,278,588	6,280,102	6,280,102	7,169,545	889,443
Capital Equipment	252,308	250,000	250,000	250,000	-
Recovered Costs	(2,806,038)	(3,876,161)	(3,876,161)	(3,876,161)	-
<b>Total Expenditures</b>	<b>\$28,153,070</b>	<b>\$30,677,847</b>	<b>\$30,677,847</b>	<b>\$33,085,453</b>	<b>\$2,407,606</b>
<b>NET COST TO COUNTY</b>	<b>\$27,906,871</b>	<b>\$30,164,097</b>	<b>\$30,164,097</b>	<b>\$32,571,703</b>	<b>\$2,407,606</b>



# Consumer Price Index (CPI)/Baseline Increases: \$275,000 (Contract Increases)

- Inflation and supply chain issues continue to have an impact on the cost of providing services.
- Raw materials and staffing continue to be the primary drivers in baseline increases.
- To continue providing our baseline services as they are, additional funds are required.



**PARTIALLY FUNDED: \$65,000**



# Summer Concert Series: \$50,000

- More than 150 performances and outdoor events each Summer at 17 different locations.
- The cost of sound and technical support has been steadily rising.
- Several series are expanding the length of concerts from 1 hour to 1.5 hours, scheduling a longer season, or adding a second venue, adding to costs.
- The County funded a one-time increase at FY22 Third Quarter to cover these costs for the FY23 Summer Season, but the support is needed on an ongoing basis.



**FULLY FUNDED**



# Maintenance Funding: \$350,000

- FY22-FY23: 9.35 acres added to inventory
- All new and majorly renovated properties require additional maintenance, utility, and operating costs that are not in the current budget

## Newly Acquired /Renovated (FY22 – FY23)

Arrowbrook Park – Ratcliffe
Fairfax Arms Property
Arrowhead Park
Greendale GC- Storage Structure
Grist Mill Park- Union Farms
Oak Marr Rec Center- Cricket Netting Install
Chandon – Playground/ADA Improvements
Holladay- Synthetic Turf Conversion
Raglan Road Property Stabilization
Bren Mar Property Stabilization
Riverbend - Maintenance Facility
Laurel Hill - Central Green
Scotts Run - Station 44 Athletic Field
Pohick Stream

**NOT FUNDED**



# Bamboo Removal on Parkland: \$552,642

- We estimate that there is currently ~200 acres of running bamboo countywide on FCPA property and receive multiple resident complaints per month.
- In response to Fairfax County Code §119-3-2, passed in March 2022 (with enforcement beginning January 2023), funding is needed to proactively mitigate bamboo infestation.



**NOT FUNDED**



# Zero Waste Trash and Recycling: \$2,990,781

- Add emptying and hauling services that cannot be handled by current resources.
- Provide additional trash and recycling services in our parks on the weekends.
- In the current model, maintenance staff spend 2-3 days per week on trash, impacting their ability to focus on other park maintenance projects.
- Ensure that trash and recycling separation is occurring at our parks and transport according to associated standards.



**NOT FUNDED**

# Asset Management: \$220,397

- System Procurement in Process with Department of Information Technology. Implementation and Operation will Require Dedicated Technical Support
- FCPA will Catalogue all Assets and Develop Lifecycle Costs in Concert with Work Order Systems
- Will Form Basis for Future Capital Budget Requests



**NOT FUNDED**



# IT Services Support: \$232,064

- With more than 2,500 employees at the peak of our summertime activities, our IT Services Branch has been stretched to even provide basic levels of support, let alone plan for the support needs of these systems.
- Our workforce has become mobile and many also opt to work from home. The current agency laptop/desktop allotment has been 575 since 2015 even with increased technology and demands for a virtual and mobile workforce.



**NOT FUNDED**





# FY 2024 Regular Operating Budget Impacts

These items are not in a priority order as they are all required in order to continue to provide the same level of service of previous years considering the new acquisitions, parks, and inflation.


Items	\$ Request*	\$ in CEX Proposed Budget*
CPI/Baseline Operating Increases (Contract Increases)	\$275,000	\$65,000
Summer Concert Series	\$50,000	\$50,000
Maintenance/ Stabilization for New Parks and Acquisitions	\$350,000	
Bamboo Removal on Parkland	\$552,642	
Full Year Funding at Patriot Park North	\$258,637	\$258,637
Internal Vehicle Service Cost Increases		\$34,443
Zero Waste Trash Removal and Recycling	\$2,990,781	
Asset Management Licenses and Technical Support	\$220,397	
IT Services Support Staff and Laptops	\$232,064	
<b>TOTALS</b>	<b>\$4,929,521</b>	<b>\$408,080</b>

\*Includes Benefits Calculations in Separate Fund



# Equity: \$803,980

- “Down payment” on equity while staff continue to work with consultants on long-term equity plan
- Hold Summer 2023 camp fees at 2022 levels



**PARTIALLY FUNDED: \$500,000**



# New Fairfax Museum: \$453,380

- In Summer 2022, representatives of a local museum approached FCPA with concerns that their volunteers were aging and would be unable to care for the building and grounds.
- They offered to donate the museum to FCPA as long as staff and operating costs could be funded to manage and maintain this new asset.

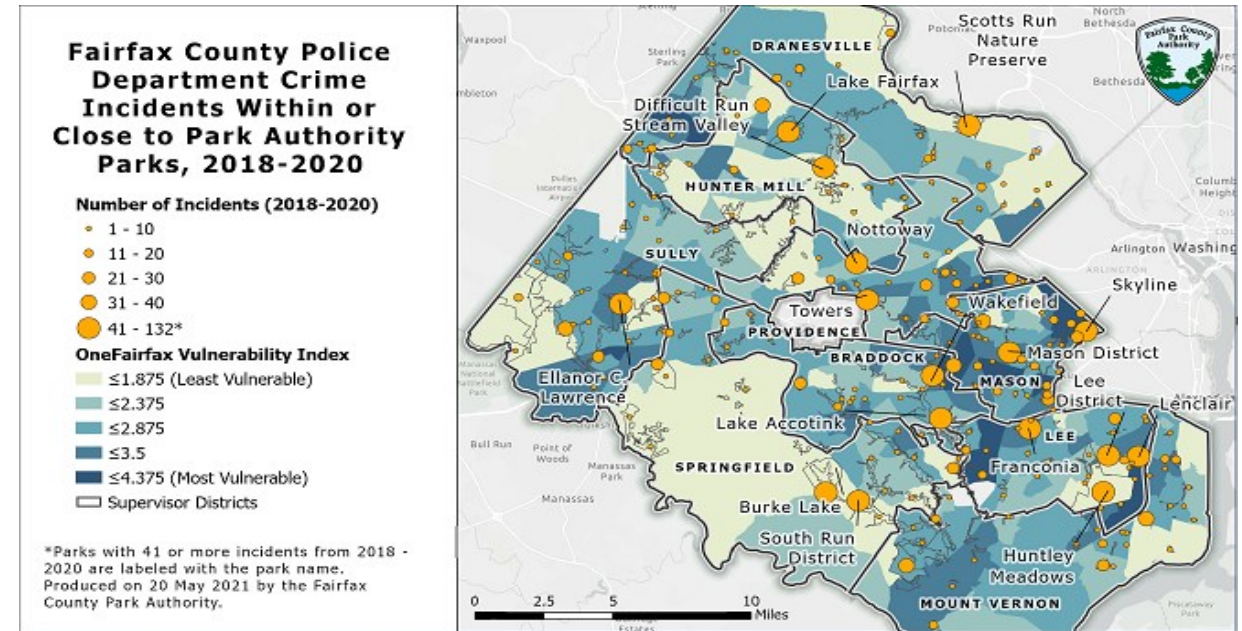


**PARTIALLY FUNDED: \$200,000**



# Park Ranger Pilot Program: \$1,072,202

- Continued lack of resources to provide adequate park security will result in continued degradation of park facilities and decline in community satisfaction, safety and well-being.
- The program will lessen the burden on the Fairfax County Police Department,
- Surrounding jurisdictions all have successful park ranger programs
- This funding will allow the Park Authority to proactively patrol parks and facilities and to develop a program that is focused on and attuned to the needs of park users.



**NOT FUNDED**



# Activation Staff: \$314,320

- Work with communities to activate local parks with events.
- Working with the communities we will plan and facilitate events to create a sense of place and belonging.



**NOT FUNDED**



# Forestry Funding: \$739,463

- The current contract budget of \$276,000 only covers about 40% of the annual costs of removing high-risk trees
- Average # of trees removed as increased by 143% (1,341) compared to ten years ago
- Cost overruns are taken from other high priority maintenance projects. With no additional funds, we must scale back to only high-risk trees
- Additional funding will allow FCPA to move from reactive service delivery to proactive and preventative care needs
- Added 3.0 Merit FTE for proactive urban forestry planning, along with vehicles



**PARTIALLY FUNDED: \$57,000**



# Capital Equipment: \$370,000

- The Park Authority has 378 pieces of equipment including vehicles, trailers, and grounds equipment in its inventory, that is valued at \$7.1M – almost half is in poor condition and beyond life expectancy.
- Equipment is critical to maintain our parks, trails, fields, and all of the amenities that exist throughout our 420 parks.



**NOT FUNDED**



# Mobile Nature Centers: \$229,279

- 2 specialized vehicles required – sponsorship will be explored
- Assist with community engagement and allow staff to go **TO** communities
- Promote stewardship opportunities and build interest and rapport with the community



**NOT FUNDED**





# Interpretation/Translation Services: \$50,000

- Improve communication with all community members
- Enhance outreach efforts
- Ensure equitable access to community meetings



**NOT FUNDED**

# FY 2024 Prioritized General Fund Budget Requests

Priority Area	Items	\$ Request*	\$ in CEX Proposed Budget*
One Fairfax	Equity Consultation Request	\$803,980	\$500,000
Educational Opportunities	New Fairfax Museum	\$453,380	\$200,000
Safety - Unbudgeted Absorbing	Park Ranger Pilot Program	\$1,072,202	
One Fairfax	Activation Staff	\$314,320	
Taking Care of What We Have	Forestry Operations (County Construction Fund)	\$739,463	\$57,000
Taking Care of What We Have	Capital Equipment	\$370,000	
One Fairfax	Mobile Nature Centers	\$229,279	
One Fairfax	Interpretation and Translation Services	\$50,000	
	<b>TOTALS</b>	<b>\$4,032,624</b>	<b>\$757,000</b>



# Other Needs - Synthetic Turf Fields

- *Priority: Cultural and Recreational Opportunities*
- Current Inventory of Synthetic Fields: 103
- Average Replacement Cycle: 10 Years/8-10 Fields Per Year
- Average \$500k Replacement Cost per Field
- Current Annual Funding: \$2.3 Million
- Annual Ongoing Target for Uninterrupted Replacement: \$5.15 Million



**NOT FUNDED**



# Information Item 3

## FY 2024 CEX Proposed Budget

Fund 80000 – Park Revenue and Operating Fund



# FY 2024 Proposed Budget – Revenue Fund

	FY 2022 Actuals	FY 2023 Adopted	FY 2024 Baseline Proposed	FY 2024 Advertised	Adjustments to Baseline
Revenue	\$47,438,062	\$45,738,898	\$52,000,000	\$52,000,000	\$-
Transfer In	3,900,032				-
<b>Income Totals</b>	<b>\$51,338,094</b>	<b>\$45,738,898</b>	<b>\$52,000,000</b>	<b>\$52,000,000</b>	<b>\$52,000,000</b>
Merit Salaries	\$10,400,217	\$9,737,665	\$10,610,558	\$11,288,156	\$677,598
Non-Merit Salaries	11,569,827	11,299,494	12,964,985	13,245,476	280,491
Benefits	6,496,327	7,000,215	7,138,873	7,093,122	(45,751)
Operating and Other Expenditures	16,340,152	16,358,635	17,722,370	17,722,370	-
Recovered Costs	(1,053,316)	(1,303,137)	(1,137,952)	(1,137,952)	-
<b>Total Expenditures</b>	<b>\$43,753,207</b>	<b>\$43,092,872</b>	<b>\$47,298,834</b>	<b>\$48,211,172</b>	<b>\$912,338</b>
<b>Net</b>	<b>\$7,584,887</b>	<b>\$2,646,026</b>	<b>\$4,701,166</b>	<b>\$3,788,828</b>	<b>(\$912,338)</b>



# Base Budget Additions – Revenue Fund

## Employee Pay Increases - \$958,089

- 2% Market Rate Adjustment for ALL Employees
- Performance/Longevity Increases for Merit Employees
- Projected Impact of Salary Compression Study

## Benefits Adjustment – (\$45,751)

- Reduction in Required OPEB Contributions

**Total Budgeted Net Reduced by \$912,338/19%**

**NOT FUNDED**



# FY22 – FY24 Compensation Impact

Year	Item	Revenue Fund
FY24	Min Wage Increase to \$12 (Full Year)	\$103,750
	MRA and Performance Increases	\$958,089
	Total Benefit Increases	\$424,735.60
	TOTAL	\$1,486,574.60
FY22	Net Impact	\$139,043.17
FY23	Net Impact	\$2,061,786.23
FY24	Net Impact	\$1,486,574.60



# Budget Process Timeline

February 21

County Executive Released Advertised Budget Plan

March 7

Board of Supervisors Advertises Maximum Tax Rate

\$.01 = About \$28m Between County and Schools

March 14

Federation of Friends Meeting

April 11-13

Public Hearings on Proposed Budget and Tax Rate

April 28

Board of Supervisors Amends Proposed Budget with Mark-Up

May 9

Board of Supervisors Adopts Budget







# FY 2024 *Proposed* Budget and CIP Adjustments

Park Authority Board Meeting  
February 22, 2023





# FY 2024 ADVERTISED BUDGET

AND THE FY 2024-2028 CAPITAL IMPROVEMENT PROGRAM

**PARK AUTHORITY  
BOARD MEETING**

**FEBRUARY 22, 2023**

[WWW.FAIRFAXCOUNTY.GOV/BUDGET](http://WWW.FAIRFAXCOUNTY.GOV/BUDGET)



## FY 2024 ADVERTISED BUDGET CONTEXT

- Budget focuses on stabilizing our “core” – our employees and our existing programs
- As with last year, with recruitment and retention challenges continuing, proposal prioritizes compensation for County and Schools employees
- Inflation has outsized impact
- Growth in residential real estate and increased investment earnings drive overall revenue growth

# FY 2024 ADVERTISED BUDGET HIGHLIGHTS

- Built on existing Real Estate Tax rate of \$1.11 per \$100 of assessed value
  - Based on equalization, results in an increase in the average tax bill of just over \$520
- Provides funding to support recurring requests in the Superintendent's Proposed Budget
  - Recommendation does not account for \$12.7 million funding error by State
- Includes funding for the County's compensation program
  - 2.00% Market Rate Adjustment
  - Performance, Merit and Longevity Increases
  - Adjustments associated with Market Studies
- Supports inflationary and contract rate adjustments and provides for limited, targeted investments for new facilities and other priorities
  - Includes no net new positions
- Includes balance of \$90 million for the Board's consideration

# FY 2024 BUDGET SUMMARY

Net County resources are projected to increase by \$365.46 million

Allocation of resources include:

- \$134.51 million for County priorities
- \$144.26 million for Schools
- \$90.22 million balance for Board Consideration

Schools remain at 52.2% of General Fund Disbursements in FY 2024

County's reserves remain budgeted at target of 10% of General Fund disbursements

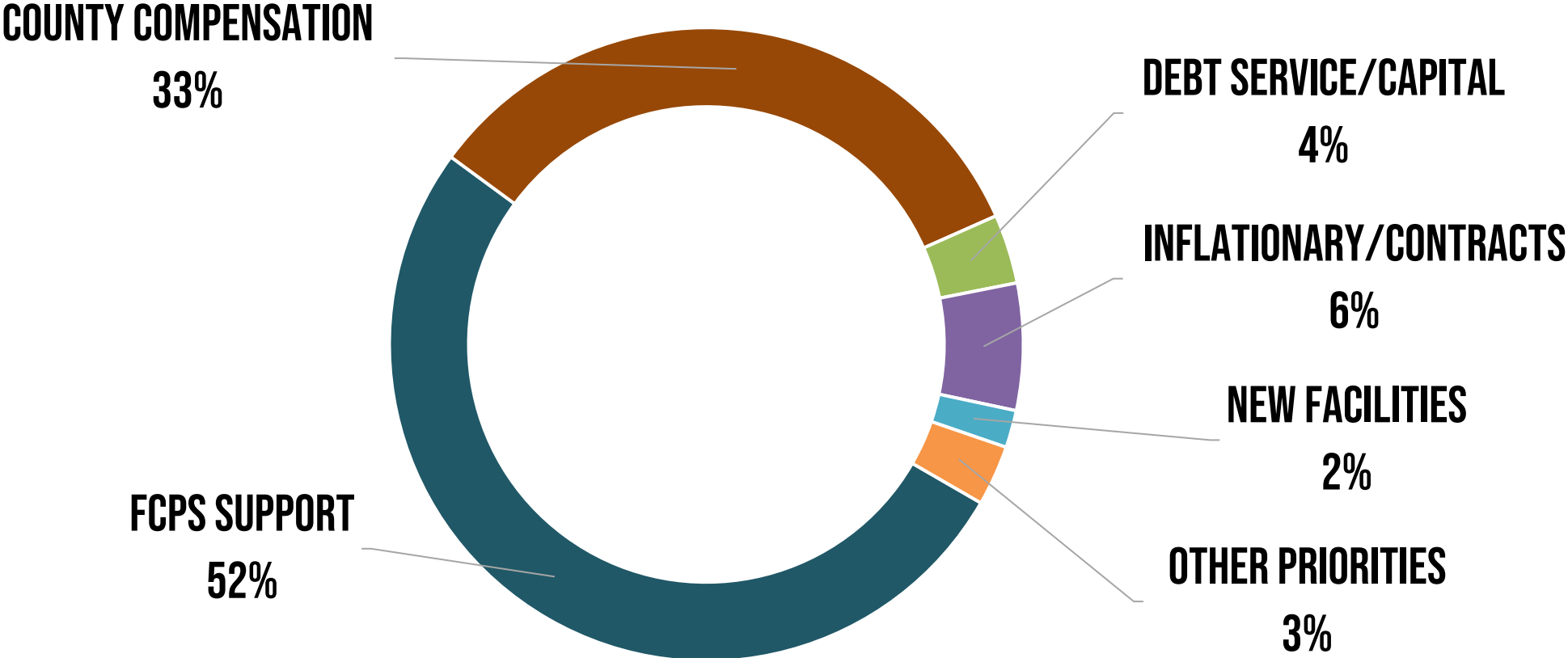
- Reserve requirements are slightly decreased by \$3.53 million

## ADJUSTMENTS INCLUDED IN FY 2024 GENERAL FUND BUDGET

(Amounts shown are in millions, net change over FY 2023 Adopted Budget Plan)

Projected Revenue Increase			
Revenue Increase at Current Real Estate Tax Rate			\$364.46
Enhanced Tax Relief for Seniors and Disabled			(\$2.70)
EMS Transport Billing Increase			\$1.99
Revenues associated with Expenditure Adjustments			\$1.56
Net Impact of Transfers In			\$0.15
<b>Total Available</b>			<b>\$365.46</b>
FY 2024 Requirements			
	County	Schools	Total
School Operating Support	--	\$144.10	\$144.10
County Compensation	\$92.73	--	\$92.73
Debt Service/Capital Requirements	\$9.85	\$0.16	\$10.01
Inflationary/Contract Rate Adjustments	\$18.05	--	\$18.05
New Facilities	\$5.31	--	\$5.31
Other Priorities	\$8.57	--	\$8.57
<b>Subtotal</b>	<b>\$134.51</b>	<b>\$144.26</b>	<b>\$278.77</b>
Reserve Adjustments			(\$3.53)
<b>Total Uses</b>			<b>\$275.24</b>
<b>Available Balance for Board Consideration</b>			<b>\$90.22</b>

# ALLOCATION OF NEW SPENDING IN FY 2024 PROPOSAL



## FY 2024 INCREASED SUPPORT FOR PARKS

- \$1,422,006 Compensation increases
- \$500,000 Social equity (increases baseline to \$1,000,000 to allow no increased fees for summer camps)
- \$336,157 New facilities (Patriot Park full year funding, museum operations)
- \$65,000 Contract rate increases
- \$50,000 Summer Concert Series
- \$34,443 DVS maintenance and operating increase
- \$57,000 Forestry operations
- \$89,000 Patriot Park field maintenance

## CIP TEN PRINCIPLES OF SOUND FINANCIAL MANAGEMENT

- Adopted in 1975 - Statement of Board's commitment to the County's financial policies
- Establishes limits to borrowing and debt ratios
- Annual debt service expenditures not to exceed 10% of total disbursements
- Net outstanding debt not to exceed 3% of total assessed value
- General Obligation Bond Sale limits recently increased from \$300 million to \$400 million per year (gradual increase)



## BOND PROGRAM CHALLENGES

- The bond program continues to experience challenges and backlogs in unsold bonds
  - ✦ Limits on bond sales timeframes (8 years with possible 2-year extension)
  - ✦ Restrictions on annual bond sale amounts
  - ✦ Changes in project scopes after voter approval
  - ✦ Increased Metro contribution requirements
  - ✦ Project delays associated with colocation opportunities
  - ✦ Supply chain / inflation / COVID related delays

## PROJECT CASHFLOW AND BOND SALES

- Referenda sold over multiple years based on expenditures to date and cash on hand
- Staff review cashflow needs and sell only what is required for the current fiscal year
- If projects are slow to start and expenditures lag, bond sales are higher in the last few years – delaying the start of sales for the next referendum and creating a backlog
- Recent Park Bonds:
  - 2012 Referendum – first sold bonds in 2015
  - 2016 Referendum – first sold bonds in 2019
  - 2020 Referendum – plan to begin selling bonds in 2024

## JANUARY 2023 BOND SALE

- \$350 million bond sale (Series 2023)
  - Schools \$205 million
  - County \$145 million

Category	Amount
Schools	\$205,000,000
Transportation – WMATA	30,000,000
Transportation - Roads	22,000,000
Public Safety	48,000,000
FCCA	25,000,000
NoVA Parks (NVRPA)	3,000,000
Human Services	17,000,000
<b>Total</b>	<b>\$350,000,000</b>

## SUPPORT FOR PARKS CIP

- American Rescue Plan Act (ARPA) funding to support Mount Vernon Rec Center: \$25 million
- General Fund support for capital projects approved as part of FY 2022 Carryover: \$5 million
- Fall 2026 Parks referendum total is recommended at \$180 million
  - FY 2023 CIP recommended that the 2024 referendum be shifted to 2026 based on unsold bonds and that future referendum shift from a four to six-year cycle
  - FY 2024 CIP represents a 20% annual increase for Parks over the previous cycle of \$100 million every four years