







1
Par 5  Hit your tee shot down the left side of the fairway. The trees on the right will certainly cost you a stroke and the fairway slopes in that direction. The second shot needs to be precise, from this side of the creek you only have 150 yards to the green.


2
Par 4  Playing from the correct tees is paramount on this tee shot. From the white marker you have a forced carry of almost 200 yards. The uphill second shot will require at least one extra club.


3
Par 4  Length is not as important as accuracy on this short par four. This approach is also uphill to a very narrow green front to back so distance control is more important than direction.


4
Par 4  Aim down the right side unless you have the length to clear the bunker. Left of the bunker is rough and your approach may be blocked by the trees. The green slopes severely from back to front.

5
Par 3  This well protected tee can be misleading. The wind can be stronger than it feels.

6
Par 4  Precision is more important than length. Favor the left side of the fairway. A far right hole location will be blocked from the right. Missing long on your approach will almost certainly cost you a shot.

7
Par 4  OB left and woods right demands accuracy off the tee. The approach is downhill and will play at least one club shorter than the yardage.

8
Par 3  When the hole is on the left, this is a simple par three. When the hole is on the right, it is one of the most difficult placements on the course.

9
Par 4  If there is a tailwind on this hole, long hitters can let it fly. The approach is slightly uphill but very straightforward to this large, deep green. A definite birdie hole.

Twin Lakes

6201 Union Mill Road,
Clifton, VA 20124
703-631-9099

Rules and Policies

- USGA Rules govern play except where modified by local rules.
- Proper attire and soft spikes are required.
- Please observe the golf cart rule for the day.
- Yardage markers are measured to the center of the green.
- Carts must remain on the paths on all par 3's and around tees and greens.
- Players are requested to repair ball marks and divots and rake sand bunkers.
- Players must maintain the pace of play as directed by staff.

Yardage Markers

Gold - 250, Blue - 200, White - 150, Red - 100

Pin Placement

Blue - Back, White - Middle, Red - Front

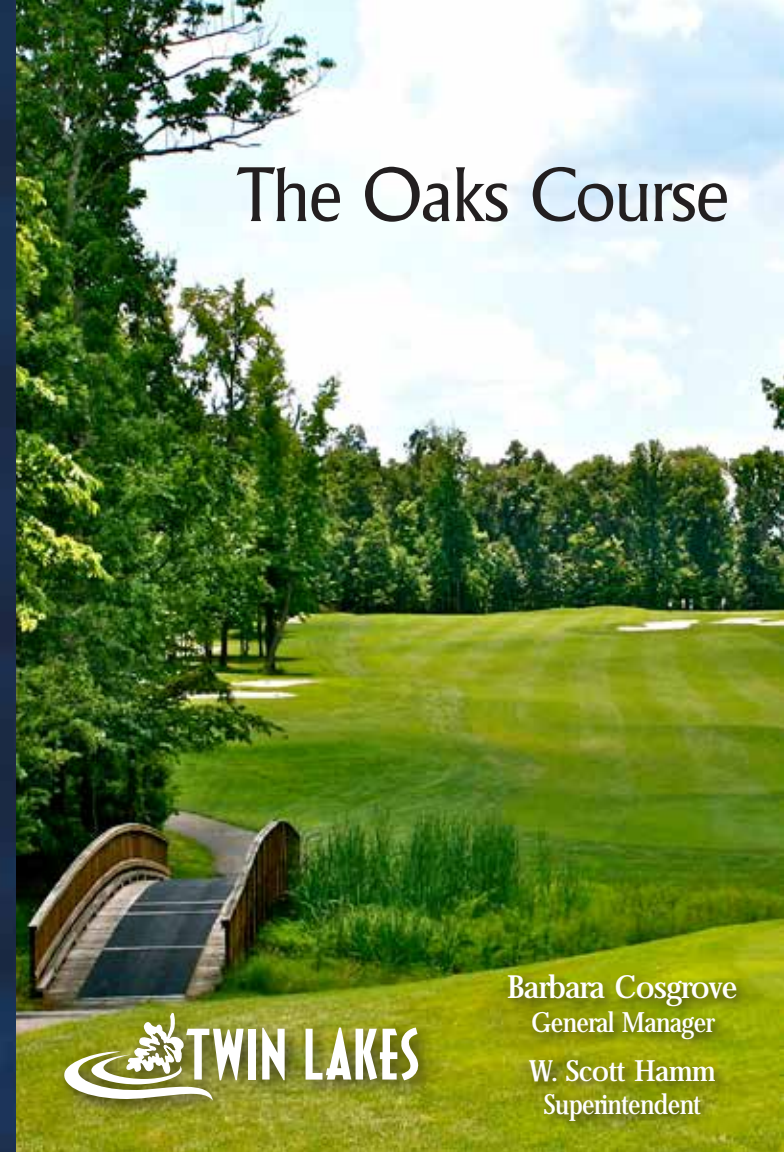


Certified Wildlife Sanctuary

Thank you for visiting Twin Lakes!

© 1/19 ARETE INDUSTRIES B66.456.7483

The Oaks Course



Barbara Cosgrove
General Manager

W. Scott Hamm
Superintendent



TWIN LAKES

THE OAKS COURSE

HOLE	1	2	3	4	5	6	7	8	9	OUT	P L A Y E R	10	11	12	13	14	15	16	17	18	IN	TOT	HCP	NET	
BLUE	72.2/137	546	468	347	396	185	337	395	204	361		3239	437	317	159	447	585	235	431	327	538	3476	6715		
WHITE	Men 70.4/134 Women 76.3/133	524	432	328	374	173	323	369	191	340		3054	415	308	138	427	556	215	405	299	504	3267	6321		
WHITE/ GOLD	Men 68.5/126 Women 73.9/128	460	375	328	374	156	323	369	171	286		2842	359	308	138	382	507	183	405	299	504	3085	5927		
GOLD	Men 66.6/122 Women 72.1/124	460	375	273	346	135	277	310	143	286		2605	359	273	132	382	507	183	360	281	460	2937	5542		
RED	Men 62.8/110 Women 66.8/111	438	307	244	230	116	241	273	103	257		2209	329	218	90	275	400	142	319	239	431	2443	4652		
HANDICAP M/W	4	2	16	8/12	12/8	10	6	18	14				3	15	17	11/7	1	13/9	5	9/11	7/13				
					C A R T			C A R T							C A R T			C A R T							
					P A			P A							P A			P A							
PAR	5	4	4	4	3	4	4	3	4	35			4	4	3	4	5	3	4	4	5	36	71		
					T H O N L Y			T H O N L Y							T H O N L Y			T H O N L Y							
GOLD/RED	M 64.3/114 W 68.8/115	438	307	273	230	135	277	273	143	286		329	273	132	275	400	142	360	281	431	2623	4985			
HANDICAP (Gold/Red)	2	4	14	16	18	8	12	10	6			3	15	17	11	5	13	7	9	1					

Date: _____ Scorer: _____ Attest: _____

10

Par 4

Long hitters be aware that the water comes into play sooner than you think. The long second shot to this well protected green is considered one of the most challenging on the course.

11

Par 4

Play your tee shot to a comfortable approach distance on this short par 4. There are bunkers short and right, OB left and trees everywhere.

12

Par 3

The prevailing right to left wind will try to push your tee shot into the bunkers on the left, so aim a little right. With little or no wind this is a very accessible short par three.

13

Par 4

A challenging driving hole. The perfect tee shot is down the left side. The long narrow green and the slight downhill approach makes proper club selection critical for the second shot.

14

Par 5

This long uphill par 5 is a definite three shot hole. Favor the right side of the fairway off the tee. On your second shot hitting one more club and favoring the left side of the fairway is a good strategy. Try to leave yourself your ideal yardage for your third shot.

15

Par 3

On a typical day you will get some help from the wind on this long par 3. If the wind is in your face...good luck. The green is long and has a severe right to left break.

16

Par 4

One of the prettiest holes on the course. Aim down the right side of the fairway. A miss left will most likely end up in the bunkers or worse, as the fairway slopes in that direction.

17

Par 4

To have a reasonable chance at a birdie, you must hit the fairway on this short par 4. From there, the green is very accessible. A missed approach left or long can derail a good round.

18

Par 5

A great finishing hole. The fairway is well protected by the trees left and the water right. The second shot should favor the right side which will open up the green for the approach.