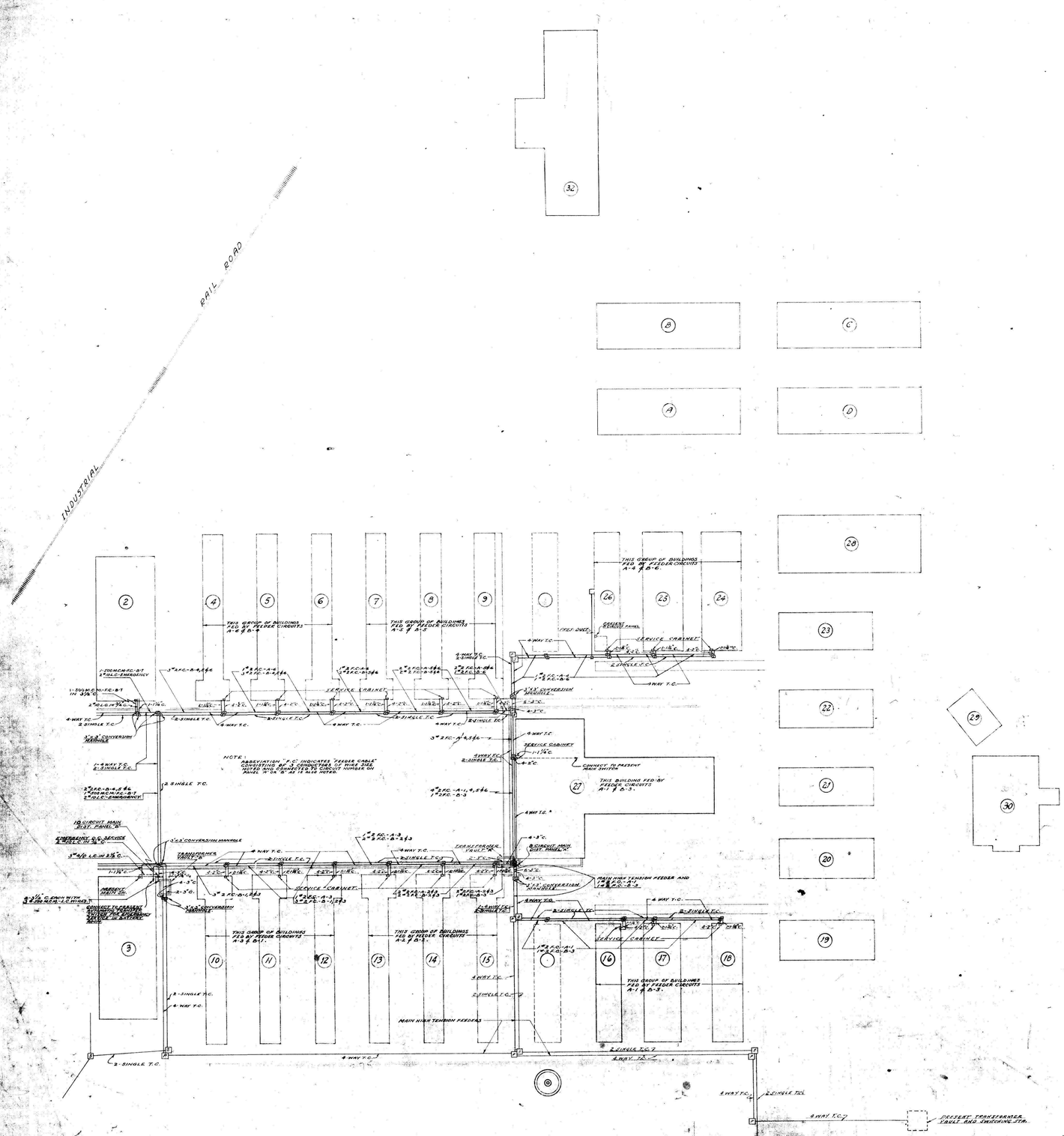

NOTE:
ABBREVIATION "F.C." INDICATES FEEDER CABLE CONNECTING FEEDER CIRCUIT WITH FEEDER PANEL. FEEDER CIRCUIT NUMBER ON PANEL "A" OR "B" AS IS ALSO NOTED.

PLOT PLAN

SCALE: 1" = 50'

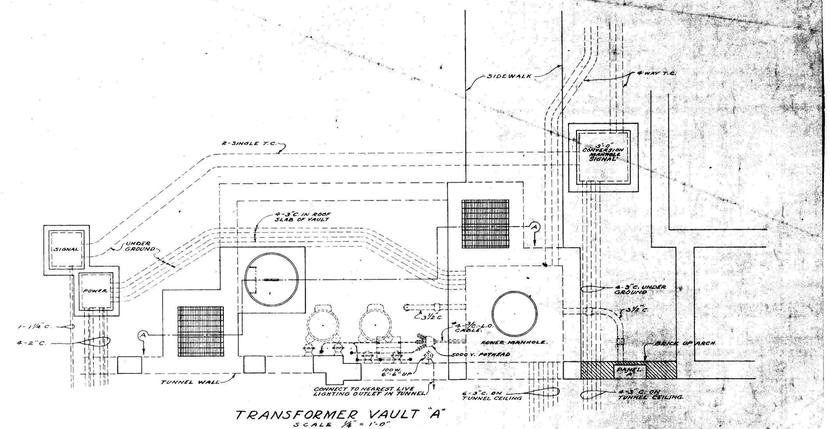

TRANSFORMER VAULT "A"
SCALE 1/8" = 1'-0"

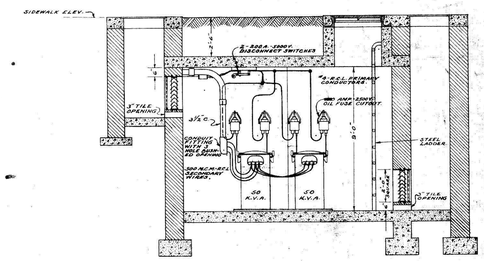

SECTION A-A.

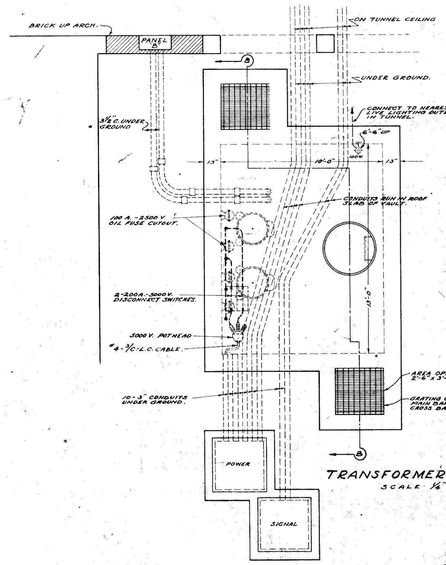

TRANSFORMER VAULT "B"
SCALE 1/8" = 1'-0"

NOTES:

TRANSFORMER VAULTS A AND B ARE OF SAME DESIGN OF SIMILAR CONSTRUCTION. THE [illegible] BE SUCH THAT THE [illegible] AS INDICATED FOR VAULT [illegible] GRADE LINE AS INDICATED [illegible]

ALL CONDUITS RUN [illegible] GROUND SHALL BE ENCASED [illegible]

PRIMARY CONDUCTORS SHALL [illegible] BETWEEN CONDUCTORS [illegible]

PRIMARY CONDUCTORS [illegible] ON SPLIT SPOOL INSULATORS [illegible]

GROUND ALL HIGH [illegible] TRANSFORMER CASINGS [illegible] CABLES AND SECONDARY NEUTRALS [illegible] GROUNDING BELL [illegible] COPPER WIRE. [illegible]

PROVIDE EACH VAULT WITH AN [illegible] WITH TOTALLY ENCLOSED [illegible] AVAILABLE LIVE [illegible] SEWER.

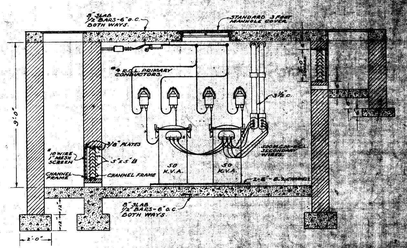

SECTION B-B

APPROVED [signature]
CHIEF ELECTRICAL INSPECTOR-D.C.

	REVISIONS	WORK RECORD			FILE NO.
APPROVED BY THE COMMISSIONERS OF THE DISTRICT OF COLUMBIA SITTING AS A BOARD SECRETARY		DRAWN BY [illegible] TRACED BY LEWIS CHECKED BY [illegible] DATE 11-27-37 SHEET	BUILDING D.C. REFORMATORY LOCATION UNDERGROUND ELECTRICAL DISTRIBUTION SYSTEM LORTON, VIRGINIA OFFICE OF MUNICIPAL ARCHITECT-WASHINGTON, D.C. CHIEF OF ARCHITECTURAL DIVISION [signature] DATE [illegible] CHIEF OF STRUCTURAL DIVISION [signature] DATE [illegible] CHIEF OF MECHANICAL DIVISION [signature] DATE [illegible] MUNICIPAL ARCHITECT [signature] DATE [illegible]	DRWG. NO.