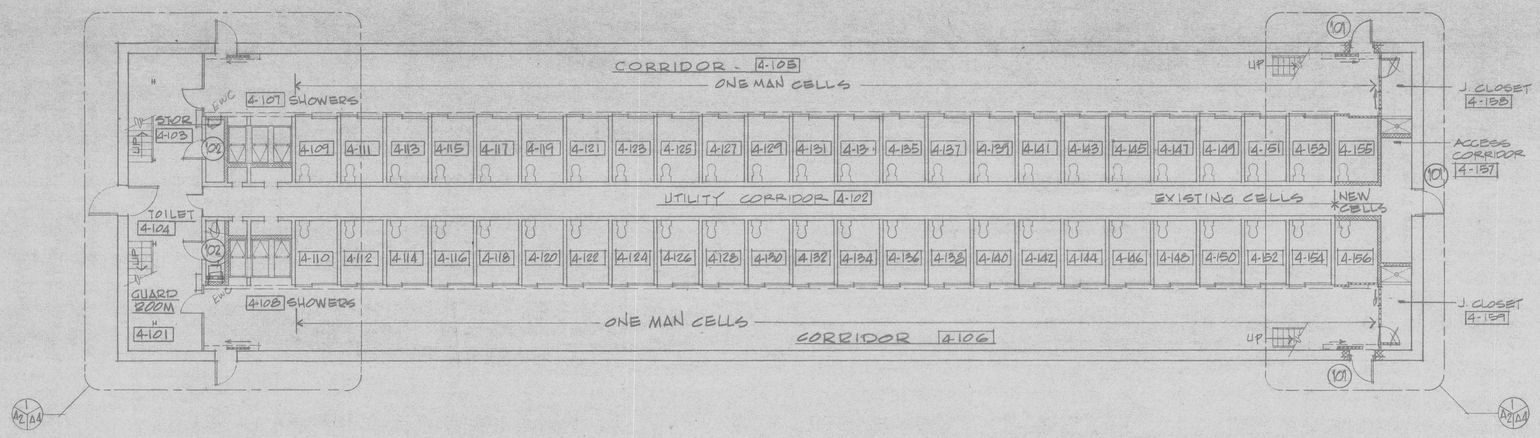

FIRST FLOOR PLAN
SCALE 1/8" = 1'-0"

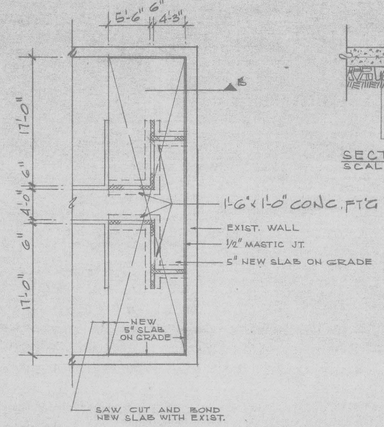

FOUNDATION PLAN
SCALE 1/8" = 1'-0"

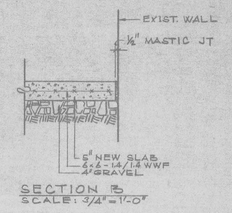

SECTION B
SCALE: 3/4" = 1'-0"

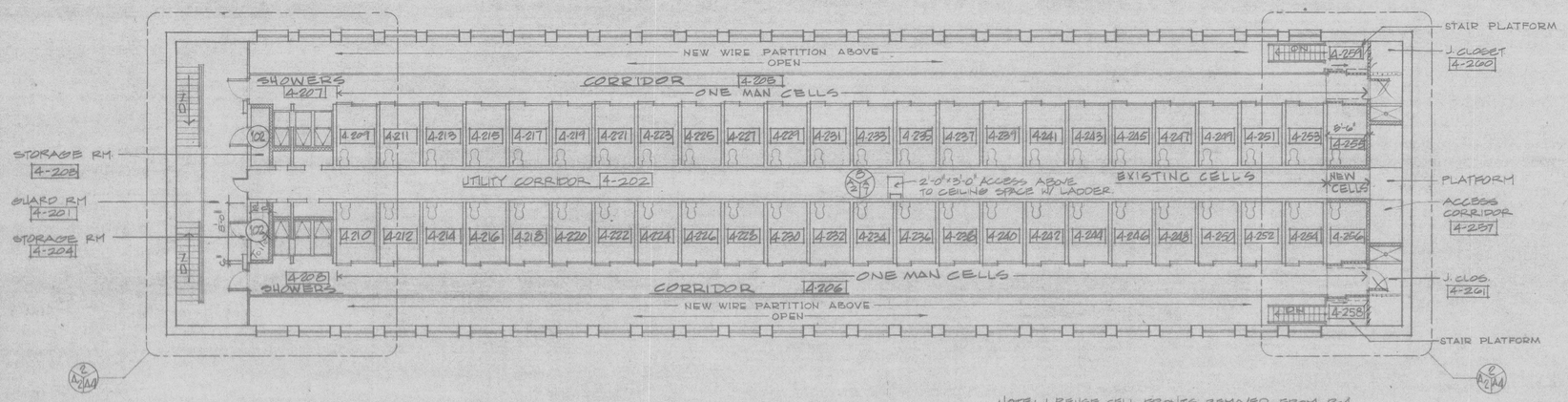

SECOND FLOOR PLAN
SCALE 1/8" = 1'-0"

NOTE: 1. REUSE CELL FRONTS REMOVED FROM P-4 & REUSE FOR CELLS 4-133, 4-136, 4-235, 4-236
2. INSTALL NEW ELECTRICAL DOOR OPERATORS FOR EXISTING CELL DOORS ON FIRST FLOOR
3. SEE DWG A-1 FOR PARTIAL CEILING PLAN

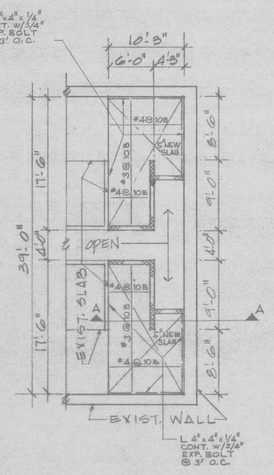

PARTIAL PLAN
SECOND FLOOR SLAB
SCALE: 1/8" = 1'-0"

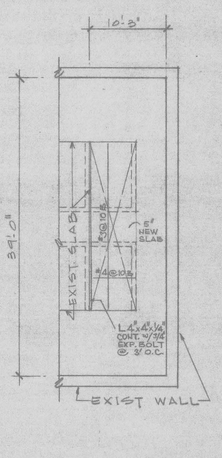

PARTIAL PLAN
CELL ROOF SLAB
SCALE 1/8" = 1'-0"

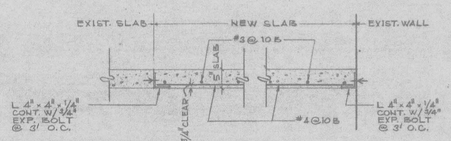

SECTION A-A
SCALE: 3/4" = 1'-0"

NORTH

1/8" = 1'-0" scale 5 0 5 10 15 20 feet

	DESIGNED				
	DRAWN				
	CHECKED				
	CERTIFICATION	REVISION	DATE	DESCRIPTION	BY	APP

PROJECT DRAWINGS

FLOOR PLAN BUILDING P4

RENOVATION OF BUILDINGS P2, P4, P6
MAXIMUM SECURITY AREA
DEPT OF CORRECTIONS

DRAWING NO A-2

ASSISTANT DIRECTOR FOR BUREAU OF DESIGN AND ENGINEERING
DATE

REGISTRATION NO A-1609
DATE 1/843

ARCHITECT
DATE

LBC&W VIRGINIA ARCHITECTS ENGINEERS PLANNERS

GOVERNMENT OF THE DISTRICT OF COLUMBIA
DEPARTMENT OF GENERAL SERVICES

PROJECT NO 1238471
DATE 5-22-1979
SHEET 6 OF 21