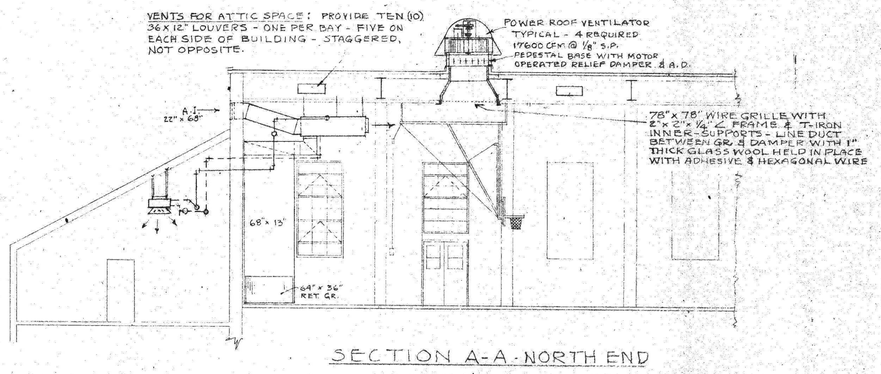


SECTION A-A · NORTH END

SCALE 1/8" = 1'-0"

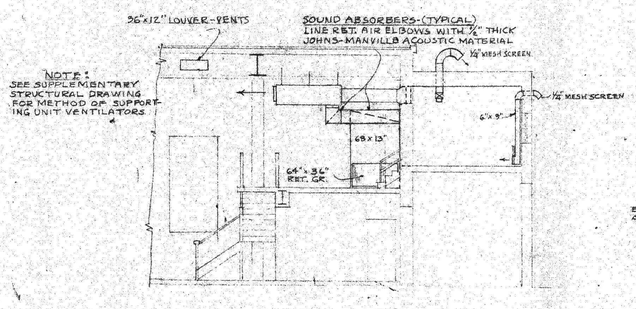


SECTION A-A · SOUTH END

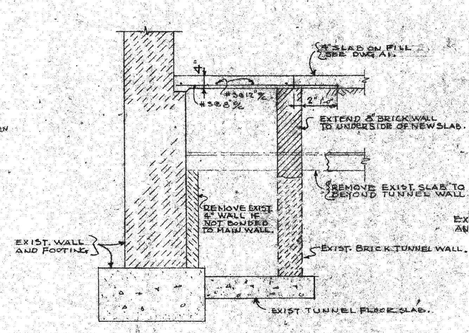


SECTION THROUGH EXISTING TUNNEL

SCALE 1/2" = 1'-0"

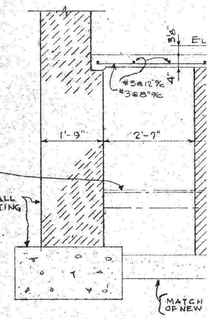


SECTION TH NEW TUN

SCALE 1/2" =

N

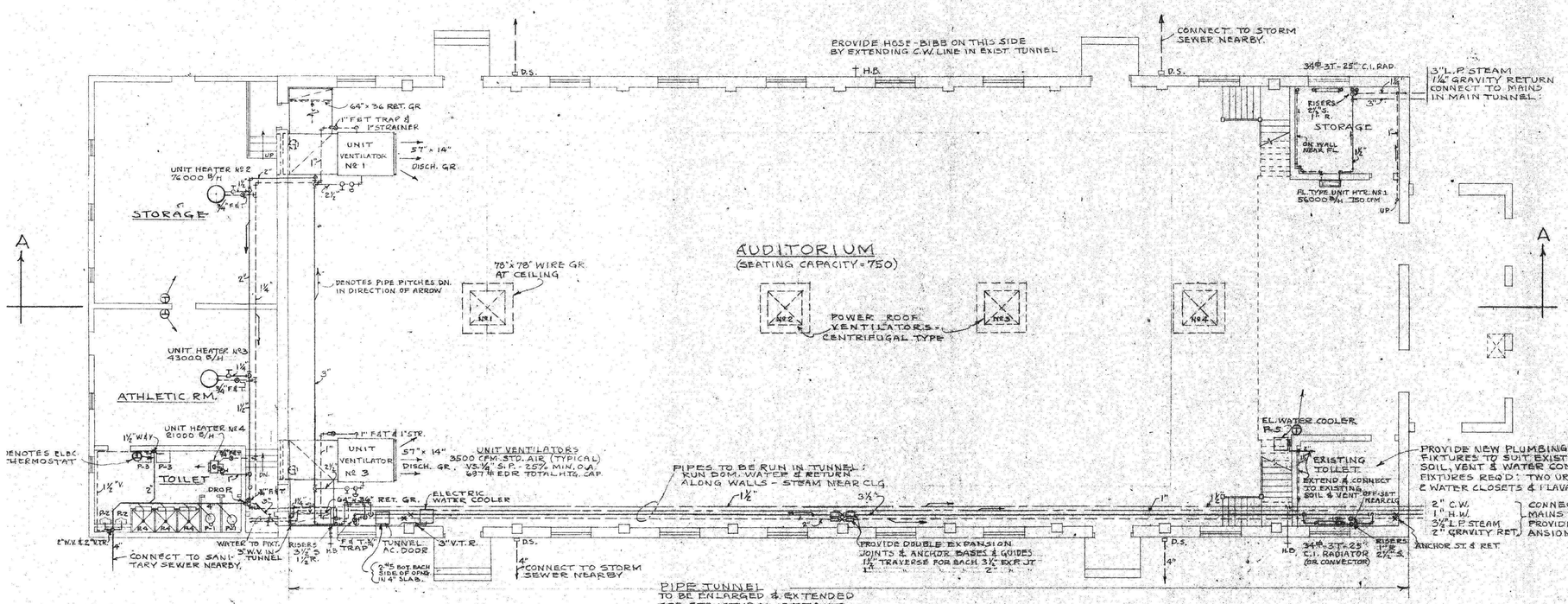


MAIN FLOOR PLAN

SCALE 1/8" = 1'-0"

NOTE: INSULATE ALL HEATING & WATER PIPES. PROVIDE EXTRA CANVAS JACKETS IN FINISHED ROOMS AND WATER PROOF FELT WRAPPING IN TUNNELS.

NOTE: FOR EQUIPMENT SPECIFICATION DATA, SEE TYPEWRITTEN COPY OF "LIST OF MECHANICAL EQUIPMENT REQUIRED FOR PROJECT".

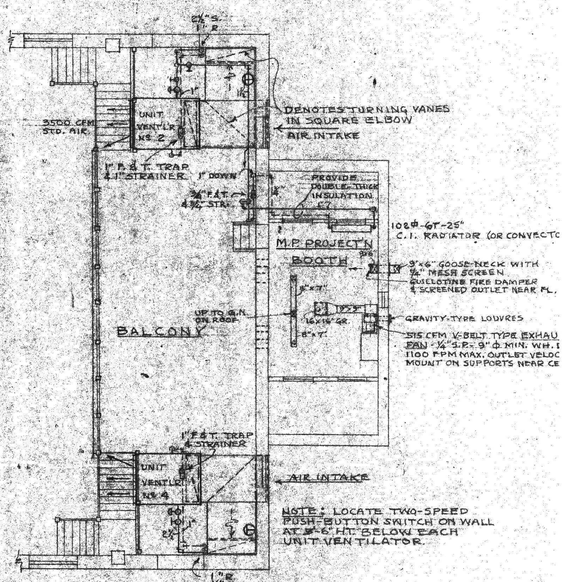


PLAN AT BALCONY LEVEL

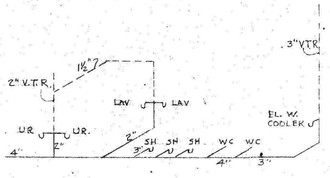


PLUMBING RISER DIAGRAM

NO SCALE

HEATING, VENTILATING & PLUMBING S

Designed BHW
Drawn BHW
Checked WRH
Branch Chief
Date 4-28-58
Revisions

RECONSTRUCTION OF AUDITORIUM
D.C. REFORMATORY
LORTON, VIRGINIA

CHIEF OF DESIGN & ENGINEERING DIVISION

GOVERNMENT OF THE DISTRICT OF COLUMBIA
DEPARTMENT OF BUILDINGS AND GROUNDS
OFFICE OF DESIGN AND ENGINEERING