



Public Engagement and Capital Projects

November 28, 2023

Why

Capital projects impact everyone and is an opportunity to **establish trust, strengthen relationships, and build support.**



Our Goal

- Establish consistency in communication and engagement for all capital projects
- Improve communication and outreach
- Encourage public participation in this process
- Build understanding



Developing the Framework

Timeline:

- Research (Summer 2022):
 - Stakeholder Listening Sessions
 - Review of past processes (2017-2021)
 - Reports and data from past boundary discussions
- Develop Framework (Fall 2022)
- Introduced (Winter/Spring 2023)

Stakeholders:

- FCPS Facilities Staff
- School Board Members
- FCPS Leadership (RAS, EP)
- PTO/PTA Representatives
- Facilities Planning Advisory Council
- Principals



Introducing the Framework

Armstrong ES (Planning/Design)
Bonnie Brae ES (Planning/Design)
Bren Mar Park ES (Planning/Design)
Brookfield ES (Planning/Design)
Crossfield ES (Planning/Design)
Dranesville ES (Planning/Design)
Dunn Loring Center (Planning/Design)
Falls Church HS (Construction)
Herndon ES (Planning/Design)

Justice HS (Construction)
Lees Corner ES (Planning/Design)
Mosaic ES (Planning/Design)
Wakefield Forest ES (Construction)
Willow Springs ES (Planning/Design)



Key Elements of the Framework

Capital Project Webpage

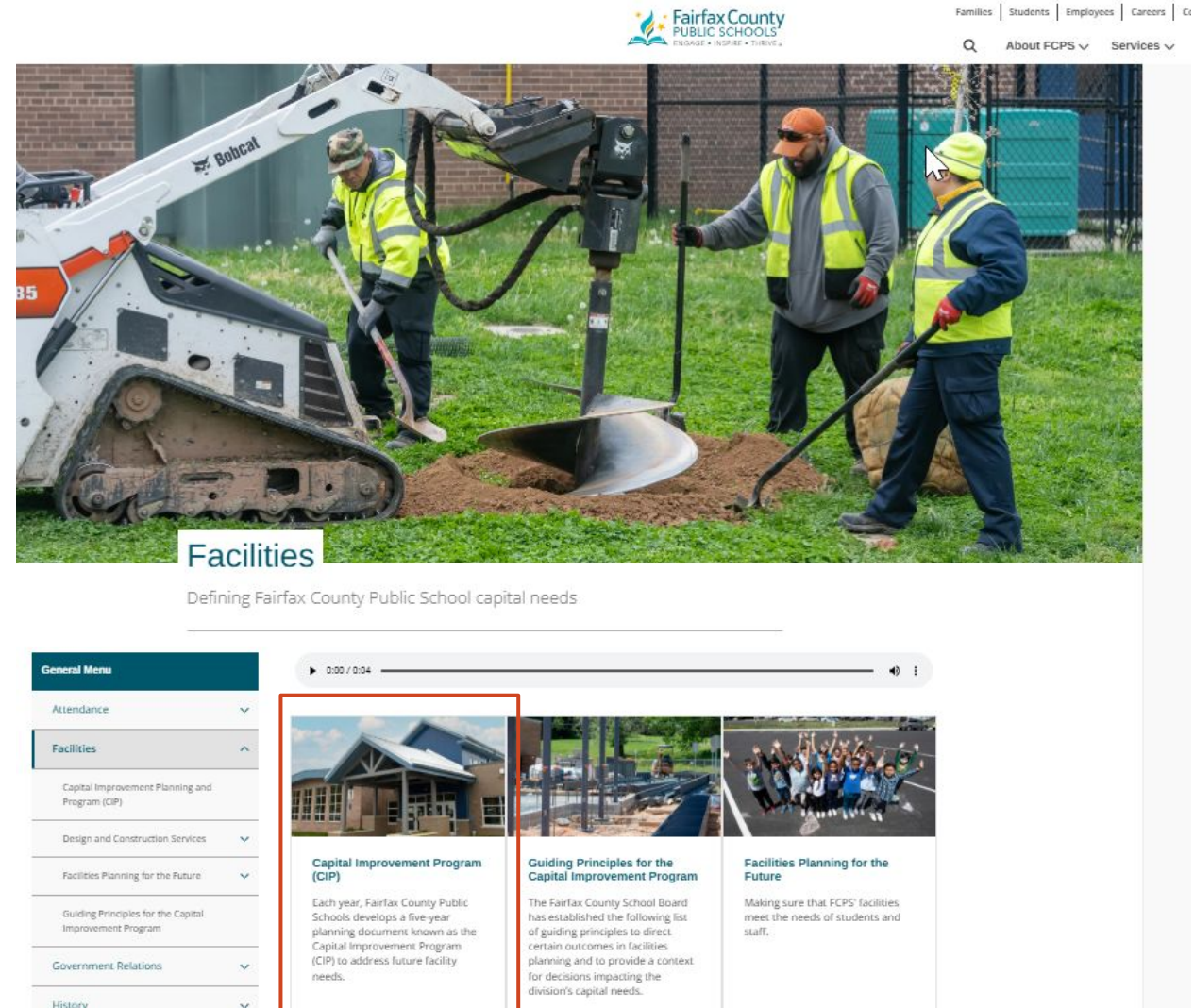
- Permanent link to this page from the “About FCPS tab” Facilities page

Capital Project Mailing List

Online Feedback Forms

Community Meetings

Timely and Direct Communication



The screenshot displays the Fairfax County Public Schools website. At the top, the logo and navigation links (Families, Students, Employees, Careers, etc.) are visible. Below the header is a large image of construction workers in safety gear using a Bobcat excavator to dig a hole in a grassy area. A video player is embedded below the image, showing a video titled "Facilities" with the subtitle "Defining Fairfax County Public School capital needs". The video player includes a progress bar and a volume icon. To the left of the video player is a "General Menu" with a list of links: Attendance, Facilities (highlighted), Capital Improvement Planning and Program (CIP), Design and Construction Services, Facilities Planning for the Future, Guiding Principles for the Capital Improvement Program, Government Relations, and History. Below the menu, there are three columns of content. The first column, titled "Capital Improvement Program (CIP)", is highlighted with a red box and contains text about the five-year planning document. The second column, titled "Guiding Principles for the Capital Improvement Program", contains text about the list of guiding principles. The third column, titled "Facilities Planning for the Future", contains text about meeting the needs of students and staff.

Facilities

Defining Fairfax County Public School capital needs

General Menu

- Attendance
- Facilities
- Capital Improvement Planning and Program (CIP)
- Design and Construction Services
- Facilities Planning for the Future
- Guiding Principles for the Capital Improvement Program
- Government Relations
- History

Capital Improvement Program (CIP)

Each year, Fairfax County Public Schools develops a five-year planning document known as the Capital Improvement Program (CIP) to address future facility needs.

Guiding Principles for the Capital Improvement Program

The Fairfax County School Board has established the following list of guiding principles to direct certain outcomes in facilities planning and to provide a context for decisions impacting the division's capital needs.

Facilities Planning for the Future

Making sure that FCPS' facilities meet the needs of students and staff.

Capital Project Webpage

Unique to each project/school.

Regularly updated.

Project details, history, and what's coming up.

fcps.edu/building-our-future-capital-project-status

Current Capital Projects

The schools listed below are some of the currently funded projects, which are underway based on their order in the Renovation Queue Status.



[Armstrong ES](#)



[Bonnie Brae ES](#)



[Bren Mar Park ES](#)



[Brookfield ES](#)



[Centreville HS](#)



[Cooper MS](#)



[Crossfield ES](#)



[Dranesville ES](#)



[Dunn Loring ES](#)



[Falls Church HS](#)



[Frost MS](#)



[Herndon ES](#)

Project Mailing List

Subscribe via News You Choose.

Receive updates direct to inbox.



News You Choose

- ☐ **Capital Projects (School Construction)** 
- ☐ Armstrong Elementary School Construction 
- ☐ Bonnie Brae Elementary School Construction 
- ☐ Bren Mar Park Elementary Construction 
- ☐ Brookfield Elementary School Construction 
- ☐ Centreville High School Construction 
- ☐ Crossfield Elementary School Construction 

Online Feedback Form


Open throughout various stages of the project and coincide with community meetings.

Open for two-weeks following a community meeting.

Feedback can be shared via email when forms are not open using the same “Give Feedback” button on project web pages.

Falls Church High School Construction Feedback

Please share your feedback



Thank you for your interest in providing input. Please note:

- Your input will inform the Fairfax County School Board and FCPS staff on the community's view of the project and design process to date.
- Staff and school board consider all feedback but do not provide individual responses.
- Updates are available on the Falls Church High School project webpage: www.fcps.edu/falls-church-high-capital-project.

This feedback form will be open October 23, 2023, 6:30 p.m. through November 6, 2023, 10 p.m.

Give Feedback

Community Meetings

Essential to the process.

Happen throughout project phases.

Learn about the project, ask questions, share feedback and input.



What to Expect at a Community Meeting

- Presentation by FCPS staff and project team
- Q&A
- Typical topics include:
 - Project scope
 - Current project status
 - What's coming up next
 - Logistical information such as parking, site circulation, and continuity of learning
 - How to give feedback
 - Where to get more information

Timely and Direct Communication

Email

- eNotify

- News You Choose

Web page updates

Outreach to neighbors and community

Outreach to Fairfax County Board of Supervisors and Planning Commission

Timely and Direct Communication

School families

School employees

Neighbors

Community organizations and businesses

County officials

Standards

- Language interpretation and translation provided in correspondence languages at or above 1% of the school community.
- Outreach to neighbors, businesses, and community organizations within a one mile radius of the school.
- Public engagement opportunities such as community meetings will be shared with the public within two weeks (minimum) of the event date.

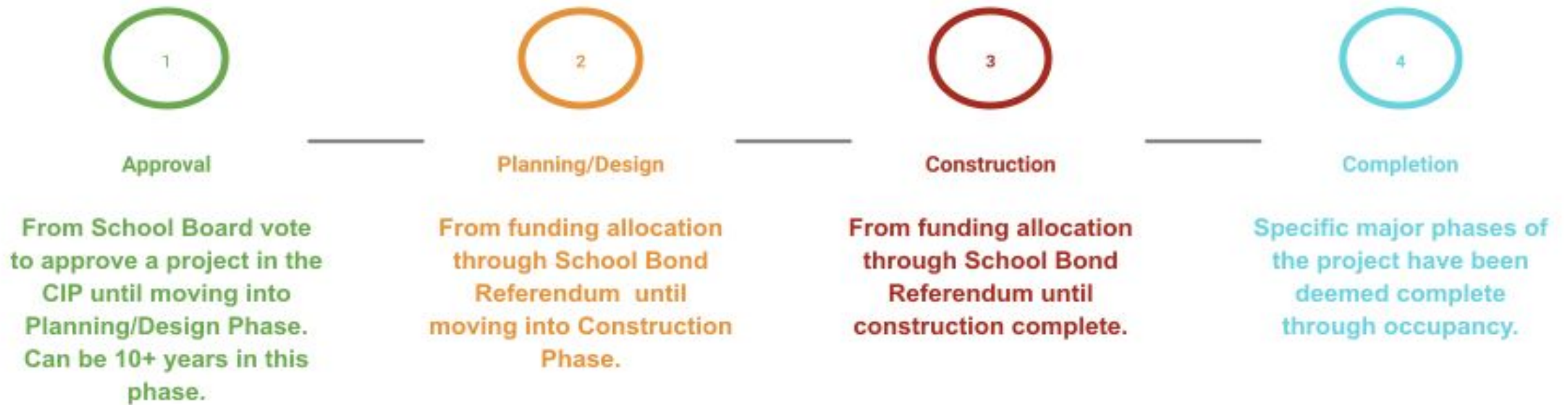
Interconnected Work

Capital Improvement Program
Update (annual)

Bond Referendum (biennial)



Project Phases



Phase 1: Project Approval

Starts when the School Board votes to approve a project in the Capital Improvement Program.

This can be 10+ years prior to the project moving into the Planning/Design Phase or when site acquisition takes place.



Phase 1: Project Approval

Public Input, Feedback, Engagement

- Community Meetings
 - First meeting scheduled as soon as possible when project is approved and before Planning Commission meetings/action.
 - Additional meetings may be held for updates.
- Online Feedback Form
- Design Feedback and Engagement Committee (new projects)
- District Land Use Committee Meeting (if necessary)
- Planning Commission Public Hearing (for 2232/Land Use Applications, if necessary)
- Board of Supervisors Public Hearing (if required)

Public feedback during the approval phase is used to measure community interest and concerns, and provide preliminary input on how the project can meet needs.

Phase 2: Planning/Design


Starts when the funding for a project planning/design has been allocated through the School Bond Referendum (every two years).



Phase 2: Planning/Design

Public Input, Feedback, Engagement

- Community Meetings
 - First of these meetings typically 9-12 months from project start.
 - Second meeting may be held for updates (generally one month after the first meeting).
- Online Feedback Form
- Design Feedback and Engagement Committee Meetings



Key time for public input

Public input/comment on design will be accepted up to the two-week period following the designated community meeting.

Major changes at that point would cause significant cost increases and delays in project timelines.

Phase 2: Construction

Starts when the funding for project construction has been allocated through the School Bond Referendum (every two years).



Phase 3: Construction

Public Input, Feedback, Engagement

- Community Meetings
 - One meeting prior to the start of construction.
 - Subsequent meetings for phase transitions and as needed to address changes and/or concerns.
- Online Feedback Form

Public feedback during construction is used to determine the impact of construction on the community and awareness of any concerns.

Phase 4: Completion

Starts when specific major phases of the project have been deemed complete, through occupancy.



Phase 4: Completion

Public Input, Feedback, Engagement

- Celebration of Completion
- Online Feedback Form

Public feedback after completion lets us know how the entire project impacted the community and ways we can continue to improve.

Project Changes

A significant change to the project after it has been presented to the public, in any phase of the process.



Project Changes

Public Input, Feedback, Engagement






Community Meeting

Scheduled as quickly as possible when change is identified.

Online Feedback Form

Public feedback during significant changes is used to measure community interest and concern, will indicate level of follow up needed.

Engagement Process for Capital Projects

Project Phase	When	Public Feedback	Highlights
Phase 1: Approval 	From School Board vote to approve a project in the CIP until moving into Planning/Design Phase. Can be 10+ years in this phase.	Used to measure community interest and concerns, and provide preliminary input on how the project can meet needs.	Inform: Project web page launch, annual update (minimum) Feedback: Comment/Questions (informational) Engage: Community meetings to set expectations Collaborate: School Board/advisory groups & staff, Planning Commission, Board of Supervisors
Phase 2: Planning And Design 	From funding allocation through School Bond Referendum until moving into Construction Phase.	Will be accepted up to two-weeks after the designated community meeting. Major changes at that point would cause significant cost increases and delays in project timelines.  Key time for public input	Inform: Updates & engagement opportunities Input: Planning & design input Engage: Community meetings (1-2), Design Feedback and Engagement Committee, outreach to specific communities Collaborate: School Board/advisory groups & staff, Planning Commission, Board of Supervisors
Phase 3: Construction 	From funding allocation through School Bond Referendum until construction complete.	Used to determine the impact of construction on the community and awareness of any concerns.	Inform: Construction site issues, how share concerns Feedback: Support, gaps in communication, etc. Engage: Community meetings as needed Collaborate: School Board/advisory groups & staff, Planning Commission, Board of Supervisors
 Phase 4: Completion	Specific major phases of the project have been deemed complete through occupancy.	Used to indicate how the project impacted the community and ways we can continue to improve.	Inform: Notification of completion and appreciation Feedback: Experience, opportunities for improvement Engage: Celebration of Completion Collaborate: School Board/advisory groups & staff, Planning Commission, Board of Supervisors

Relevant Links

Building Our Future:
Capital Projects



Capital Improvement
Program



Bond Referendum
2023



