

Fairfax County Police Department  
Internal Affairs Bureau  
2018 Annual Statistical Report



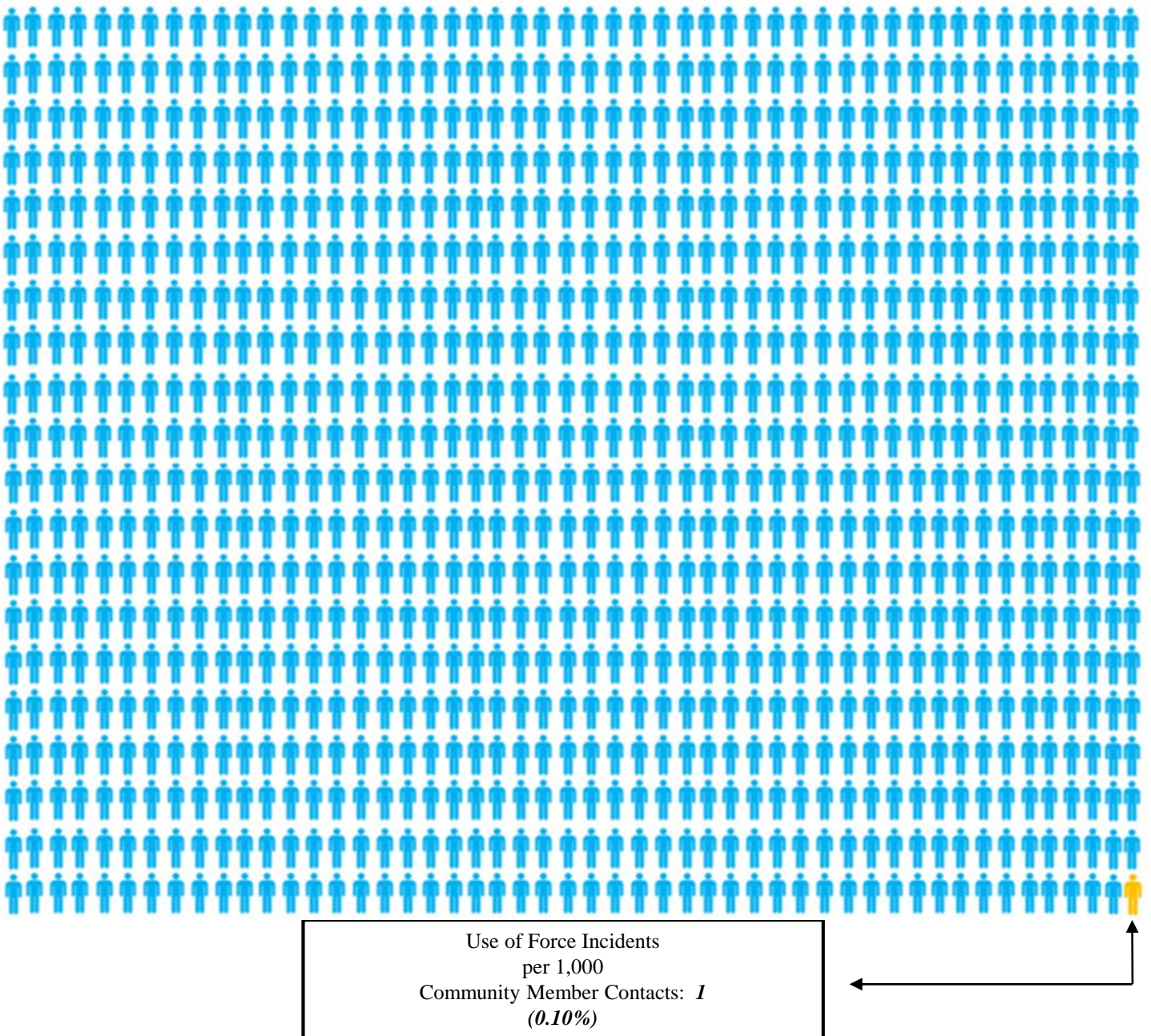
Submitted by Major Gervais Reed  
Commander, Internal Affairs Bureau

# Executive Summary

Accountability and transparency are essential towards maintaining the trust between the Fairfax County Police Department and the community members we serve. The following report is intended to provide a summary of information tracked by the Fairfax County Police Department's Internal Affairs Bureau. The report is divided into three sections: administrative investigations, disciplinary actions, and the use of force summary. The statistics provided in this report are based upon incidents that occurred in 2018 and that have been closed as of May 20, 2019.

While this report provides information on incidents involving a reported use of force, the statistics show that the majority of contacts between officers and community members do not result in a use of force. In 2018, there were 491,700 contacts between officers and community members. Of those contacts, there were 510 use of force incidents which equates to 0.10% of the total contacts. Complete statistical information on agency activities is available on the Chief's Page under [Crime Statistics](#).

## 2018 Community Member Contacts Vs. Use of Force Incidents



*\*Community members include individuals that live, work, shop, and travel in Fairfax County and is not based solely on residency.*

The Fairfax County Police Department uses a comprehensive system utilizing 28 different categories to identify and measure uses of force. It should be noted that several categories can be counted in a single use of force incident and multiple officers often respond to a single incident. As a result, the number of involved officers in a use of force incident is often disproportionate to the actual number of use of force incidents that occur. In 2018, there were a total of 1,049 officers involved in 510 reported use of force incidents. Of the 510 use of force incidents, 441 were reviewed by first line supervisors. The remaining 69 use of force incidents resulted in an administrative investigation to ensure that the Fairfax County Police Department complied with use of force policies and procedures. To date, there have been no excessive force litigation cases served on Fairfax County Police Department employees related to events that occurred in 2018. Additional information on use of force incident reviews and investigations can be found in the [Use of Force General Order 540](#).

In 2017, the Fairfax County Board of Supervisors created the Civilian Review Panel, as well as, the Independent Police Auditor position, both acting as an additional layer of accountability and transparency. Both the Civilian Review Panel and the Independent Police Auditor serve as independent forums to objectively and impartially review investigations of complaints involving the Fairfax County Police Department. In 2018, the Civilian Review Panel conducted three reviews of investigations involving complaints made against the department. All three of the Civilian Review Panel's reviews concurred with the department's original investigative findings. In addition, the Independent Police Auditor has reviewed 12 incidents for 2018. Seven incident reviews by the Independent Police Auditor are currently in active review while the other five reviews concluded with no wrong-doing on part of the involved Fairfax County Police Department employees. Additional information for the Independent Police Auditor's review can be found in the [2018 Annual Report of the Fairfax County Independent Police Auditor](#).

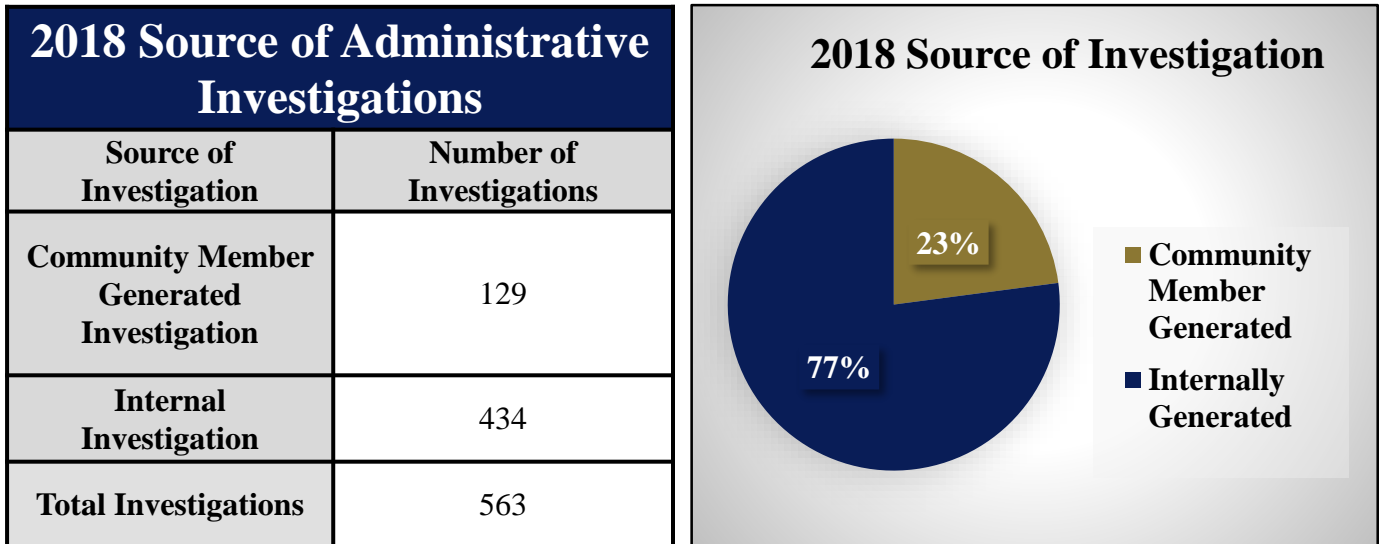
Prior to 2016, the Internal Affairs Bureau recorded community member demographics based upon the five race categories established by the Census Bureau. However, this method did not provide a specific category for the Hispanic population. While Hispanic is considered an ethnicity, not a race, both the 2016 and 2017 use of force reports include a category for Hispanic community members.

This report also provides population data provided by the Fairfax County Department of Neighborhood and Community Services via the [Demographic Reports 2018](#), which recorded the total county population at 1,152,873. The following report will provide detailed information on use of force incidents involving individuals residing both within and outside of Fairfax County. There were 558 individuals involved in use of force incidents in 2018. Of those 558 individuals, 325 reside within Fairfax County and 233 reside outside of the county.

The information contained in this report may be disseminated outside of the department. Questions regarding this information should be directed to the Internal Affairs Bureau at (703) 246-2793.

Major Gervais Reed  
Commander, Internal Affairs Bureau

## Administrative Investigation Summary



<b>2018 Most Common Allegations</b>	
Allegation Type	Number of Allegations
Bias Based Policing	38
Criminal	11
Equipment Care	28
Human Relations	36
Performance of Duty	22
Prisoner Safety	20
Reporting for Duty	26
Standards of Conduct	19
Use of Force	71
Vehicle Operation	262

\*Additional information can be found on the [Fairfax County Police Department 2018 Annual Report](#). (pg. 36)

## 2018 Administrative Investigations Handled By Division/Bureau

Division/Bureau	Number of Administrative Investigations
Internal Affairs Bureau	91
Animal Control Division	10
Community Resources Division	3
Criminal Intelligence Division	1
Criminal Justice Academy	1
Cyber Division	3
Fair Oaks District Station	39
Forensics Division	3
Franconia District Station	58
Helicopter Division	1
Information Technology Bureau	1
Major Crimes Division	19
Mason District Station	45
McLean District Station	48
Media Relations Bureau	2
Mount Vernon District Station	77
Organized Crime and Narcotics Division	12
Patrol Bureau I	3
Patrol Bureau III	2
Personnel Resources Division	4
Planning and Research Bureau	4
Resource Management Bureau	1
Reston District Station	23
Special Operations Division	23
Sully District Station	31
Traffic Division	22
West Springfield District Station	36
<b>Total Investigations</b>	<b>563</b>

NOTE: The following chart depicts the results of all allegations investigated in 2018 by entity. An administrative investigation case may contain multiple allegations. The results of each allegation are categorized per [General Order 301](#) as sustained, not sustained, in compliance, or unfounded.

<b>2018 Results of Allegations by Employee Assignment</b>					
<b>Division/Bureau</b>	<b>Sustained</b>	<b>Not Sustained</b>	<b>In Compliance</b>	<b>Unfounded</b>	<b>Total Allegations</b>
<b>Animal Control Division</b>	7	0	1	2	10
<b>Community Resources Division</b>	3	0	0	1	4
<b>Criminal Intelligence Division</b>	0	0	1	0	1
<b>Criminal Justice Academy</b>	1	0	0	1	2
<b>Cyber Division</b>	2	0	1	0	3
<b>Fair Oaks District Station</b>	16	0	26	9	51
<b>Forensics Division</b>	0	0	3	0	3
<b>Franconia District Station</b>	22	3	26	10	61
<b>Helicopter Division</b>	0	0	1	0	1
<b>Information Technology Bureau</b>	1	0	0	0	1
<b>Internal Affairs Bureau</b>	0	0	1	1	2
<b>Major Crimes Division</b>	5	0	8	0	13
<b>Mason District Station</b>	29	0	17	4	50
<b>McLean District Station</b>	23	0	25	4	52
<b>Media Relations Bureau</b>	1	0	1	1	3
<b>Mount Vernon District Station</b>	34	0	42	10	86
<b>Organized Crime and Narcotics Division</b>	5	0	8	1	14
<b>Patrol Bureau I</b>	0	0	2	0	2
<b>Patrol Bureau III</b>	0	0	3	0	3
<b>Personnel Resources Division</b>	0	0	0	1	1
<b>Planning and Research Bureau</b>	2	1	1	0	4
<b>Resource Management Bureau</b>	2	0	0	1	3
<b>Reston District Station</b>	10	0	10	2	22
<b>Special Operations Division</b>	6	0	15	0	21
<b>Sully District Station</b>	11	0	17	5	33
<b>Traffic Division</b>	9	0	12	3	24
<b>West Springfield District Station</b>	24	0	22	5	51

\*The above chart reflects the findings received during administrative investigations that have concluded as of 5/20/2019.

## Disciplinary Action Summary

<b>2018 Disciplinary Actions By Violation*</b>				
Violation Type	Oral Reprimand	Written Reprimand	Suspension	Resignation/ Termination
Bias Based Policing <a href="#">(General Order 201)</a>	0	0	0	0
Custody of Property	8	0	0	0
Equipment Care and Maintenance	14	0	0	0
Ethics and Integrity <a href="#">(General Order 001)</a>	0	0	0	6
Human Relations	3	1	1	0
Insubordination	0	0	1	0
Operation of Police Vehicle	108	13	5	0
Performance of Duty	7	2	0	0
Prisoner Safety	0	0	0	0
Reporting for Duty	20	1	2	0
Standard of Conduct	4	0	1	3
Use of Force	1	1	0	0

*\*The above chart reflects the disciplinary actions received during administrative investigations that have concluded as of 5/20/2019.*

## 2018 Dissatisfaction With Service Complaints by Employee Assignment

Employee Assignment	Number of Service Complaints
Animal Control Division	4
Community Resources Division	2
Criminal Intelligence Division	1
Criminal Justice Academy	1
Fair Oaks District Station	25
Franconia District Station	15
Major Crimes Division	9
Mason District Station	20
McLean District Station	16
Mount Vernon District Station	24
Patrol Bureau I	1
Patrol Bureau III	0
Personnel Resources Division	0
Planning and Research Bureau	0
Resource Management Bureau	1
Reston District Station	16
Sully District Station	14
Traffic Division	3
Unknown* (Complaints made against unknown officers)	4
West Springfield District Station	26
<b>Total</b>	<b>182</b>

*\*It should be noted that some complaints did not involve a specific employee, only a dissatisfaction with a policy, procedure, or practice. Some complaints were not specific and employees could not be identified. In addition, some complaints involved more than one employee, therefore, the number of employees will differ from the number of complaints.*



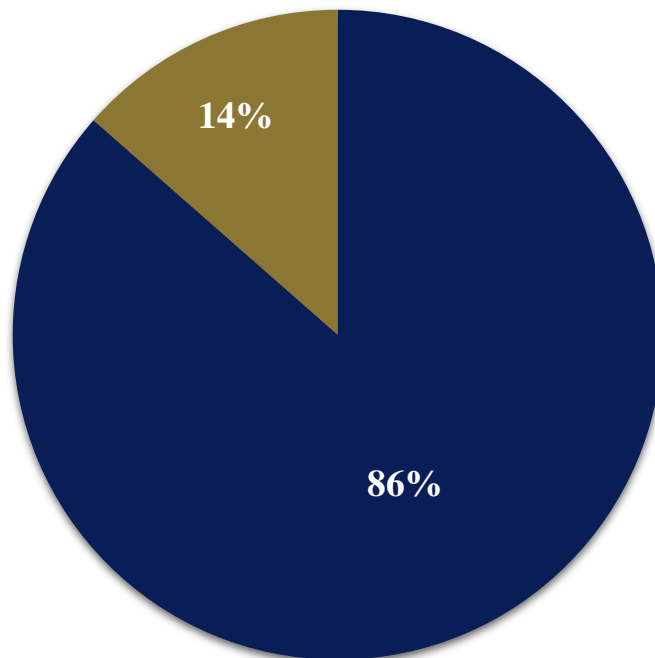
# Use of Force Summary

<b>Results of Use of Force Incident Investigations and Reviews 2018</b>		
<b>Use of Force Investigations/Reviews and Outcomes</b>	<b>2017</b>	<b>2018</b>
<b>Administrative Investigation with Sustained Violations</b>	0	2
<b>Administrative Investigation with In Compliance Outcome</b>	54	67
<b>Supervisory Review Documented With Use of Force Supplemental Report</b>	438	441
<b>Total</b>	<b>492</b>	<b>510</b>

*\*The above chart reflects use of force administrative investigations that have concluded as of 05/20/2019. Please note that there can be more than one allegation in an investigation, therefore, the number of allegations may not always be equal to the number of investigations.*

*NOTE: Incidents involving less lethal uses of force, with non-serious injuries, will be investigated by a supervisor and documented through a use of force supplemental police report ([Use of Force General Order 540](#)).*

## **2018 Use of Force Incident Investigations and Reviews**



- Use of Force Supervisory Review
- Use of Force Administrative Investigations

## Assault on Law Enforcement Officers Summary

The FBI reported that 55 law enforcement officers were feloniously killed in 2018. While the FBI has released the number of officers killed in 2018, they have yet to release the total number of officers assaulted in 2018. In 2017, the FBI reported that 60,211 of the nation's law enforcement officers were assaulted. This is a 5.3% increase from the 57,180 assaults that occurred on law enforcement officers nationally in 2016. In 2015, the number of assaults on the nation's law enforcement officers was 50,212. These numbers demonstrate an increasing trend of assaults on law enforcement officers nationwide. The national rate of assaults on officers in 2017 was 10.1 assaults per 100 officers.

In 2018, there were 190 assaults on Fairfax County Police Department officers. This is a decrease of 13.64% from the 220 assaults on Fairfax County police officers in 2017.

*\*Additional statistical information on law enforcement officers assaulted and killed in the line of duty can be found in the [FBI's LEOKA 2018 Annual Report](#).*

<b>Fairfax County Officers Involved in a Use of Force Incident 2018</b>	
<b>Total Number of Officers Involved in a Use of Force</b>	1,049
<b>Total Number of Use of Force Incidents</b>	510

*\*It should be noted that multiple officers often assist in the same use of force incident.*

<b>Assault on Fairfax County Law Enforcement Officers and Attempted Capital Murder Incidents</b>			
Incident Type	2016	2017	2018
Aggravated Assault on LEO	11	11	9
Simple Assault on LEO	137	208	181
Attempted Capital Murder on LEO	1	1	0
<b>Grand Total</b>	<b>149</b>	<b>220</b>	<b>190</b>

## 2018 Use of Force Reports by Officer Assignment

Officer Assignment	Number of Use of Force Reports
<b>Criminal Intelligence Division</b>	4
<b>Fair Oaks District Station</b>	38
<b>Franconia District Station</b>	37
<b>Major Crimes Division</b>	4
<b>Mason District Station</b>	57
<b>McLean District Station</b>	86
<b>Mount Vernon District Station</b>	71
<b>Organized Crime and Narcotics Division</b>	88
<b>Reston District Station</b>	21
<b>School Resource Officers</b>	3
<b>Special Operations Division</b>	13
<b>Sully District Station</b>	41
<b>Traffic Division</b>	17
<b>West Springfield District Station</b>	30
<b>Total</b>	<b>510</b>

## 2014 - 2018 Use of Force Incidents Reported

Type of Report	2014	2015	2016	2017	2018
Community Member Generated Report	18	15	7	10	14
Internal Supplemental Police Report	547	524	493	482	496
<b>Total Incidents Reported</b>	<b>565</b>	<b>539</b>	<b>500</b>	<b>492</b>	<b>510</b>

*NOTE: Incidents involving less lethal uses of force, with non-serious injuries, will be investigated by a supervisor and documented through a use of force supplemental police report ([Use of Force General Order 540](#)).*

## 2018 Community Member Generated Use of Force Investigations Demographics

Community Member Race	Fairfax County Resident		Non-Fairfax County Resident		Total
	Female	Male	Female	Male	
Asian	0	0	0	0	<b>0</b>
Black	0	2	2	2	<b>6</b>
Hispanic	0	1	0	0	<b>1</b>
White	3	4	0	0	<b>7</b>
<b>Total</b>	<b>3</b>	<b>7</b>	<b>2</b>	<b>2</b>	<b>14</b>

*NOTE: Community members include individuals that live, work, shop, and travel in Fairfax County and is not based solely on residency.*

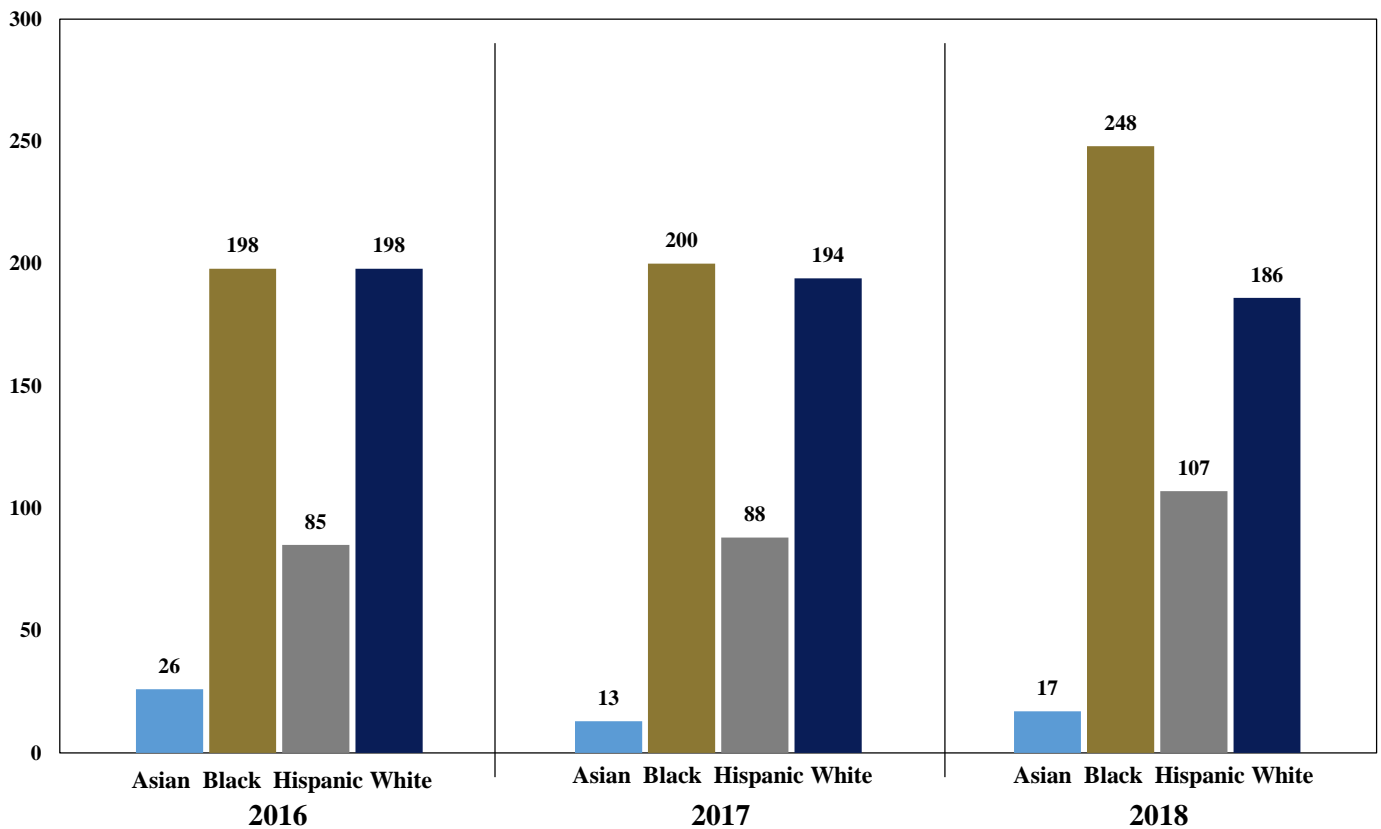
- Of the 14 community members who generated a use of force investigation, 10 were residents of Fairfax County. The nature of those 10 events include narcotics violations, larcenies, assault on LEOs, domestic violence, public intoxication, a shooting event, and an individual experiencing a mental health crisis.
- Four community members who generated a use of force investigation were not residents of Fairfax County and the nature of those events include a DUI, shoplifting, assault on LEO, and obstruction of justice.
- There were no use of force violations found in those 14 investigations.

# Demographics of Community Members Involved in a Use of Force

Community Member Race	2016		2017		2018	
	Female	Male	Female	Male	Female	Male
Asian	6	20	3	10	1	16
Black	33	165	28	172	39	209
Hispanic	12	73	13	75	12	95
White	40	158	38	156	44	142
<b>Grand Total</b>	<b>91</b>	<b>416</b>	<b>82</b>	<b>413</b>	<b>96</b>	<b>462</b>

*NOTE: Community members include individuals that live, work, shop, and travel in Fairfax County and is not based solely on residency. More than one community member may be involved in a use of force incident, resulting in a higher number of involved individuals than actual incidents.*

## Demographics of Community Members Involved in a Use of Force 2016 - 2018



## Demographics of Community Member Population and FCPD Officers

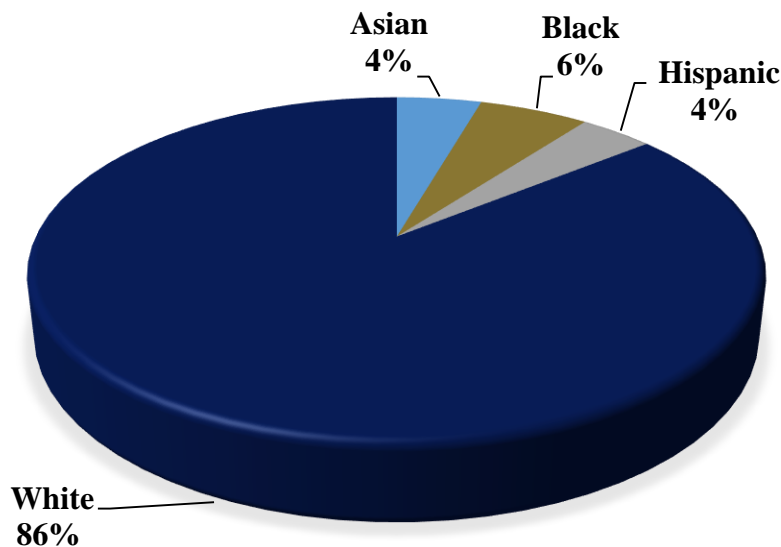
Fairfax County Demographics			FCPD Sworn Officer Demographics				
Race	Persons	Percent	Race	Male	Female	Total	Percent
White	704,405	61.1%	White	995	187	1,182	80.24%
Black	111,829	9.7%	Black	100	16	116	7.88%
Asian and Pacific Islander	224,810	19.5%	Hispanic/Latino	75	19	94	6.38%
American Indian and Alaska Native	3,459	0.3%	Other	73	8	81	5.50%
Other	108,370	9.4%	Total	1,243	230	1,473	100%
Fairfax County Total Population	1,152,873	100.0%					
Hispanic	186,765	16.2%					

\* Population information was derived from Fairfax County Department of Neighborhood and Community Services [Demographic Reports 2018](#)

### Demographics of Officers Involved in a Use of Force

Officer Race	Female	Male	Total
Asian	3	44	47
Black	6	55	61
Hispanic	3	38	41
White	65	835	900
<b>Grand Total</b>	<b>77</b>	<b>972</b>	<b>1,049</b>

\*It should be noted that multiple officers often assist in the same use of force incident.



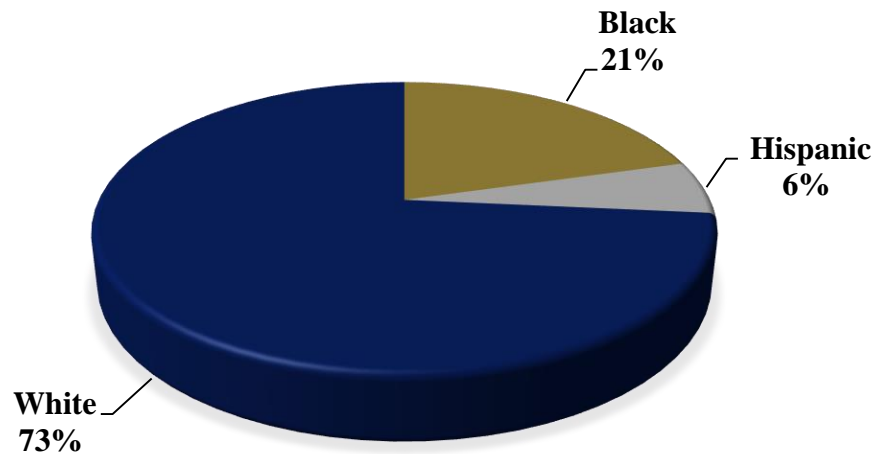
## 2018 Use of Force Incidents Involving Community Members Experiencing a Mental Health Crisis

<b>Calls for Service Involving a Mental Health Crisis (4,810) Incidents Involving a Mental Health Crisis Not Dispatched as a Mental Health Event (1,874) Suicide/Attempted Suicide Events (250)</b>	6,934
<b>Use of Force Incidents Involving Persons Experiencing a Mental Health Crisis</b>	34
<b>Percentage of Use of Force Incidents Involving Persons Experiencing a Mental Health Crisis</b>	0.49%

*The above data captures incidents involving a mental health component. This data includes calls for service, incidents that were closed as a mental health event (not dispatched as a mental health event), and suicide/attempted suicide events.*

### Demographics of Community Members Suspected of Suffering from a Mental Health Crisis Involved in Use of Force Incidents

Race	Female	Male	Total
Asian	0	0	0
Black	1	6	7
Hispanic	1	1	2
White	2	23	25
<b>Total</b>	<b>4</b>	<b>30</b>	<b>34</b>



## 2018 Use of Force Instrument Used by Officer

Instrument	2017 Number of Uses	2018 Number of Uses
Baton/Expandable Baton	13	24
Bean Bag/Sponge Round	1	5
Canine	10	10
Carried	13	7
Discharged Electronic Control Weapon	82	77
Discharged Firearm	1	1
Force to Cuff	228	202
Force to Hold	193	169
Hands on Escort	122	95
Intentional Vehicle Contact	8	7
Oleoresin Capsicum (Pepper Spray)	21	24
Pointed Electronic Control Weapon	30	23
Pointed Firearm	186	205
Precision Immobilization Technique	15	11
Pressure Points	14	15
Ripp Hobble	84	47
Spit Mask Applied	16	3
Stop Sticks Deployed	1	0
Strikes with Hands/Feet	68	81
Tactical Vehicle Intercept/Vehicle Blocking	142	157
Take Down	225	190
<b>Total</b>	<b>1,473</b>	<b>1,353</b>

*\*It should be noted that a use of force incident will often involve more than one instrument or technique, as well as multiple officers.*

### Weapon Type of Community Members Involved in a Use of Force

Firearm	5
Lethal Cutting Instrument	14
Personal Weapon	523
Vehicle	16
<b>Total</b>	<b>558</b>

*\*Personal weapons include individuals using their hands, fist, feet, arms, teeth, etc.*

### Officer Use of Force Instruments Vs. Hands Only Use of Force Techniques

Hands On Techniques Used	1,144
Instruments/Tools Used	209
<b>Total</b>	<b>1,353</b>

*\*Hands on techniques include take downs, force to cuff, hold, escort, pressure points, hand/foot strikes, and carrying. Instruments include electronic control weapons, firearms, vehicle contact, spit masks, canine, OC and hobble restraints.*



## Electronic Control Weapon Use by Officer Assignment

	2014		2015		2016		2017		2018	
	Pointed Only	Deployed	Pointed Only	Deployed	Pointed Only	Deployed	Pointed Only	Deployed	Pointed Only	Deployed
<b>Criminal Investigations Bureau</b>	0	14	0	11	0	14	0	10	0	18
<b>Fair Oaks District Station</b>	10	10	6	6	2	4	5	10	5	2
<b>Franconia District Station</b>	4	14	6	8	5	8	3	8	2	8
<b>Mason District Station</b>	14	12	7	20	3	8	5	18	2	7
<b>McLean District Station</b>	6	13	8	17	8	3	5	5	7	5
<b>Mount Vernon District Station</b>	26	22	10	15	8	11	5	13	2	18
<b>Operation Support Bureau</b>	0	2	1	1	0	2	2	3	3	2
<b>Reston District Station</b>	3	18	6	15	2	3	2	7	0	4
<b>School Resource Officer</b>	0	0	0	0	0	0	0	0	0	0
<b>Sully District Station</b>	4	9	4	4	4	1	1	3	2	7
<b>West Springfield District Station</b>	6	7	8	11	1	10	2	5	0	6
<b>Total</b>	<b>73</b>	<b>121</b>	<b>56</b>	<b>108</b>	<b>33</b>	<b>64</b>	<b>30</b>	<b>82</b>	<b>23</b>	<b>77</b>