



FAIRFAX COUNTY POLICE DEPARTMENT

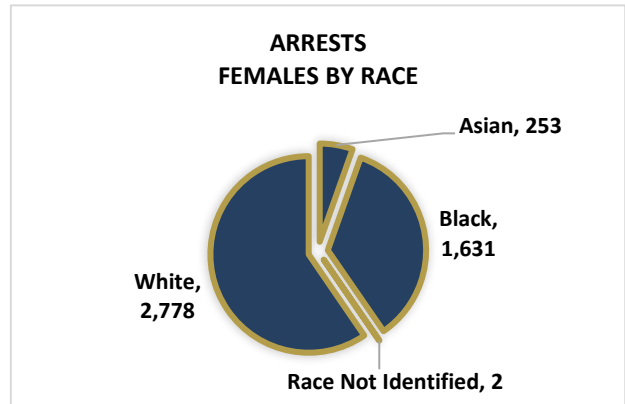
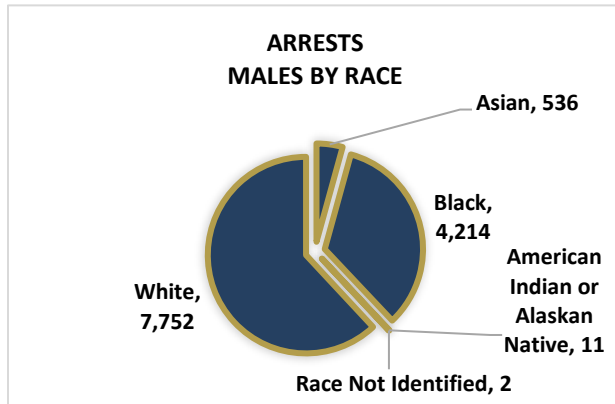
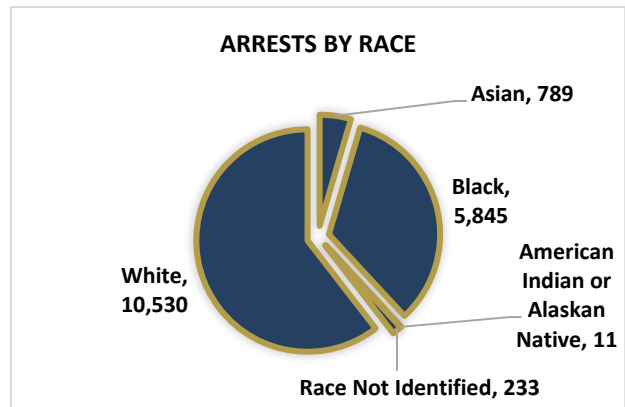
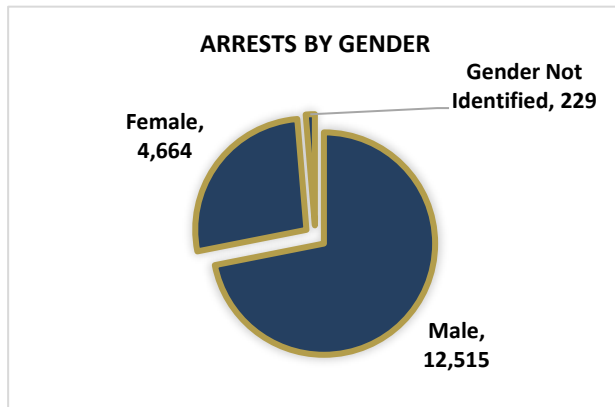
Analytical Summary Report

2019 Arrest Data by Race and Gender

The charts below visually summarize the demographics of the 17,408 individuals who were arrested in 23,999 arrest incidents (34,599 total charges) by Fairfax County Police Officers in Fairfax County, Virginia in 2019

2019		
Race	Arrests	Percent of Total
White	10,530	60.49%
Black	5,845	33.58%
Asian	789	4.53%
American Indian or Alaskan Native	11	0.06%
Race Not Identified	233	1.34%
Total	17,408	100.00%

- 17,408 individuals were arrested during 23,999 arrest incidents with a total of 34,599 charges. Additional information on Incident Based Reporting (IBR) and standards for state reporting can be found [here](#).
- The data coding is standardized by the Virginia State Police and the Federal Bureau of Investigation's NCIC code manuals and Hispanic is not included in these codes as they classify Hispanic as an ethnic indicator, not a race. Effective July 1, 2020, the Virginia State Police will expand their data coding to include Hispanic.
- Data reported reflects all arrests, regardless of the person's actual domicile as a county resident or not.
- Further information on race reporting codes can be found [here](#).



*NOTE: The data presented in this report was extracted from FCPD internal records management systems by the Information Technology Bureau (ITB). Data is representative, but not exhaustive.

