



FAIRFAX COUNTY POLICE DEPARTMENT

Analytical Summary Report

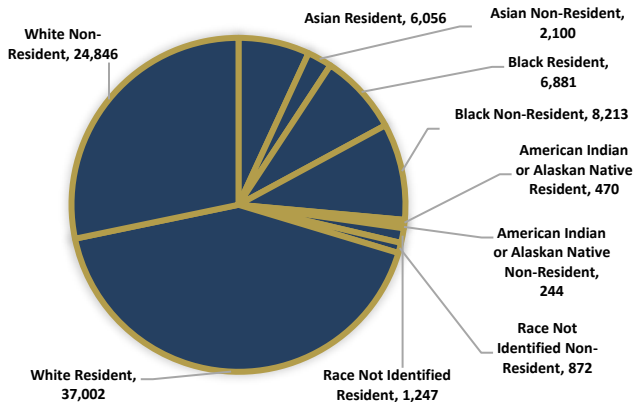
An Overview of 2019 Traffic Citation Data by Residency

The charts below visually summarize the 114,852 traffic citations issued to 87,931 offenders by Fairfax County Police Officers in Fairfax County, Virginia in 2019.

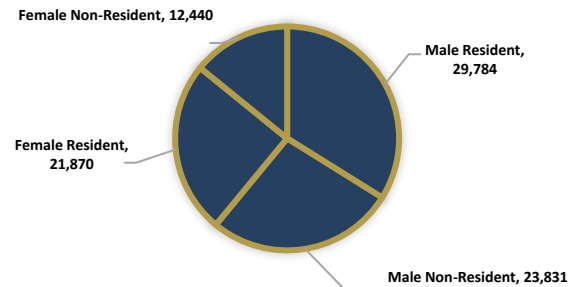
2019 Traffic Citation Offenses					
Race	Resident Offenses		Non-Resident Offenses		Percent of Total
	Count	Percentage	Count	Percentage	
White	47,982	71.61%	32,726	68.39%	70.27%
Black	9,465	14.13%	11,131	23.26%	17.93%
Asian	7,407	11.05%	2,519	5.26%	8.64%
American Indian or Alaskan Native	576	0.86%	297	0.62%	0.76%
Race Not Identified	1,573	2.35%	1,176	2.46%	2.39%
Total	67,003	58.34%	47,849	41.66%	

- The data coding is standardized by the Virginia State Police and the Federal Bureau of Investigation's NCIC code manuals and Hispanic is not included in these codes as they classify Hispanic as an ethnic indicator, not a race. Effective July 1, 2020, the Virginia State Police will expand their data coding to include Hispanic.
- Further information on race reporting codes can be found [here](#).

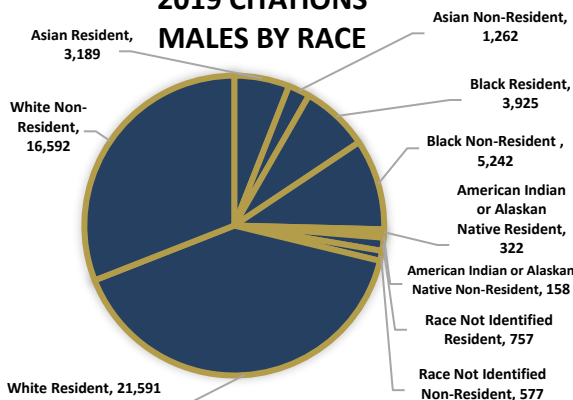
2019 CITATIONS BY RACE



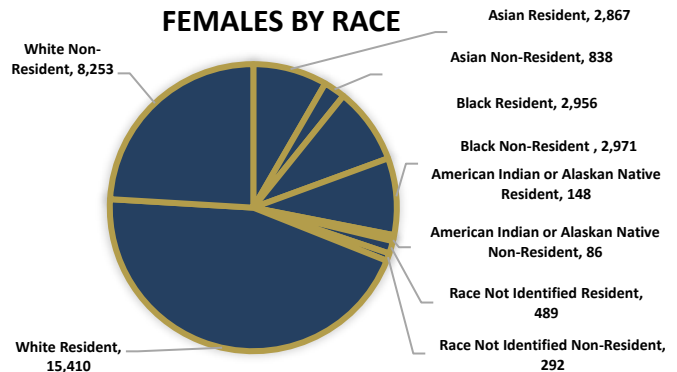
2019 CITATIONS BY GENDER



2019 CITATIONS MALES BY RACE



2019 CITATIONS FEMALES BY RACE



*NOTE: The data presented in this report was extracted from FCPD internal records management systems by the Information Technology Bureau (ITB). Data is representative, but not exhaustive.

