



FAIRFAX COUNTY POLICE DEPARTMENT

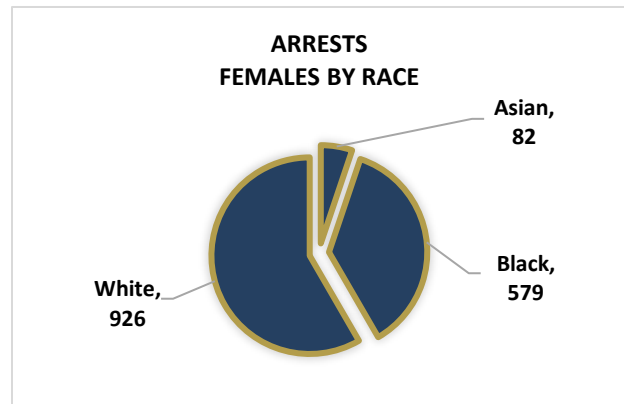
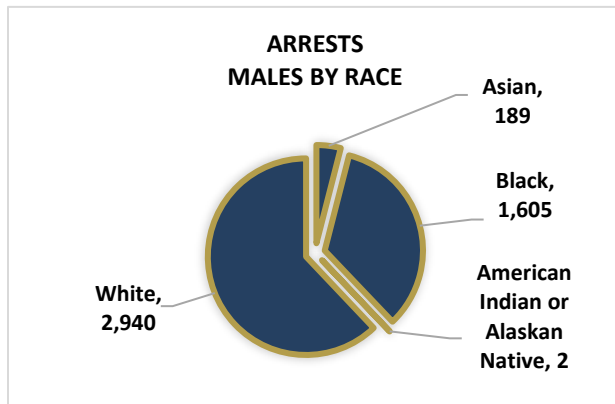
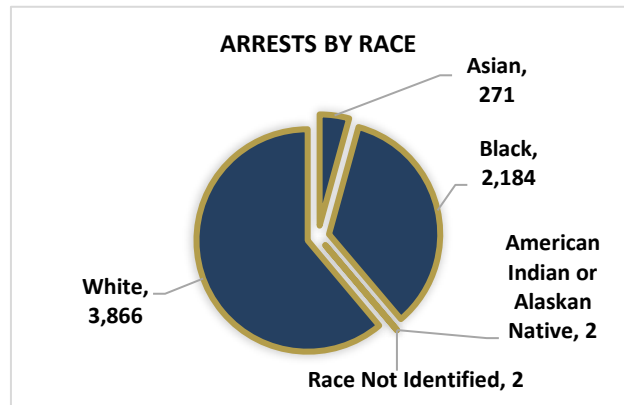
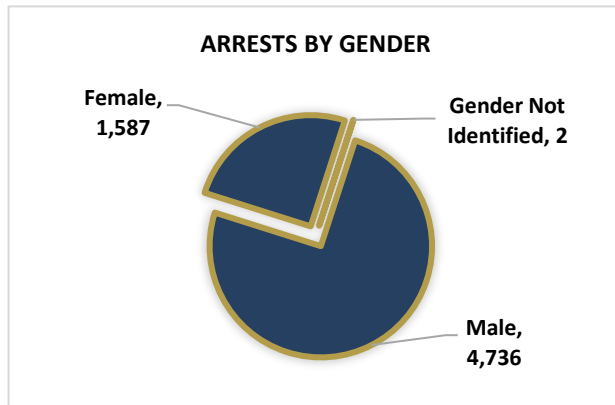
Analytical Summary Report

2020 Arrest Data by Race and Gender: January 1 – June 30

The charts below visually summarize the demographics of the 6,325 individuals who were arrested in 8,153 arrest incidents (12,445 total charges) by Fairfax County Police Officers in Fairfax County, Virginia from January 1 – June 30, 2020.

January 1 – June 30, 2020		
Race	Arrests	Percent of Total
White	3,866	61.12%
Black	2,184	34.53%
Asian	271	4.28%
American Indian or Alaskan Native	2	0.03%
Race Not Identified	2	0.03%
Total	6,325	100.00%

- 6,325 individuals were arrested during 8,153 arrest incidents with a total of 12,445 charges. Additional information on Incident Based Reporting (IBR) and standards for state reporting can be found [here](#).
- The data coding is standardized by the Virginia State Police and the Federal Bureau of Investigation's NCIC code manuals and Hispanic is not included in these codes as they classify Hispanic as an ethnic indicator, not a race. Effective July 1, 2020, the Virginia State Police will expand their data coding to include Hispanic.
- Data reported reflects all arrests, regardless of the person's actual domicile as a county resident or not.
- Further information on race reporting codes can be found [here](#).



*NOTE: The data presented in this report was extracted from FCPD internal records management systems by the Information Technology Bureau (ITB). Data is representative, but not exhaustive.

