



FAIRFAX COUNTY POLICE DEPARTMENT

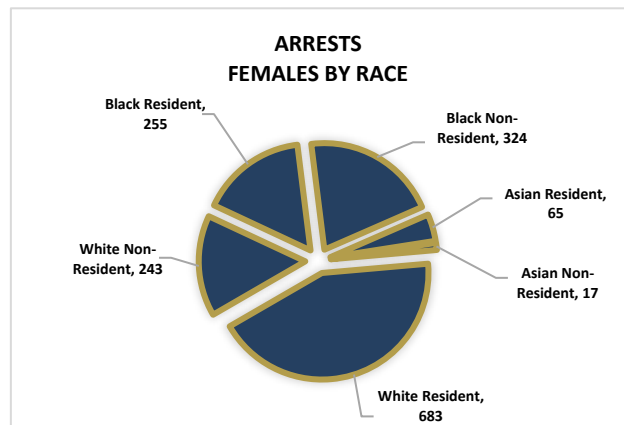
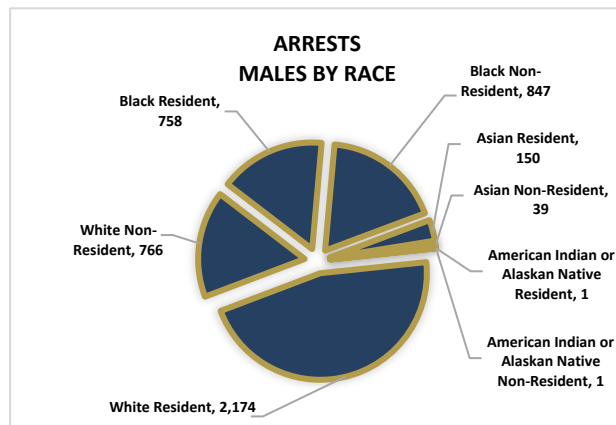
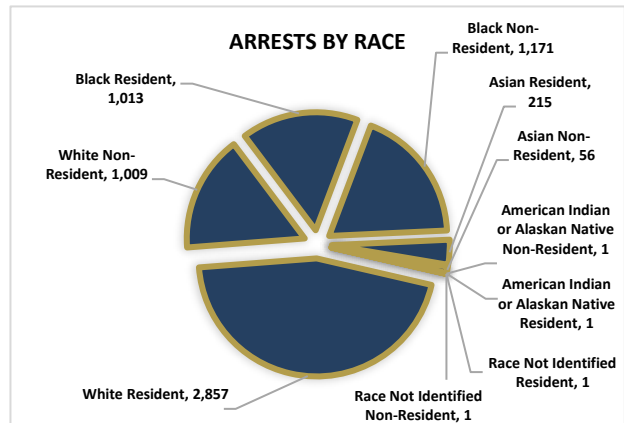
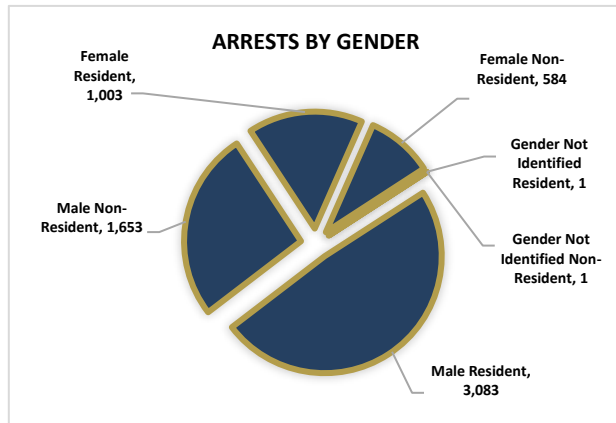
Analytical Summary Report

2020 Arrest Data by Residency: January 1 – June 30

The charts below visually summarize the demographics of the 6,325 individuals who were arrested in 8,153 arrest incidents (12,445 total charges) by Fairfax County Police Officers in Fairfax County, Virginia from January 1 – June 30, 2020.

Race	January 1 – June 30, 2020					
	Resident		Non - Resident		Combined Total	
	Arrests	% of Total	Arrests	% of Total	Arrests	% of Total
White	2,857	45.17%	1,009	15.95%	3,866	61.12%
Black	1,013	16.02%	1,171	18.51%	2,184	34.53%
Asian	215	3.40%	56	0.89%	271	4.28%
American Indian or Alaskan Native	1	0.02%	1	0.02%	2	0.03%
Race Not Identified	1	0.02%	1	0.02%	2	0.03%
Total	4,087	64.62%	2,238	35.38%	6,325	100.00%

- 6,325 individuals were arrested during 8,153 arrest incidents with a total of 12,445 charges. Additional information on Incident Based Reporting (IBR) and standards for state reporting can be found [here](#).
- The data coding is standardized by the Virginia State Police and the Federal Bureau of Investigation's NCIC code manuals and Hispanic is not included in these codes as they classify Hispanic as an ethnic indicator, not a race. Effective July 1, 2020, the Virginia State Police will expand their data coding to include Hispanic.
- Further information on race reporting codes can be found [here](#).



*NOTE: The data presented in this report was extracted from FCPD internal records management systems by the Information Technology Bureau (ITB). Data is representative, but not exhaustive.

