



# FAIRFAX COUNTY POLICE DEPARTMENT

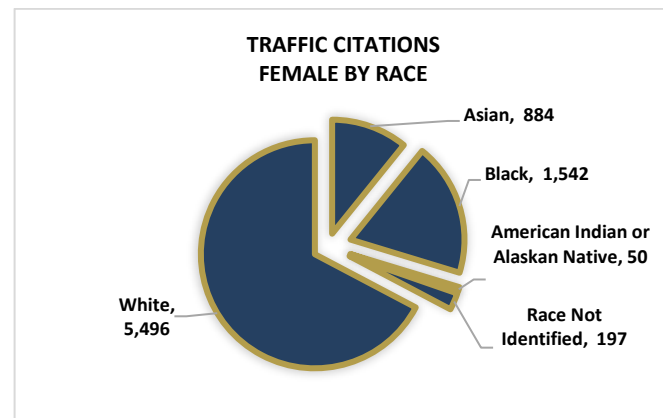
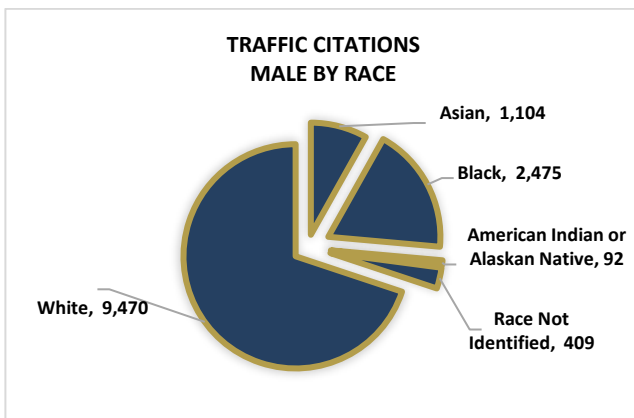
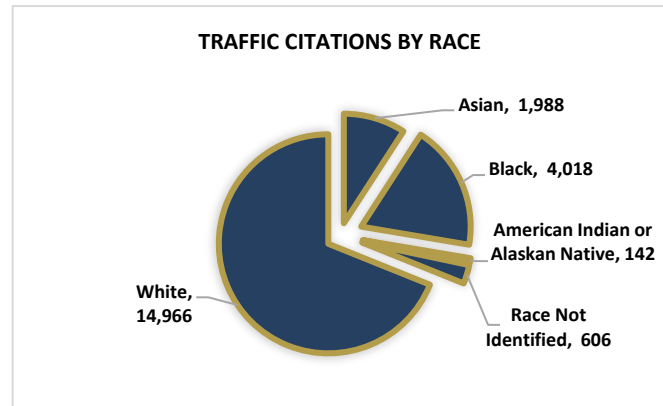
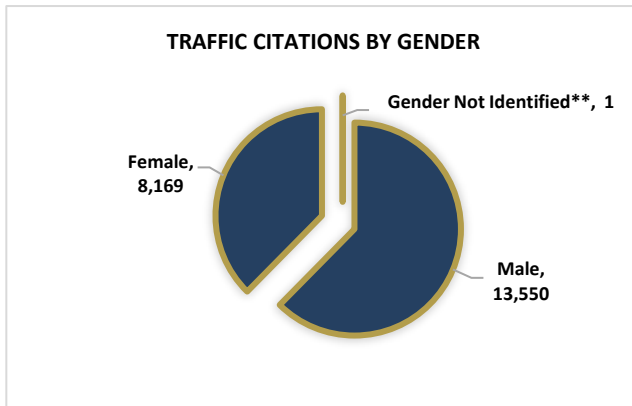
# Analytical Summary Report

## 2020 Traffic Citation Data by Race and Gender: January 1 – June 30

The charts below visually summarize the demographics of the 21,720 individuals who were issued a combined total of 28,085 citations by Fairfax County Police Officers in Fairfax County, Virginia from January 1 – June 30, 2020. The citation numbers depicted on the corresponding maps reflect only those citations that could be geo-validated.

Traffic Citations by Race and Gender January 1 - June 30, 2020		
Race	Citations	Percent of Total
White	14,966	68.90%
Black	4,018	18.50%
Asian	1,988	9.15%
American Indian or Alaskan Native	142	0.65%
Race Not Identified	606	2.80%
<b>Total</b>	<b>21,720</b>	<b>100.00%</b>

- The total number of citations issued is greater than the number of individuals because some individuals were issued multiple citations.
- The data coding is standardized by the Virginia State Police and the Federal Bureau of Investigation's NCIC code manuals and Hispanic is not included in these codes as they classify Hispanic as an ethnic indicator, not a race. Effective July 1, 2020, the Virginia State Police will expand their data coding to include Hispanic.
- Data reported reflects all citations issued and regardless of the individual's actual domicile as a county resident or not.
- Further information on race reporting codes can be found [here](#).



\*NOTE: The data presented in this report was extracted from FCPD internal records management systems by the Information Technology Bureau (ITB). Data is representative, but not exhaustive. \*\*One traffic citation written to an individual with gender not identified was of Black race.

