



FAIRFAX COUNTY POLICE DEPARTMENT

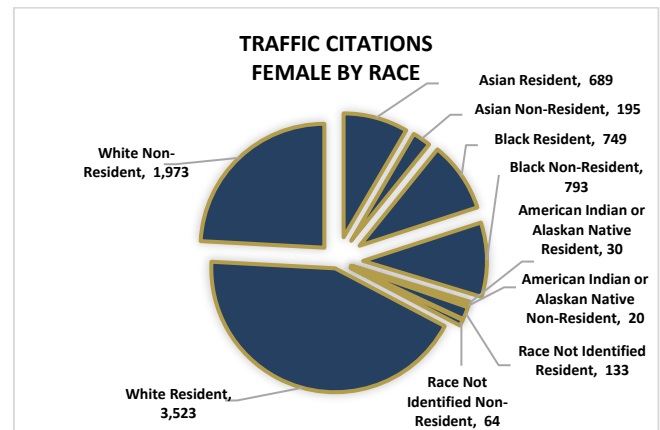
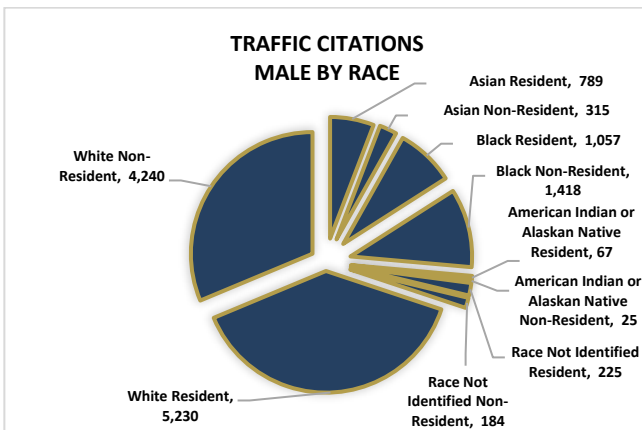
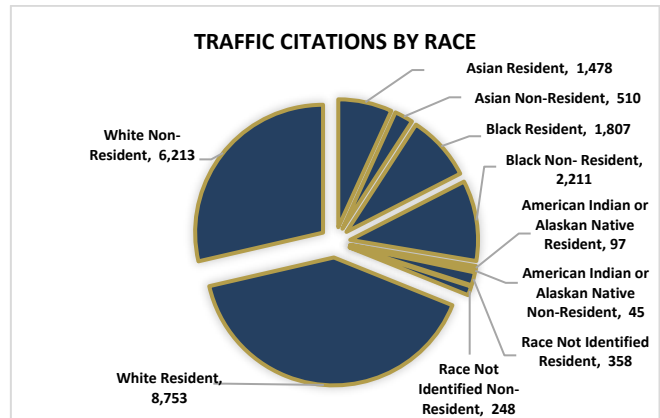
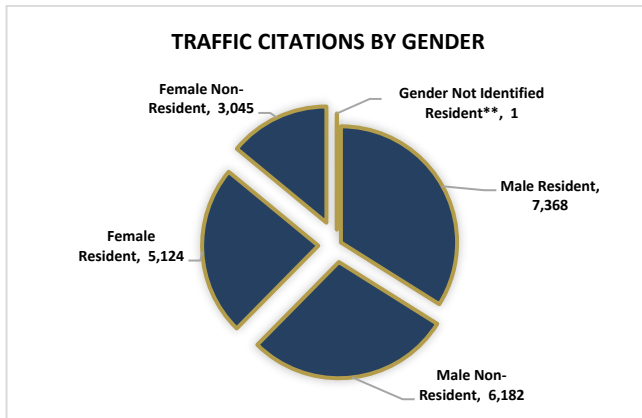
Analytical Summary Report

2020 Traffic Citation Data by Residency: January 1 – June 30

The charts below visually summarize the demographics of the 21,720 individuals who were issued a combined total of 28,085 citations by Fairfax County Police Officers in Fairfax County, Virginia from January 1 – June 30, 2020. The citation numbers depicted on the corresponding maps reflect only those citations that could be geo-validated.

Traffic Citations by Residency January 1 - June 30, 2020						
Race	Resident		Non - Resident		Combined Total	
	Citations	% of Total	Citations	% of Total	Citations	% of Total
White	8,753	40.30%	6,213	28.60%	14,966	68.90%
Black	1,807	8.32%	2,211	10.18%	4,018	18.50%
Asian	1,478	6.80%	510	2.35%	1,988	9.15%
American Indian or Alaskan Native	97	0.45%	45	0.21%	142	0.66%
Race Not Identified	358	1.65%	248	1.14%	606	2.79%
Total	12,493	57.52%	9,227	42.48%	21,720	100.00%

- The total number of citations issued is greater than the number of individuals because some individuals were issued multiple citations.
- The data coding is standardized by the Virginia State Police and the Federal Bureau of Investigation's NCIC code manuals and Hispanic is not included in these codes as they classify Hispanic as an ethnic indicator, not a race. Effective July 1, 2020, the Virginia State Police will expand their data coding to include Hispanic.
- Further information on race reporting codes can be found [here](#).



*NOTE: The data presented in this report was extracted from FCPD internal records management systems by the Information Technology Bureau (ITB). Data is representative, but not exhaustive. **One traffic citation written to an individual with gender not identified was a resident of Black race.

