

Fairfax County Police Department Internal Affairs Bureau 2019 Use of Force Report

Addendum A



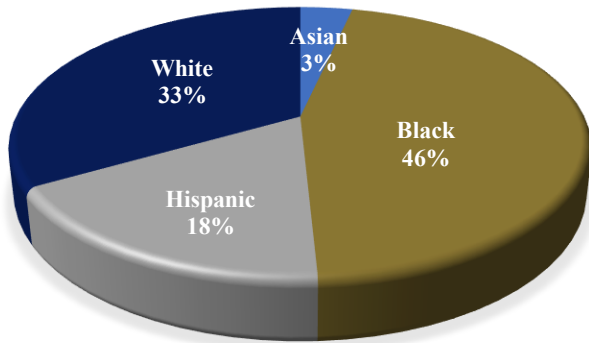
Submitted by Major C. Matt Owens, Jr
Commander, Internal Affairs Bureau

2019 Demographics of Community Members Involved in a Use of Force

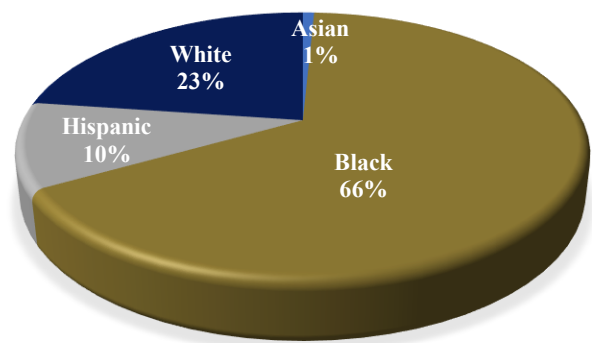
Community Member Race	Fairfax County Resident		Non-Fairfax County Resident		Total
	Female	Male	Female	Male	
Asian	4	18	1	1	24
Black	17	125	31	140	313
Hispanic	9	84	2	25	120
White	36	133	14	45	228
Total	66	360	48	211	685

**Three community members involved in a use of force in 2019 did not have a fixed address.*

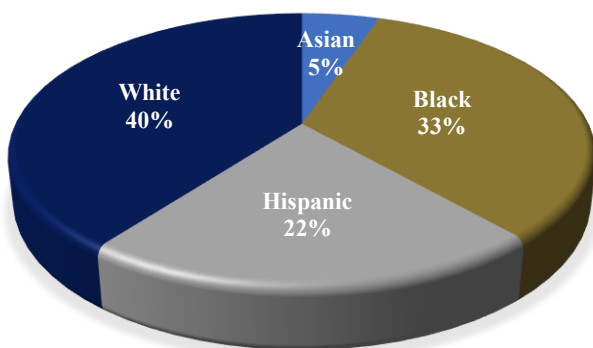
All Use of Force Incidents by Community Member Race



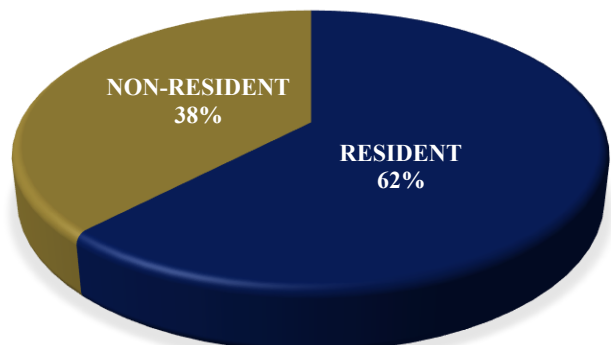
Non-Resident Use of Force by Community Member Race



Resident Use of Force by Community Member Race



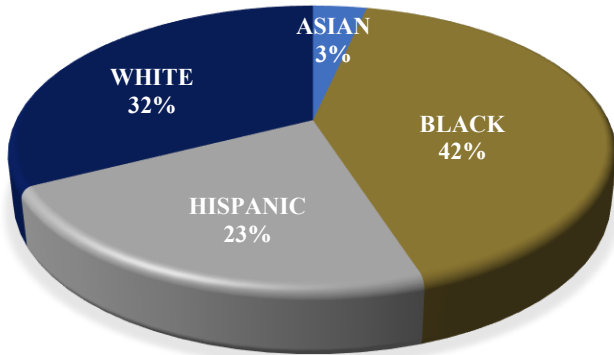
All Use of Force Incidents Resident vs Non-Resident



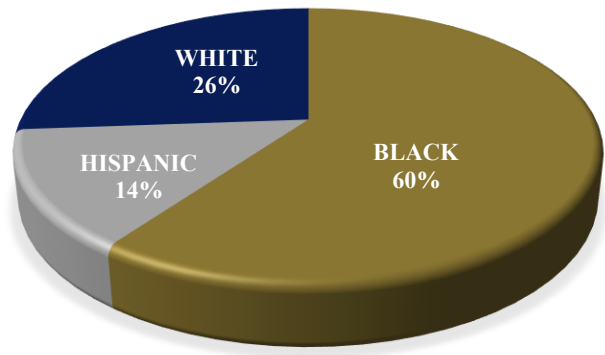
2019 Assault on Fairfax County Law Enforcement Officers by Community Member Demographics

Community Member Race	Fairfax County Resident		Non-Fairfax County Resident		Total
	Female	Male	Female	Male	
Asian	5	3	0	0	8
Black	13	44	13	26	96
Hispanic	8	35	5	4	52
White	20	38	4	13	75
Total	46	120	22	43	231

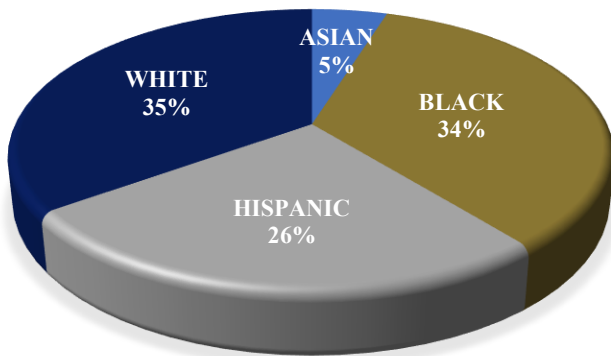
All Assaults on FCPD LEO by Race



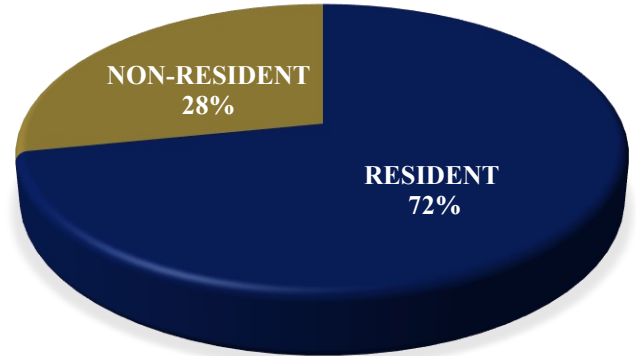
Non-Resident Assaults on FCPD LEO by Race



Resident Assaults on FCPD LEO by Race



All Assaults on FCPD LEO Resident vs Non-Resident



2019 Assault on Fairfax County Law Enforcement Officers by Station and Community Member Race

Station	Asian	Black	Hispanic	White	Grand Total
Fair Oaks	1	10	3	1	15
Fairfax County Detention Center	1	17	10	1	29
Franconia	2	12	5	5	24
Mason	1	14	14	26	55
McLean	0	12	13	2	27
Mount Vernon	0	16	11	5	32
Reston	1	6	8	1	16
Sully	1	2	6	3	12
West Springfield	1	7	5	8	21
Grand Total	8	96	52	75	231