



Fairfax County Police Department Bias Crimes and Incidents Report CY 2013 – CY 2017



Colonel Edwin C. Roessler Jr.
Chief of Police

Bias Crimes and Incidents Summary Report

A comprehensive data review of Bias Crimes and Incidents occurring in Fairfax County has been conducted for calendar years January 1, 2013, through December 31, 2017. This is an updated summary to include the full 2017 calendar year and previous years totals to most accurately capture and publish data. The data source for this summary report was the Fairfax County Police Department's (FCPD) Records Management System (RMS) via Tableau. Categories of bias crimes or incidents included the following:

- Anti-Arab
- Anti-Asian/Pacific Islander
- Anti-Black
- Anti-Catholic
- Anti-Female Homosexual (Lesbian)
- Anti-Hispanic
- Anti-Homosexual (Gay and Lesbian)
- Anti-Islamic (Muslim)
- Anti-Jewish
- Anti-Male Homosexual (Gay)
- Anti-Multi Racial Group
- Anti-Multi Religious Group
- Anti-Other Ethnicity/National Origin
- Anti-Other Religion (Buddhism, Hinduism)
- Anti-Physical Disability
- Anti-Protestant
- Anti-White

Recorded information was based on what was reported to the FCPD. In many instances the offenders' motives were unknown, and those incidents were captured under the "unknown motivation" category.

Definitions

As defined by Fairfax County Police Department [General Order 520.7 Bias Crime Policy](#).

Bias Crime:

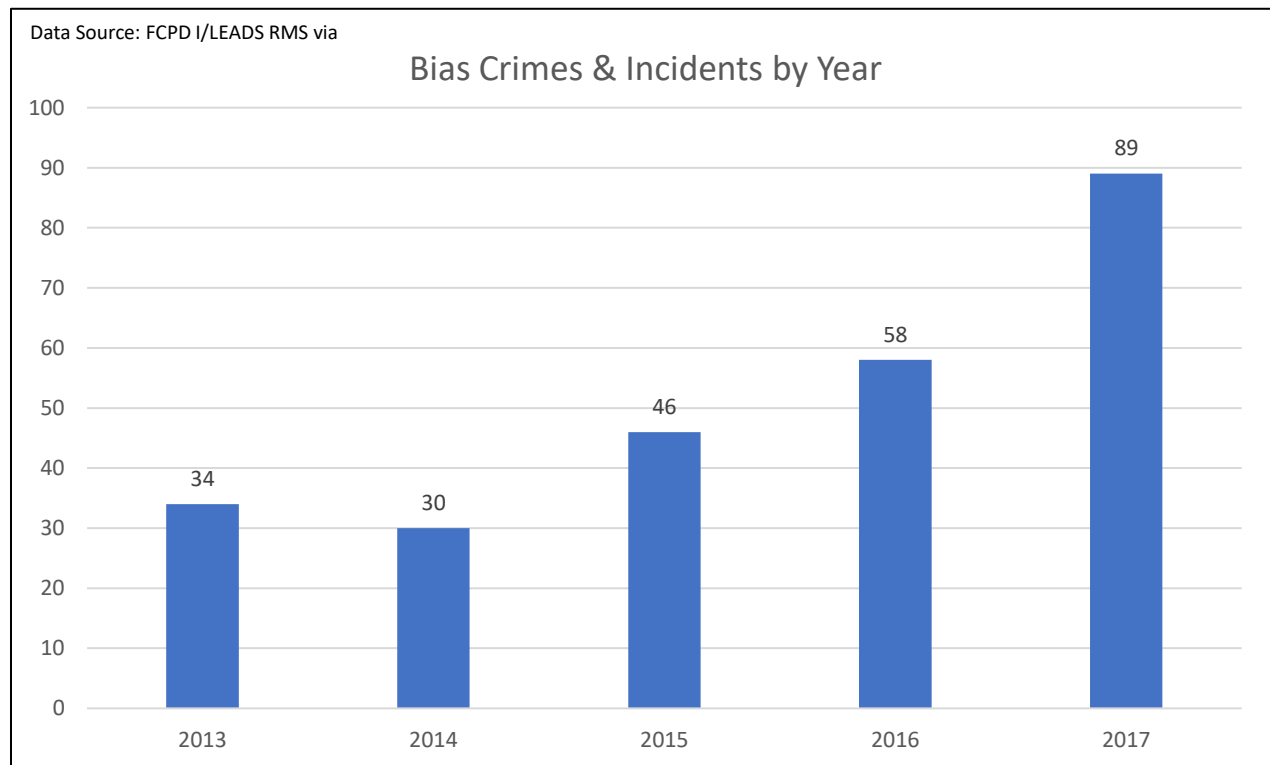
- Also known as Hate Crime. Any unlawful action committed against a person because of race, religious conviction, ethnic/national origin, disability, and/or sexual orientation. The *Code of Virginia* does not specifically define a bias crime or hate crime as a violation of law, but does provide enhanced penalties for assault and battery (§ 18.2-57) and vandalism (as defined by § 18.2-121) when the acts are committed against a person based upon their race, religious conviction, color or national origin.

Bias Incident:

- Involves behaviors that, though motivated by bias against a victim’s race, religious conviction, ethnic/national origin, disability, and/or sexual orientation, are not criminal acts (i.e., distribution of unsolicited hate literature, hostile or hateful speech, or other disrespectful/discriminatory behavior may be motivated by bias but is not a violation of criminal law) but may be classified as a violation of civil statutes. They become criminal acts only when the behavior directly incites perpetrators to commit acts of violence against persons or the destruction of property.

Bias Crimes and Incidents Aggregate Total

The summary information in this report will reflect tables, graphs, and statistics specifically related to the categories identified on page one. Some of the data reflect aggregate totals as well as individual bias crimes and incidents for the specified time period.

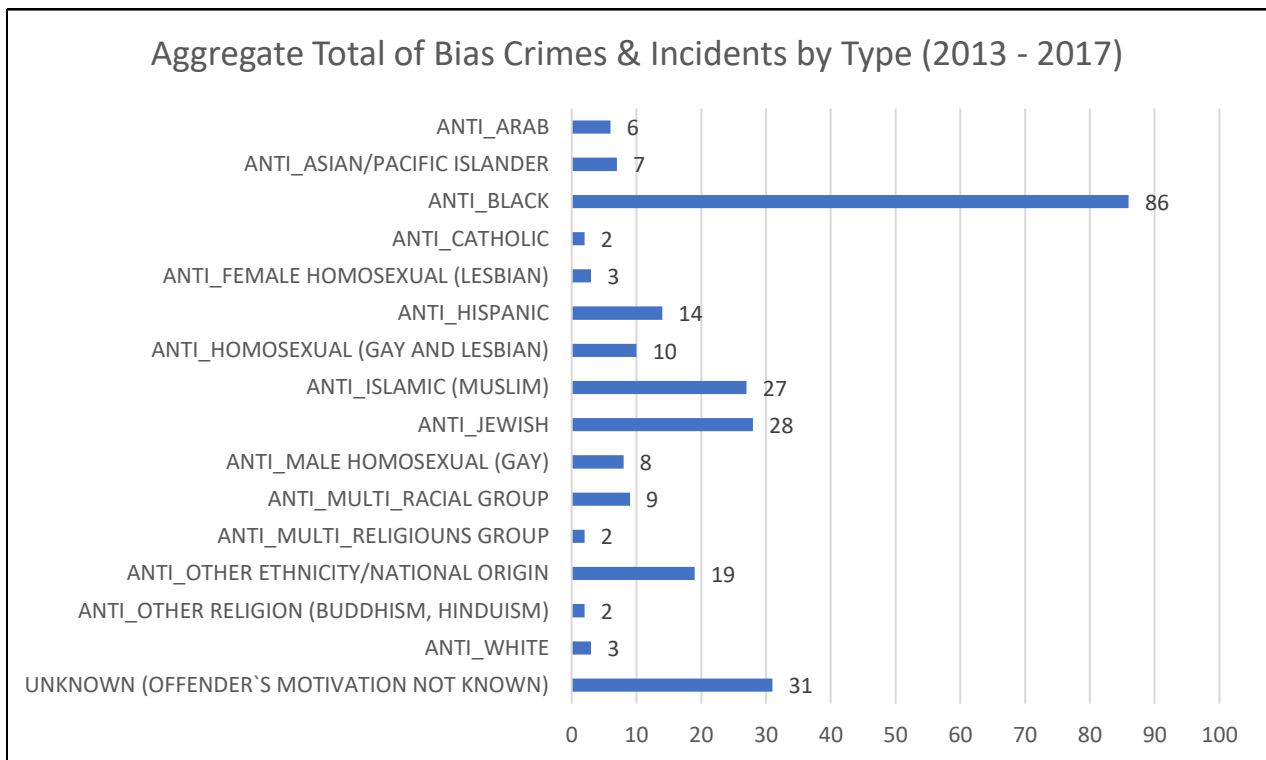


Highlights to note:

- The aggregate total of all bias crimes and incidents was 257. The 2017 calendar year incidents represent 34.6% of the aggregate total.

Bias Crimes and Incidents by Type or Category

The following tables and charts represent a breakdown of bias crimes and incidents by type, monthly, annual, and aggregate totals, and by district station.



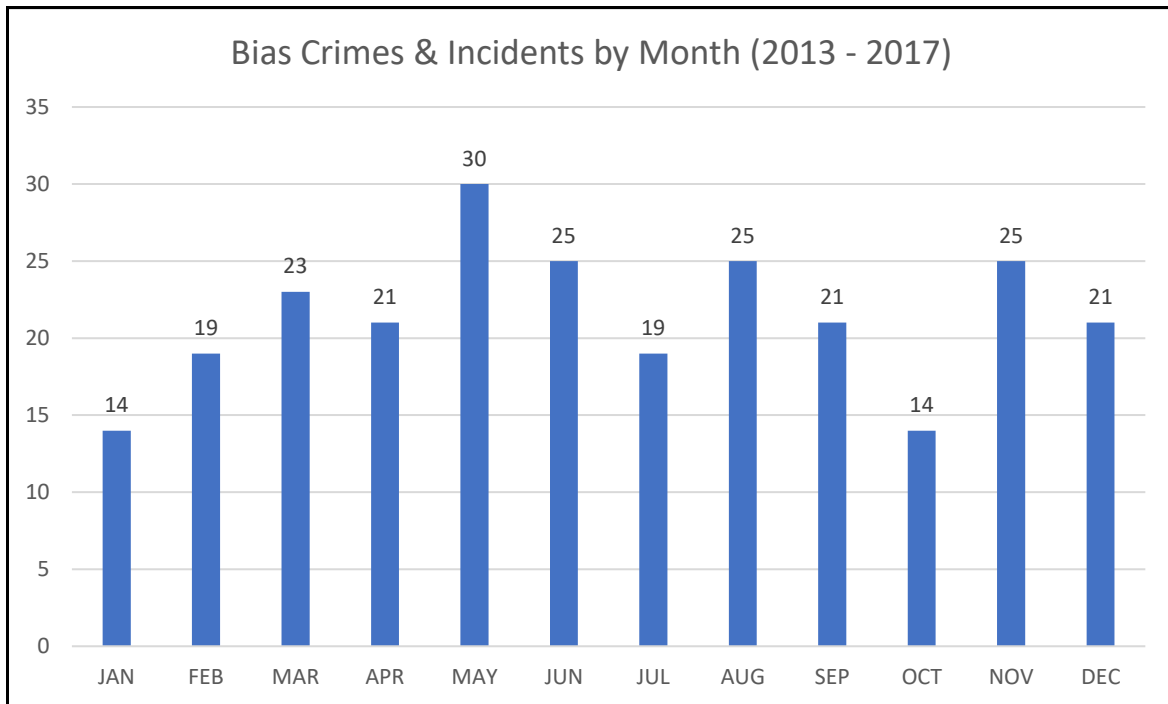
Data Source: FCPD I/LEADS RMS via Tableau

Highlights to note reference aggregate bias crimes and incidents by type or category:

- The most prevalent bias type or category was Anti-Black, representing 33.5% of the aggregate total.
- Unfortunately the second most prevalent bias type or category was unknown. This indicates there was no known motivation for the suspect's actions or one was not provided for tracking purposes. The unknown motivation category accounted for 12% of the aggregate total.
- With consideration of the unknown motivation category, the third most prevalent category was a tie between Anti-Jewish and Anti-Islam, each accounting for 10.9% of the aggregate total.

Bias Crimes and Incidents by Month and Year

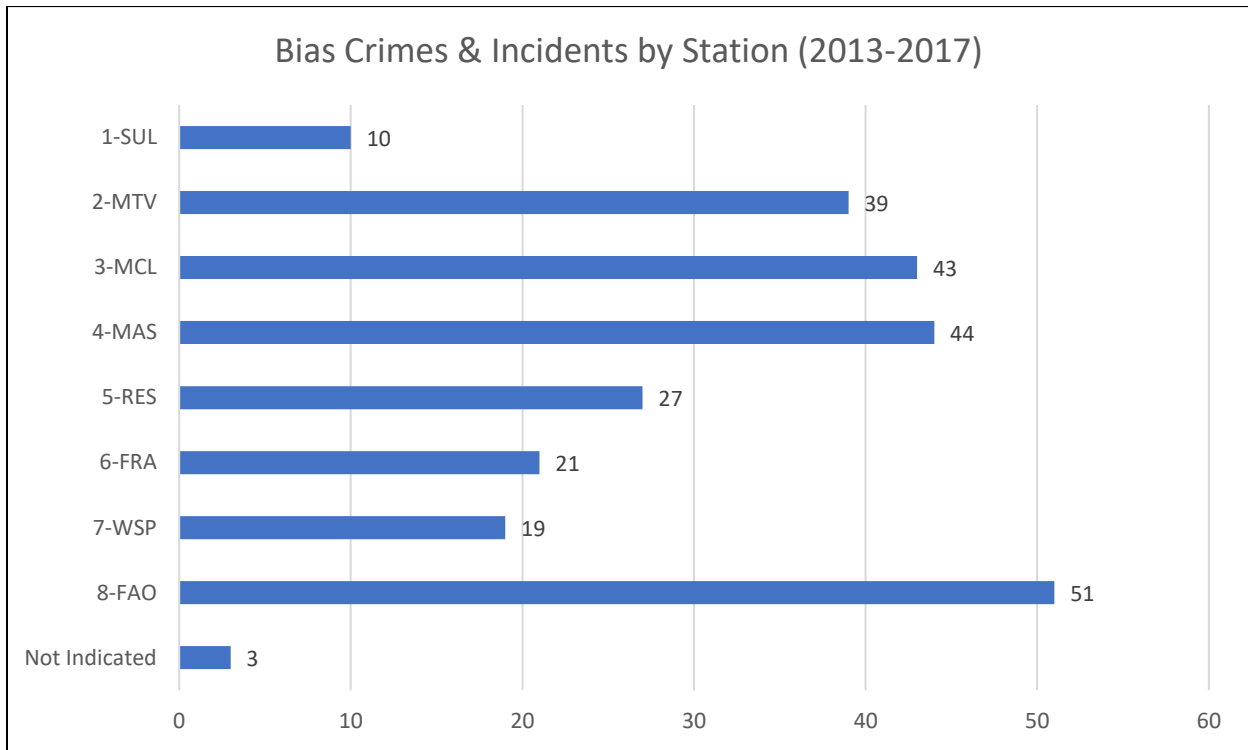
The following chart indicates the aggregate total of bias crimes and incidents, respective to month, for the 2013 – 2017 time period.



Data Source: FCPD I/LEADS RMS via Tableau

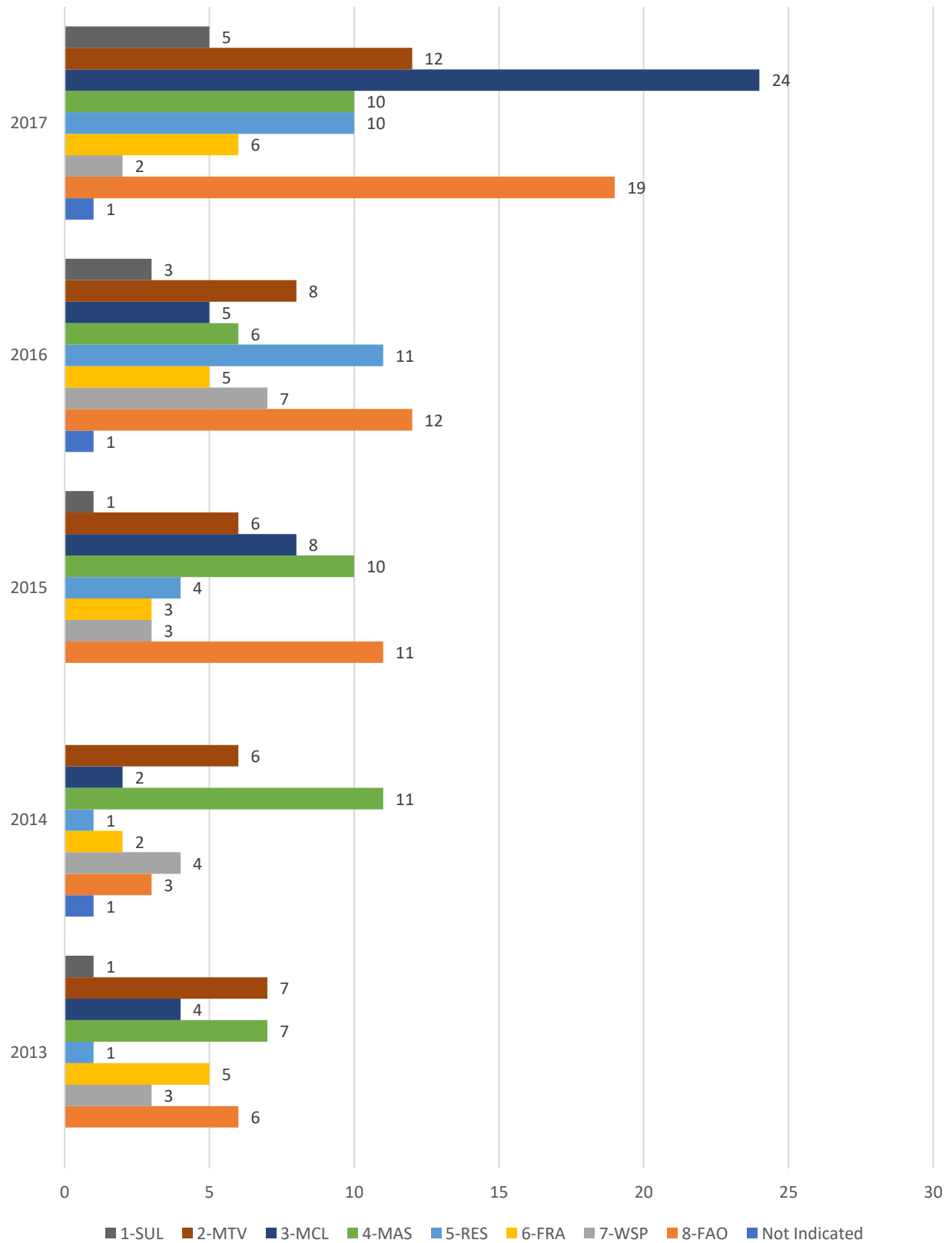
Bias Crimes and Incidents by Stations

The following chart indicates the aggregate total of bias crimes and incidents, respective to District Station, for the 2013 – 2017 time period.



Data Source: FCPD I/LEADS RMS via Tableau

Bias Crimes & Incidents by Year / Station (2013 - 2017)



Data Source: FCPD I/LEADS RMS via Tableau

Bias Crimes and Incidents by Category

The following chart reflects bias crimes and incidents by category. The most frequently reported activity was suspicious events, which represented 24.1% of the aggregate total. This trend was consistent for calendar year 2017. Destruction-Graffiti accounted for the second most common category, representing 13.6% of the aggregate total.

EVENT DESCRIPTION	2013	2014	2015	2016	2017	TOTAL
ASSAULT - AGGRAVATED		1	1	1	1	4
ASSAULT - AGGRAVATED ASSAULT ON LEO			1			1
ASSAULT - INTIMIDATION						0
ASSAULT - KNIFE OR CUTTING INSTRUMENT	1			1		2
ASSAULT - MOB	1				2	3
ASSAULT - OTHER DANGEROUS WEAPON	1		1			2
ASSAULT - SIMPLE ASSAULT ON LEO			1		1	2
ASSAULT - SIMPLE, NOT AGGRAVATED	1	5	6	6	7	25
BURGLARY/BREAKING AND ENTERING					1	1
COMPUTER - HARRASS			1			1
DESTRUCTION - CHURCH/RELIGIOUS PROPERTY			1		1	2
DESTRUCTION - GRAFFITI	4	4	9	6	12	35
DESTRUCTION - OTHER					1	1
DESTRUCTION - PRIVATE PROPERTY	2	1	2	8	10	23
DESTRUCTION - PUBLIC PROPERTY					1	1
DISORDERLY - DISORDERLY CONDUCT	5	2	4	7	10	28
DISORDERLY - DISTURBING THE PEACE				1		1
DISORDERLY - FALSE ALARM OR BOMB THREAT			1			1
DRUNK - DRUNK/PROFANE IN PUBLIC					2	2
HOMICIDE - MURDER AND NON-NEGLIGENT MANSLAUGHTER			1			1
LARCENY - ALL OTHER LARCENY					2	2
LARCENY - THEFT FROM BUILDING		1				1
ORDER - VIOLATE EPO/PO/PPO	2	1				3
OTHER OFFENSE - AGAINST PERSON					1	1
OTHER OFFENSE - AGAINST PROPERTY	1					1
OTHER OFFENSE - AGAINST SOCIETY			1			1
PUBLIC SAFETY - IMPERSONATE LEO		1				1
ROBBERY - CARJACKING				1		1
ROBBERY - FIREARM		1	1			2
ROBBERY - STRONG-ARM - HANDS, FISTS, FEET, ETC.	1	1				2
SERVICE - CIVIL DISPUTE				4	2	6
SERVICE - DOMESTIC DISPUTE				1		1
SERVICE - MENTAL CASE					2	2
SERVICE - NON DMV REPORTABLE CRASH			1			1
SERVICE - POLICE SERVICE		2	1		2	5
SERVICE - SPECIAL INVESTIGATION				1		1
SUSPICIOUS - EVENT	10	6	11	13	22	62
SUSPICIOUS - PERSON	1			1	3	5
TAMPERING - AUTO/TRUCK/OTHER VEHICLE				1		1
TELEPHONE - RECORD/INTERCPT/OTHER VIOLATION					1	1
THREATS - IN WRITING					1	1
THREATS - TELEPHONE THREATS/ABUSE/OBSCENE		3		4	2	9
TRAFFIC - LITTERING	1					1
TRAFFIC - OTHER					1	1
TRAFFIC - RECKLESS DRIVING		1	1		1	3
TRESPASS - PRIVATE PROPERTY	2					2
TRESPASSING - OTHER				1		1
WEAPONS - BRANDISHING	1			1		2
WEAPONS - SHOOT OR THROW MISSILE INTO AUTO			1			1
TOTAL	34	30	46	58	89	257

Data Source: FCPD I/LEADS RMS via Tableau